



EAST AFRICAN COMMUNITY TRADE AND INVESTMENT —— Report 2015 ——





EAST AFRICAN COMMUNITY

TRADE AND INVESTMENT REPORT 2015

| | |
|---|-----------|
| LIST OF TABLES..... | iv |
| LIST OF FIGURES..... | v |
| ACRONYMS..... | vi |
| STATEMENT..... | vii |
| FOREWORD..... | viii |
| EXECUTIVE SUMMARY..... | x |
| CHAPTER 1: THE EAST AFRICAN COMMUNITY INTEGRATION PROCESS..... | 1 |
| 1.1 Overview of the EAC Integration | 2 |
| 1.2 EAC Trading Arrangements with other Regional Blocs | 4 |
| 1.3 Export Promotion Activities | 5 |
| CHAPTER 2: MACROECONOMIC AND TRADE DEVELOPMENTS..... | 7 |
| 2.1 Global Economic Growth Outlook | 8 |
| 2.1.1 Africa Economic Outlook | 9 |
| 2.2 Global Trade Outlook | 9 |
| 2.2.1 Trends in African Trading | 10 |
| 2.3 EAC Economic Growth | 10 |
| 2.3.1 Burundi | 10 |
| 2.3.2 Kenya | 12 |
| 2.3.3 Rwanda | 14 |
| 2.3.4 Tanzania | 15 |
| 2.3.5 Uganda | 16 |
| CHAPTER 3: EAC TRADE PERFORMANCE..... | 19 |
| 3.1 Sectoral Distribution of EAC Trade | 20 |
| 3.2 Total EAC Trade Trends | 20 |
| 3.3 Intra-EAC Trade Trends | 22 |
| CHAPTER 4: TRADE IN THE EAC PARTNER STATES | 25 |
| 4.1 Burundi | 26 |
| 4.1.1 International Trade | 26 |
| 4.1.3 Intra-EAC Trade | 28 |
| 4.2 Kenya | 31 |
| 4.2.1 International Trade | 31 |
| 4.2.3 Intra-EAC Trade | 33 |
| 4.3 Rwanda | 36 |
| 4.3.1 International Trade | 39 |
| 4.3.2 Intra-EAC Trade | 40 |

| | | |
|-------|---------------------|----|
| 4.4 | Tanzania | 41 |
| 4.4.1 | International Trade | 41 |
| 4.4.2 | Intra-EAC Trade | 43 |
| 4.5 | Uganda | 45 |
| 4.5.1 | International Trade | 45 |
| 4.5.2 | Intra-EAC Trade | 48 |

CHAPTER 5: SPECIAL CATEGORY CONSIDERATIONS WITHIN EAC CUSTOMS UNION.....51

| | | |
|-----|---------------------------|----|
| 5.1 | Exemptions and Remissions | 52 |
| 5.2 | Sensitive Goods | 53 |
| 5.3 | Excisable Products | 54 |
| 5.4 | Tariff Bands | 55 |

CHAPTER 6: CUSTOMS REVENUE PERFORMANCE IN EAC58

| | | |
|-----|----------|----|
| 6.1 | Burundi | 59 |
| 6.2 | Kenya | 59 |
| 6.3 | Rwanda | 59 |
| 6.4 | Tanzania | 59 |
| 6.5 | Uganda | 59 |

CHAPTER 7: INVESTMENT FLOWS IN EAC.....61

| | | |
|-------|--|----|
| 7.1 | Global Investment Trends | 62 |
| 7.2 | EAC Investment Outlook | 62 |
| 7.3 | Investment Opportunities in EAC | 64 |
| 7.4 | Investment Climate | 64 |
| 7.5 | EAC Investment Flows | 65 |
| 7.5.1 | Overall Investment Flows | 66 |
| 7.5.2 | Intra-EAC Investment Flows | 66 |
| 7.6 | Employment Creation | 68 |
| 7.7 | Sectoral Distribution of Foreign Direct Investment | 69 |
| 7.8 | EAC Country Specific Sources of Investment | 71 |

CHAPTER 8: CHALLENGES AND POLICY RECOMMENDATIONS.....75

| | | |
|-----|---|----|
| 8.1 | Challenges to Trade and Investment in the EAC | 76 |
| 8.2 | Policy Recommendations | 77 |

CHAPTER 9: ANNEXES.....78

LIST OF TABLES

| | | |
|------------------|--|----|
| Table 1: | Summary of Global Economic Growth Performance..... | 8 |
| Table 2: | Global Trade: Annual Percentage Growth, 2011-2015..... | 9 |
| Table 3: | Trade Flow for EAC, 2011-2015 (US\$ million)..... | 21 |
| Table 4: | Total Intra-EAC Trade, 2011-2015 (US\$ million)..... | 22 |
| Table 5: | Burundi's Trade with EAC Partner States, 2011-2015 (US\$ million)..... | 29 |
| Table 6: | Burundi: Intra-EAC Exports, 2011-2015 (US\$ million)..... | 30 |
| Table 7: | Kenya's Trade with EAC Partner States, 2011-2015 (US\$ million)..... | 34 |
| Table 8: | Kenya's Intra-EAC Exports, 2011-2015 (US\$ million) | 35 |
| Table 9: | Rwanda's Trade with EAC Partner States, 2011-2015 (US\$ million)..... | 39 |
| Table 10: | Intra-EAC Exports, 2011-2015 (US\$ million)..... | 40 |
| Table 11: | Tanzania's Trade with EAC Partner States, 2011-2015 (US\$ million)..... | 43 |
| Table 12: | Tanzania's Intra-EAC Exports, 2011-2015 (US\$ million)..... | 44 |
| Table 13: | Uganda's Trade with EAC Partner States, 2011-2015 (US\$ million)..... | 48 |
| Table 14: | Intra-EAC Exports, 2011-2015 (US\$ million)..... | 49 |
| Table 15: | Duty Foregone Due to Exemptions and Remissions, 2011-2015 (US\$ million)..... | 52 |
| Table 16: | Value of Imports by Tariff Band, 2011-2015 (US\$ million)..... | 55 |
| Table 17: | Customs Revenue Collected by EAC Partner States, 2011-2015 (US\$ million)..... | 58 |
| Table 18: | EAC Global Competitiveness Ranking, 2013/14-2014/15..... | 64 |
| Table 19: | FDI Inflows into EAC Region, 2010-2015 (US\$ million)..... | 65 |
| Table 20: | Intra-EAC Investment Flows, 2011-2015 (US\$ million)..... | 67 |
| Table 21: | Number of Jobs expected through Foreign Investments, 2011-2015..... | 68 |
| Table 22: | Burundi's Sectoral Distribution of Foreign Investment, 2014-2015..... | 69 |
| Table 23: | Kenya's Sectoral Distribution of Foreign Investment, 2014-2015..... | 69 |
| Table 27: | Rwanda's Sectoral Distribution of Foreign Investment, 2014-2015 | 70 |
| Table 25: | Tanzania's Sectoral Distribution of Foreign Investment, 2014-2015..... | 71 |
| Table 26: | Uganda's Sectoral Distribution of Foreign Investment, 2014-2015..... | 71 |
| Table 27: | Burundi's Major Sources of Investment, 2014-2015..... | 71 |
| Table 28: | Kenya's Major Sources of FDI, 2014-2015..... | 72 |
| Table 29: | Rwanda's Major Sources of Investment, 2014-2015..... | 72 |
| Table 30: | Tanzania's Major Sources of Investment, 2014-2015..... | 73 |
| Table 31: | Uganda's Major Sources of Investment, 2014-2015..... | 73 |

| | | |
|-------------------|--|----|
| Figure 1: | Total Intra-EAC Trade, 2011-2015 (US\$ million)..... | 23 |
| Figure 2: | Burundi's Total Exports, Imports and Trade Balance, 2011-2015..... | 26 |
| Figure 3: | Burundi's Imports by Country/Region of Origin..... | 27 |
| Figure 4: | Burundi's Domestic Exports by Destination..... | 27 |
| Figure 5: | Burundi's Re-exports as percentage of Total Exports 2013-2015..... | 28 |
| Figure 6: | Burundi's Trade with EAC Partner States, 2011-2015 (US\$ million)..... | 29 |
| Figure 7: | Kenya's Total Exports, Imports and Trade Balance, 2011-2015..... | 31 |
| Figure 8: | Kenya's Imports by Country/Region of Origin (percent Share)..... | 32 |
| Table 9: | Kenya's Domestic Exports by Destination (Percent Share)..... | 33 |
| Figure 10: | Kenya's Re-exports as percent of Total Exports..... | 33 |
| Figure 11: | Kenya's Trade with EAC Partner States, 2011-2015 (US\$ million)..... | 34 |
| Figure 12: | Rwanda's Total Exports, Imports and Trade Balance, 2011-2015..... | 36 |
| Figure 13: | Rwanda's Imports by Country/Region of Origin (Percent Shares) | 37 |
| Figure 14: | Rwanda's Domestic Exports by Destination (Percent Share)..... | 37 |
| Figure 15: | Share of Rwanda's Re-exports to Total Exports, 2011-2015..... | 38 |
| Table 9: | Rwanda's Trade with EAC Partner States, 2011-2015 (US\$ million)..... | 41 |
| Figure 16: | Tanzania's Exports, Imports and Trade Balance, 2011 – 2015..... | 41 |
| Figure 17: | Tanzania's Imports by Country/Region of Origin..... | 42 |
| Figure 18: | Tanzania's Domestic Exports by Destination, 2014 -2015..... | 42 |
| Figure 19: | Share of Tanzania's Re-exports to Total Exports, 2011- 2015..... | 42 |
| Figure 20: | Tanzania's Trade with EAC Partner States, 2011 – 2015..... | 42 |
| Figure 21: | Uganda's Total Exports, Imports and Trade Balance, 2011 -2015..... | 43 |
| Figure 22: | Uganda's Share of Imports by Country /Region of Origin, 2013-2015..... | 46 |
| Figure 23: | Uganda's Percentage Share of Domestic Exports by Destination, 2013-2015..... | 46 |
| Figure 24: | Uganda's Re-exports as a Percentage of Total Exports, 2011-2015..... | 47 |
| Figure 25: | Uganda's Trade with EAC Partner States, 2011-2015..... | 48 |

| | |
|-------------------|---|
| AfDB | African Development Bank |
| BOT | Bank of Tanzania |
| BOU | Bank of Uganda |
| CBK | Central Bank of Kenya |
| CET | Common External Tariff |
| COMESA | Common Market for Eastern and Southern Africa |
| EAC | East African Community |
| ECOWAS | Economic Community for West African States |
| EDC | Economic and Development Cooperation |
| EPA | Economic Partnership Agreement |
| EU | European Union |
| FDI | Foreign Direct Investment |
| FRW | Rwanda Francs |
| GDP | Gross Domestic Product |
| GNS | Gross National Savings |
| IMF | International Monetary Fund |
| KNBS | Kenya National Bureau of Statistics |
| KRA | Kenya Revenue Authority |
| NMC | National Monitoring Committees |
| NTBs | Non-Tariff Barriers |
| RO | Rules of Origin |
| ROA | Rest of Africa |
| ROW | Rest of the World |
| SADC | Southern Africa Development Community |
| SCT | Single Customs Territory |
| SCTIFI | Sectoral Council on Trade, Industry, Finance and Investment |
| SOLAS | Safety of Life at Sea |
| TRA | Tanzania Revenue Authority |
| UBOS | Uganda Bureau of Statistics |
| UK | United Kingdom |
| URA | Uganda Revenue Authority |
| USA | United States of America |
| WTO | World Trade Report |
| AGOA | African Growth and Opportunities Act |
| CPI | Consumer Price Index |
| TIFA | Trade and Investment Framework Agreement |
| Ken Invest | Kenya Investment Authority |
| TIC | Tanzania Investment Centre |
| ZIPA | Zanzibar Investment Promotion Agency |
| UIA | Uganda Investment Authority |
| RDB | Rwanda Development Board |
| API | Burundi Investment Promotion Authority |
| IPAs | Investment Promotion Agencies |
| TBP | Time Bound Programme |
| EALA | East African Legislative Assembly |
| TFTA | Tripartite Free Trade Area |
| ICT | Information and Communication Technology |
| KRA | Kenya Revenue Authority |
| KNBS | Kenya National Bureau of Statistics |
| RRA | Rwanda Revenue Authority |
| NISR | National Institute of Statistics of Rwanda |
| UNCTAD | United Nations Conference on Trade and Development |

OPENING STATEMENT DURING THE LAUNCHING CEREMONY

One of the underlying facets of a Customs Union and Common Market is generation, analysis and dissemination of data relating to trade, investment and other key variables that constitute the integration milestones. This becomes even more fundamental with a Monetary Union that requires sustainable measurement and keeping track of the macro-economic performance. Since 2005, the EAC has been producing Trade reports focusing on trade, revenue and investment flows.



This EAC Trade and Investment Report analyses the trade and investment flows in 2015. Its main purpose is to gauge EAC trade performance in the global macro-economic and trade contexts and particularly analyses the intra-EAC trade in goods for the year under review, EAC trade with the rest of the world, tax exemptions, revenue yield and investment flows of Partner States. It also highlights challenges and provides recommendations which inform policy direction.

The EAC Trade and Investment Report for the last 11 years have shown that intra EAC trade has grown from \$1.5 billion in 2005 to \$5.1 billion in 2015 with the highest level being \$5.8 billion in 2013. The Revenue collections have also continued to exhibit positive growth on year to year basis in all the Partner States. The EAC has also witnessed exponential growth in Foreign Direct Investment and Intra EAC investment flows. Although not yet at the desired levels, the trend gives indication that EAC is becoming an attraction of viable investment projects. The flows depicted by these reports are supported by other empirical studies such as the Regional integration Index of 2016 carried out by Economic Commission for Africa and African Development Bank and the improved rankings in the Doing Business Reports of the World Bank.

On the flipside of the positive performance over period since 2005, EAC intra-trade performance in 2015 depicted a downward trend with a decrease of 10 percent from US\$5.6 billion in 2014 to US\$5.1 billion. Investment flows in 2015 also declined by 16.4% from the previous year although the total investment was nearly double than that of 2012 and 2013. Likewise the trade deficit with the rest of the world continued to increase in 2015. The one year disparity may not be a good measure for the future trends given that 2016 may have experienced a rebound in the fundamental parameters used in the reporting.

The EAC Trade and Investment Report 2015 reveals the challenges that impede trade in EAC as Non-Tariff Barriers (NTBs) that raised the cost of doing business; poor infrastructure at the ports and along the main transport corridors; exemption regime that distorts the implementation of the CET; low value addition in the Region that affects the export earnings of the Partner States; lack of human and financial resources by the implementing agencies such as the investment agencies; delays in conclusion of trade agreements; investment related policies and strategies that are not harmonized at the regional level; and cumbersome administrative and regulatory practices with regard to registering a business and getting licenses.

I have underscored the above details and figures to show the importance of this EAC Trade and Investment Report which is a very useful tool in tracking our performance and essential in guiding us develop corrective measures. I note that this report is of 2015 and wish to ask the Secretariat to make these reports more timely such that EAC can use them valuably immediately after the reporting period. ***With these remarks I wish on behalf of the Council, to launch the EAC Trade and Investment Report 2015.***

.....
Rt. Hon. Ali M. Kirunda Kivejinja
 Chairperson of the EAC Council of Ministers



In 2015 the EAC Secretariat in collaboration with Partner States continued to accomplish major strides to deepen the regional integration agenda particularly in the implementation of the Single Customs Territory (SCT), which started as a pilot along the Northern and Central corridors in 2014. It was consolidated in 2015 through finalization of key operational instruments. These included revision of SCT business manuals, development of SCT Monitoring and Evaluation Tool, development of the Framework for Deployment of Staff in other Partner States, and revision of the Enforcement and Compliance Framework.

The instruments were adopted and are being applied by the Partner States. To ensure real time flow of information and minimum clearance time for goods, ports and customs system interconnectivity was further enhanced. The Secretariat and Partner States Customs administration are progressively expanding the scope of goods covered under the SCT in all Partner States. Another great milestone achieved during the period was the coming into force of the revised EAC Rules of Origin, 2015 that came into effect in January the same year. The new EAC Rules of Origin are simpler and do promote value addition and investment in the EAC. A Manual to guide the application of the EAC Rules of Origin, 2015 was developed and adopted.

The EAC Trade and Investment Report 2015 presents detailed analysis of trade and investment flows within the EAC and between the Region and the rest of the world. I am convinced that the trade and investment data presented in this report will be of great importance to Partner States, Development Partners, Investors, Academia, Civil Society, Researchers and other Stakeholders.

In summary the Trade and Investment Report shows that the EAC total trade in goods decreased by 7.4 percent from US\$ 59.8 billion in 2014 to US\$ 55.4 billion in 2015. The total EAC exports in 2015 decreased by 17.5 percent from US\$ 19.4 billion in 2014 to US\$ 16.0 billion in 2015. Total EAC imports decreased by a modest 2.5 percent from US\$ 40.4 billion in 2014 to US\$ 39.4 billion in 2015.


The EAC Trade and Investment Report 2015 shows that the value of intra-EAC trade declined by 10.0 percent from US\$ 5.6 billion in 2014 to US \$ 5.1 billion. The decline was attributed to the decreases of 8.3 percent, 19.2 percent and 27.5 percent in the value of total trade for Kenya, Tanzania and Rwanda, respectively. During the period, the total intra-EAC exports decreased by 3.2 percent from US\$ 3.2 billion in 2014 to US\$ 3.1 billion in 2015. The value of total intra-EAC imports decreased by 19.2 percent from US\$ 2.4 billion in 2014 to US\$ 1.9 billion in 2015.

The Secretariat will continue to mobilize resources to enrich the coverage of the Trade and Investment Report and widen its scope to include EAC trade in services data so that in future it could publish a holistic trade report. However, this will depend on the availability of additional resources to undertake the comprehensive task.

The timely publication of EAC Trade and Investment Reports is of great necessity to satisfy the expectations of our stakeholders who heavily rely on trade and investment data presented in the Reports to make informed decisions to promote the regional integration agenda.

I would like to acknowledge the Development Partners especially TradeMark East Africa who have continued to support the EAC integration process by funding the preparation and production of EAC Trade and Investment Reports. TMEA also provided technical assistance in form of a consultant to improve the quality of the 2015's Trade and Investment Report. The Secretariat would like to recognize TMEA for this great support.

I also take this opportunity to appreciate the efforts of the Partner States' Experts from various institutions who contributed and/or participated in the preparation of the EAC Trade and Investment Report 2015. Similarly, I thank the EAC officials from the Directorate of Customs, Trade, Investment and Statistics departments for their contribution in the compilation of this EAC Trade and Investment Report. The Secretariat is highly privileged to accomplish this great task because of their timely contributions.



Amb. Liberat Mfumukeko
Secretary General, EAC

The East African Community is one of the fastest growing integration arrangements in Africa and is set to expand with the application of the Republic of South Sudan to join the bloc. During the year, the EAC continued its quest towards full economic integration with remarkable progress in the implementation of the Single Customs Territory (SCT) including the upgrade of Regional infrastructure especially the ports of Mombasa and Dar es Salaam, roads, airports and border posts. Implementation of the SCT is set to reduce the cost of doing business by eliminating duplication of processes.

EAC is also looking to improve trade beyond the SCT by promoting trade facilitation initiatives with other trading blocs. These initiatives include the EAC-EU EPAs, AGOA, COMESA-EAC-SADC Tripartite Agreement as well as the EAC-US Investment Partnership Agreement.

This EAC Trade and Investment Report presents the status and analysis of the trade and investment sectors of the five Partner States in the context of the global trade and investment performance in 2015 as well as an analysis of the revenue performance. The data reveals that the East African Partner States economies continued to grow in 2015 despite the global economic slowdown that affected many economies.

The real GDP growth of the East African Region as a whole remained positive, averaging 5.7 percent over the year. Tanzania, Kenya and Uganda maintained positive growth while Rwanda and Burundi's economic growth declined over the year. EAC has continued to experience a trade deficit with the Rest of the World (RoW). During 2015, the trade deficit for the EAC grew by 11.3 percent to US\$ 23.4 billion up from US \$21.0 billion in 2014. While, FDI inflows into the region decreased by 16.4 percent to US\$ 7.2 billion from US\$ 8.6 billion in 2014 as a result of a decrease in FDI to the United Republic of Tanzania and Uganda while there was growth of FDI inflows into Kenya and Rwanda. Overall investment inflows into the EAC for 2015 were meagre by global standards accounting for only about one percent of global investment inflows during the year. To encourage investment promotion, the Region continued to offer exemptions and incentives that exempt from import duty and other charges of equivalent effect, imports for manufacture of goods destined for export markets. While the total duty foregone decreased by 0.8 percent to US\$ 1.59 billion in 2015 from US\$ 1.6 billion in 2014 as a result of elimination of some exemptions by Partner States, it was still substantial and negatively affected the total revenue yield of the Partner States.

In spite of the growth in trade and investment, 2015 exhibited continued sluggish performance that was witnessed in 2014. Trade in goods volumes as well as investment inflows remained flat or declined as a result of a number of challenges: Non-Tariff Barriers (NTBs) that raised the cost of doing business and affect intra-Regional trade which decreased by 10.0% in 2015 due to: poor infrastructure at the ports and along the main transport corridors; discretion in the implementation of the exemption regime that distorts the implementation of the CET; and low value addition in the Region that affects the export earnings of the Partner States. Also the Region is yet to develop a comprehensive investment strategy to promote all countries as a single investment destination.

National-level investment promotion agencies at the Partner State level are constrained by lack of human and financial resources and national governments still exercise cumbersome regulatory and administrative policies that impact negatively on investment promotion.

TO MITIGATE THIS UN-FAVOURABLE TRADE POSITION IN EAC, THE REPORT PROPOSES THE FOLLOWING KEY POLICY RECOMMENDATIONS:

- Take deliberate steps to reduce the cost of doing business in order to boost exports and investments.
- Adopt a more holistic and coherent approach to attract investment through development of policies that support investment promotion.
- Conclude trade and investments agreements with key trading partners.
- Enhance value addition of EAC export products.

The report is structured in Eight chapters including this executive summary. Chapter Two gives an overview of macroeconomic and trade developments at the Global and Regional levels. Chapter Three is on EAC trade developments at the EAC Partner States level. Chapter Four covers detailed analysis of trade performance for each of the EAC Partner States. The chapter also discusses the challenges to improved trade in goods performance in the Region. Chapter Five reviews the special category considerations in the implementation of the Common External Tariff (CET) of the Customs Union Protocol. Chapter Six analyses customs revenue performance of the Partner States. The chapter highlights the performance of the different categories of duties that are imposed in the process of importing commodities into the Region. Chapter Seven covers investment flows in the EAC Region. The chapter provides the Global and Africa perspective with regard to investments trends and patterns. The chapter reviews the EAC investment trends, patterns, and the key constraints to investment attraction faced by the EAC.

CHAPTER 1:

THE EAST AFRICAN COMMUNITY INTEGRATION PROCESS

1.1 BACKGROUND

The East African Community (EAC) comprises the Republic of Burundi, Republic of Kenya, Republic of Rwanda, Republic of Uganda and the United Republic of Tanzania. The EAC will further expand with the admission of the Republic of South Sudan to join the bloc. It is one of the fastest growing integration arrangements on the African Continent. The Treaty for the establishment of the EAC was signed in 1999 and came into force on 7th July 2000. Since then, the EAC Customs Union which was established in March 2005 has made significant progress. In 2010, the EAC established a Common Market. It signed the Monetary Union in 2013 that will come into force in 2023 and aims for the political federation as the ultimate goal.

The EAC is currently upgrading major regional infrastructure projects which include ports, roads, airports and construction of one stop border posts. Improvements at Mombasa included the completion of berth No. 19, completion of new container terminal (berths 20-23) with an annual capacity of 550,000 TEUs. Efforts commenced for relocation of Kipevu Oil Terminal and Implementation of Safety of Life at Sea (SOLAS) Requirement on Container Weight verification. The major improvements at the Dar es Salaam port include the ongoing Dar es Salaam Port Gateway Project improvement which covers deepening and strengthening of existing Berths 1 to 7, to between 13 to 15m below CD; Deepening and widening the entrance channel and turning basin in the port to the end of Berth 14, to between 13 to 15m below CD; and the implementation of SOLAS Requirement on Container Weight verification. These infrastructure developments are aimed at reducing the cost of doing business, improve competitiveness domestically and in the global market thereby increasing trade and investment in the region, which in turn will improve the quality of life for all East Africans.

1.2 OVERVIEW OF EAC INTEGRATION

Customs Union

Partner States are committed to a road map for a fully-fledged Customs Union as set out in the Treaty and the Customs Union Protocol. The rationale for a fully-fledged customs union is to minimize and ultimately facilitate seamless movement of goods. Over the last three years, a number of activities aimed at implementation of the fully-fledged customs union were implemented. These included installation of web-based IT systems for data capture in all revenue authorities, mutual recognition of quality standards within the EAC framework and a tracking mechanism for transit cargo.

Establishment of EAC Single Customs Territory

The attainment of the Single Customs Territory is premised on the need to consolidate the implementation of the Customs Union in accordance with the Treaty establishing the EAC and the Protocol. This framework spells out the main pillars of the Single Customs Territory. The main pillars are Free Circulation of Goods, Revenue Management and the Legal and Institutional Framework.

Partner States agreed on the principle whereby goods originating from one Partner State easily cross to another and goods imported from outside the Customs Union once entered are free to circulate within the EAC. The destination principle was adopted where assessment and collection of revenue

is at the first point of entry and revenue are paid in the destination Partner State subject to the fulfilment of key pre-conditions particularly the use of electronic technology for the assessment, payment and transfer of funds. Also, the implementation of the SCT will necessitate the review of some aspects of the current legal and institutional framework of the Customs Union.

A Single Customs Territory (SCT) reduces the cost of doing business by eliminating duplication of processes. It also reduces administrative costs, regulatory requirements and the risks associated with non-compliance on the transit of goods. The SCT enhances trade in locally produced goods, particularly agricultural goods and boosts the relationship between the private and public sectors. It also acts as a springboard for attracting foreign, domestic and cross-border investment.

The framework on the operationalization of the Single Customs Territory was adopted in 2014. Five Technical Working Groups (TWGs) were established to steer implementation of activities targeted to ensure that the SCT is fully operational. During 2015, the Technical Working Groups initiated a number of reforms under the Customs Business Systems Enhancement Project (BSEP). These included the Ascyudda World, the Electronic Cargo Tracking System (ECTS) and the Authorised Economic Operator (AEO). Also, the Electronic Single Window (ESW)-a one-stop electronic trade clearance platform to support, simplify and automate trade procedures and improve the doing business environment for the SCT to prosper- was established.

The implementation of the SCT was enhanced by the construction of One-Stop Border Posts (OSBP) linked through Integrated Border Management systems (IBM) to support the coordination of all agencies operating at the border posts. Similarly, initiatives to support elimination of Non-Tariff Barriers (NTBs) and reduce delays in movement of goods were initiated in the Partner States. Partner States held many bilateral meetings aimed at eliminating NTBs between themselves. Quality standards and testing of goods imported into the country were boosted through the setting up of smaller quality testing laboratories to enable goods to be tested without subjecting them to unnecessary delays.

The institutional framework and systems for delivery of the Community agenda were further strengthened through closer engagement between the Secretariat and the East African Legislative Assembly (EALA) as well as the East African Court of Justice (EACJ) as well as the EABC.

The implementation of SCT led to a number of achievements which include full roll out of all intra trade goods for all Partner States cleared under SCT, reduction in the number of multiple declarations and eliminated duplicate processes at the point of entry in the EAC and at final destination. Also cargo moving within EAC is subjected to a single regional bond guarantee, reduced clearance time from Mombasa to Uganda from 18 – 22 days to 4-6 days, Mombasa to Rwanda from 22 days to 6 days, Dar es salaam to Kigali /Bujumbura from 18 – 21 days to 3 - 4 days and reduced turnaround times for transporters from 1 to 3 round trips from Mombasa to Kampala/Kigali in a month and 2 to 4 round trips per month from Dar es Salaam to Kigali.

The ongoing cooperation with the regional private sector bodies, mainly the East African Business Council (EABC), Confederation of Informal Sector Organizations in EAC (EA-CISO) and through trade and investment promotion conferences builds the foundation upon which private sector networks are being expanded.

The EAC Rules of Origin came into force in January, 2015 after their gazettment vide Legal Notice No. EAC/3/2015 of 23rd January, 2015. The revised EAC Rules of Origin are trade facilitative, simpler and supportive of the EAC market. They promote investment in the value adding activities.

1.3 EAC TRADING ARRANGEMENTS WITH OTHER REGIONAL BLOCS

The EAC continued to improve its trade arrangements through promotion of the following trade facilitation initiatives.

EAC-EU EPA Negotiations

The EAC-EU EPA provisions cover: Trade in goods; Agriculture; Economic and Development cooperation; Institutional provisions; Dispute avoidance and settlement; General exceptions; General and final provisions; and related Annexes and Protocols. The agreement also contains an extensive chapter on fisheries – aiming mainly to reinforce cooperation on the sustainable use of resources - and provides further negotiations on services and trade-related rules in the future.

The EAC has committed to liberalise the equivalent of 82.6 percent of imports from the EU by value. Currently, more than half of these imports are already imported duty free, not only from the EU but from the entire world under the EAC Customs Union. The remaining trade between the two blocs will be progressively liberalised within 15 years from the time the EPA agreement enters into force.

The EAC-EU EPA text was agreed by the chief negotiators initialled and reviewed by EAC and EU lawyers on 11th September 2015. The text was sent for translation in order to pave the way to the signing and ratification of the EPA in 2016.

The African Growth and Opportunity Act (AGOA)

The Republic of Gabon and the United States of America hosted the annual US– Sub Saharan Africa Trade and Economic Cooperation Forum, (AGOA) in Libreville, Gabon. The 2015 Forum provided a unique opportunity to: celebrate the recent reauthorization of AGOA; take stock of AGOA's successes over the previous 15 years; strategise for the next 10 years under AGOA; and launch a dialogue on the shared vision for future of US-Africa trade.

The Secretariat and Partner States developed a Regional AGOA Strategy. The EAC AGOA Strategy intends to catalyse and invigorate conditions that facilitate maximum utilization of benefits portended in AGOA. The strategy's objectives are to: increase production and export of tradable products; diversify products exported to the US from EAC Region; intensify value addition; and promote investment.

COMESA, EAC, SADC Tripartite FTA

The TFTA agreement was signed on 10th June 2015 in Sharm el Sheikh, Egypt during the 3rd Tripartite Summit of Heads of State and Government. The Agreement will come into force 30 days after the 14 Tripartite Member/Partner States have deposited their instruments of ratification. The Tripartite Summit also signed the Sharm el Sheikh Declaration launching the Tripartite FTA

and commencement of Phase II of the tripartite negotiations and adopted a Tripartite FTA Post Signature Implementation Roadmap. Work is on-going to finalize the outstanding issues under the phase 1 of the Tripartite Negotiations namely: Rules of Origin, Trade remedies and tariff negotiations. Work is also in progress to finalize the Agreement on Movement of Business Persons; and on the Industrial Development and Infrastructure pillars.

EAC-US Trade and Investment Partnership Agreement

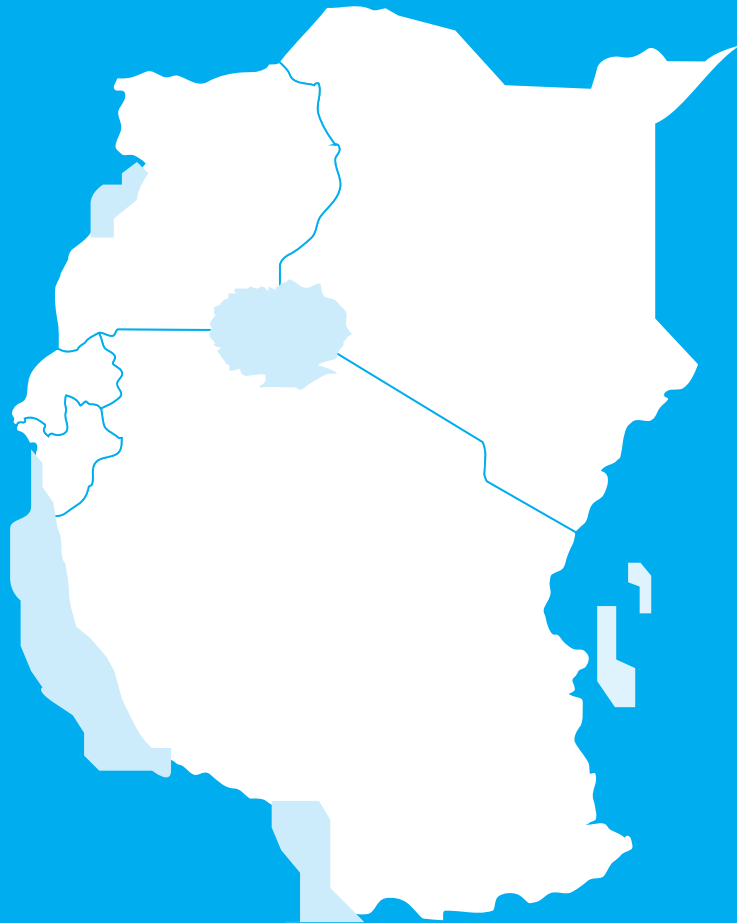
The EAC–US Cooperation Agreement on Trade Facilitation, Sanitary and Phytosanitary (SPS) measures and Technical Barriers to Trade (TBT) was signed on 26th February 2015 during the EAC–US Ministerial meeting in Washington D.C. The objective of the Agreement is to increase exports, expand investment, enhance job creation and economic growth. The EAC-US Trade and Investment Partnership has the following components: Cooperation Agreement on Trade Facilitation, SPS and TBT; Regional Investment Treaty; Continued Capacity Building; and, Commercial Dialogue. The EAC Secretariat developed draft work plans on Trade Facilitation, SPS and TBT which were considered by the Technical Officials of the EAC and US during a joint meeting held in August 2015.

1.4 EXPORT PROMOTION ACTIVITIES

East African Community Special Economic Zones

In order to attract investment and promote industrialization in the Region, the Sectoral Council on Trade, Industry, Finance and Investment (SCTIFI) approved in principle the establishment of various Special Economic Zones (SEZs) schemes in the Region. The schemes include among others, Industrial Parks, Free Trade Zones, Tourist Parks, ICT Parks, Science and Technological Parks as provided under Article 32 of the EAC Customs Union Protocol. In order to support implementation of the protocol, SCTIFI directed the EAC Secretariat to draft regulations on the various investment promotion initiatives under the SEZ scheme. Drafting the SEZ regulations commenced in May 2015 and once complete and adopted by the Council, the Regulations will provide a clear and harmonised framework for the development, operations and management of SEZs in the Region.





CHAPTER 2:

OVERVIEW OF MACRO-ECONOMIC AND TRADE DEVELOPMENTS

2.1 GLOBAL ECONOMIC GROWTH OUTLOOK

According to the World Economic Outlook 2016, global real GDP growth for 2015 decreased to 3.1 percent compared to 3.4 percent growth in 2014 as shown in table 2.1. According to the World Trade Report 2015, real GDP growth in the developed economies as a whole remained stagnant at 1.9 percent similar to the 2014 real GDP growth. Among the developed countries, the real GDP growth in the US remained stagnant at 2.4 percent similar to the growth registered in 2014 while the Euro Zone recorded a growth of 1.7 percent in 2015 compared to 0.9 per cent in 2014. Growth in emerging markets decreased by 0.6 percent from 4.6 percent in 2014 to 4.0 percent in 2015. The slow growth was attributed to declining commodity prices especially crude oil and metal prices, capital market volatility and reduced capital flows as well as the contraction of China whose growth was recorded at 6.9 percent in 2015, down from 7.3 percent in 2014.

In 2015 headline inflations decreased in the developing as well as developed countries. According to the IMF (2016), the fall in headline inflation could be attributed to the fall in commodity prices especially crude oil and mineral ores. With the exception of Brazil, Russia and Venezuela, inflation in emerging markets decreased from 4.5 percent in 2014 to 4.2 percent. Similarly, inflation in developed economies also declined during the year. In the US, inflation declined to 0.1 percent while in Japan, inflation decreased to 1.5 percent by end of 2015. In other smaller advanced economies especially in Eastern Europe and Asia, inflation remained low in 2015. In China, consumer price index inflation was 1.5 percent in 2015.

World Bank (2016) shows that the weakening global commodity prices and specific economic shocks in 2014 and 2015 resulted into depreciation of global currencies especially in emerging markets with flexible exchange regimes. Among the more advanced economies, there were only modest changes. In real effective terms, the Euro appreciated by 3.7 percent and the US dollar by 2.3 percent. Financial market volatility over the later part of 2014 and throughout 2015 was attributed to the slowdown of global economies especially in China and India. This led to lower equity prices and higher interest rate spreads on safe assets. Household credit also grew in 2015 in the US and the Euro Zone (excluding Greece) as a result of improved financial conditions among small and medium enterprises and households.

TABLE 1: SUMMARY OF GLOBAL ECONOMIC GROWTH PERFORMANCE

| REGION/ COUNTRY | 2011 | 2012 | 2013 | 2014 | 2015 |
|---|------------|------------|------------|------------|------------|
| Global | 3.9 | 3.2 | 3.4 | 3.4 | 3.1 |
| Advanced Economies | 1.7 | 1.5 | 1.4 | 1.9 | 1.9 |
| USA | 1.8 | 2.8 | 2.2 | 2.4 | 2.4 |
| Euro Area | 1.5 | -0.6 | -0.4 | 0.9 | 1.7 |
| United Kingdom | 1.1 | 0.2 | 1.7 | 3.1 | 2.2 |
| Japan | -0.6 | 2 | 1.6 | 0.0 | 0.5 |
| Emerging Markets and Developing Asia | 6.2 | 4.9 | 5.0 | 4.6 | 4.0 |
| China | 9.3 | 7.7 | 7.0 | 7.3 | 6.9 |
| India | 6.3 | 3.2 | 7.7 | 7.2 | 7.6 |
| Middle East and North Africa | 3.9 | 4.6 | 2.4 | 2.7 | 2.3 |
| Sub-Saharan Africa | 5.5 | 4.9 | 5.2 | 5.1 | 3.3 |
| South Africa | 3.5 | 2.5 | 2.2 | 1.6 | 1.3 |

Source: IMF, World Economic Outlook, Update July, 2016

2.1.1 AFRICA ECONOMIC OUTLOOK

According to the African Development Bank's Africa Economic Outlook 2016, the rate of growth of Africa's economies increased by about 0.6 percent to 4.5 percent in 2015 from 3.9 percent in 2014. This was a positive development after sluggish growth in 2013. Despite the growth, some resource rich countries on the continent experienced an economic downturn due to falling global crude oil prices. The economic growth of Sub-Saharan Africa decreased to 4.5 percent in 2015 from 5.2 percent in 2014. The slowdown in growth can be attributed to deteriorating commodity prices as well as falling global demand for exports from the Region.

2.2 GLOBAL TRADE OUTLOOK

According to the Global Trade Reports of 2016, global trade in goods grew by 2.8 percent in 2015. This was a modest increase of 0.3 percent compared to growth in 2014. Several factors are advanced to explain the slow goods trade growth in 2015. These included the weak economic recovery from the 2009 economic crisis that affected global demand. Currency exchange fluctuations including an appreciation of about 15 percent of the US dollar against most of the world currencies and collapsing oil and metal prices affected import demand for a majority of exporting countries. In US dollar terms, the global trade in goods in 2015 grew by only 0.6 percent to US\$ 18.93 trillion up from US\$ 18.5 trillion in 2014. Developed countries' share of global trade in goods declined although it still constitutes over 50 percent of the value of global trade in goods.

TABLE 2: GLOBAL TRADE AND INVESTMENT : ANNUAL PERCENTAGE GROWTH, 2011-2015

| REGION/ COUNTRY | 2011 | 2012 | 2013 | 2014 | 2015 |
|---|------------|------------|------------|------------|------------|
| Global | 3.9 | 3.2 | 3.4 | 3.4 | 3.1 |
| Advanced Economies | 1.7 | 1.5 | 1.4 | 1.9 | 1.9 |
| USA | 1.8 | 2.8 | 2.2 | 2.4 | 2.4 |
| Euro Area | 1.5 | -0.6 | -0.4 | 0.9 | 1.7 |
| United Kingdom | 1.1 | 0.2 | 1.7 | 3.1 | 2.2 |
| Japan | -0.6 | 2 | 1.6 | 0.0 | 0.5 |
| Emerging Markets and Developing Asia | 6.2 | 4.9 | 5.0 | 4.6 | 4.0 |
| China | 9.3 | 7.7 | 7.0 | 7.3 | 6.9 |
| India | 6.3 | 3.2 | 7.7 | 7.2 | 7.6 |
| Middle East and North Africa | 3.9 | 4.6 | 2.4 | 2.7 | 2.3 |
| Sub -Saharan Africa | 5.5 | 4.9 | 5.2 | 5.1 | 3.3 |
| South Africa | 3.5 | 2.5 | 2.2 | 1.6 | 1.3 |

Source: WTO Secretariat 2016

While the growth of export volumes was modest during 2015, exports of developing countries continued to grow faster at about 3.3 percent compared to exports from developed countries that grew at 2.6 percent. At the same time, imports destined to developed countries increased by 4.5 percent while imports destined to developing countries only increased modestly at 0.2 percent.

In regional terms, South America registered the lowest import growth due to recessionary pressures in the big South American's economies especially Brazil. Crude oil as well as machinery, communication equipment and motors constituted a large proportion of international trade in value terms. Although the price of crude oil continued to fall over the last two years, crude oil sales alone in value terms amounted to about US\$ 3.4 trillion over the period 2014-2015. At the same time, the value of global trade in machinery accounted for about US\$ 3.0 trillion over the same period. Trade in light engineering, textiles and agricultural commodities over the period averaged about US\$ 1.6 billion or less than 10 percent of global merchandise trade.

According to the Asia Pacific Trade and Investment Report 2015, the contribution of Asia to import volumes was substantial although the overall impact declined as a result of slowing down in growth of China and other Asian economies. Asia contributed only about 0.6 percent of the global increase amounting to about 23 percent in world import trade while Europe contributed about 1.5 percent of the 2.6 percent in growth in world import trade mainly due to the rebounding of the intra- EU trade over the 2015 period. North America contributed about 1.1 percent of the global import growth while there was negative growth registered in Africa and the Middle East.

2.2.1 TRENDS IN AFRICAN TRADING

About 27 percent of Africa's trade was dominated by China with most of the goods exported including crude oil, metals and other primary products. Intra-Africa trade also expanded in 2015 accounting for about 18 percent of total trade up from 16 percent in 2014 with manufactured products accounting for over 60 percent of the intra-Regional trade. The European Union remained a key export partner for African commodities, although exports to EU increased only marginally by 0.2 percent in 2015. On the other hand, trade between Africa and the United States declined in 2015 to US\$ 70.5 billion. Proposals for enhancing intra-Africa trade include the implementation of the Tripartite Free Trade Area (TFTA) as well as the establishment of the Continental Free Trade Area (CFTA).

2.3 EAC ECONOMIC GROWTH

According to the African Development Bank's Africa Economic Outlook 2015 East Africa's growth decreased in 2015 to 5.6 percent from over 7 percent in 2014. Despite the reduction in real GDP growth during 2015, East Africa remained among Africa's fastest growing regions. Growth in East Africa was driven by the services sector although the construction and industrial sectors contributed significantly to growth in the goods sector of Regional trade among East African countries. Also, there are differences in the growth of the member countries that make up the EAC.



2.3.1 BURUNDI

Economic Growth

During 2015, Burundi's economy recorded a recession with growth recorded as negative 3.9 per cent, against a growth of 4.5 percent in 2014. The decrease was mainly linked on the negative growth in primary sector by negative 3.6 percent

in 2015 against a growth of 3.7 percent in 2014. Growth in secondary sectors was negative 14.1 percent in 2015 compared to a growth of 7.4 percent in 2014. The services sector decelerated and grew by 2.0 percent in 2015 against a growth of 4.4 percent in 2014. In primary sector, this decline of production is linked to the decrease in food production. Food production grew by negative 3.6 in 2015 compared to a growth of 3.7 percent reported in 2014. Food crops grew by negative 4.7 percent in 2015 compared to a growth of 3.4 percent in 2014. Agricultural export growth was registered at 1.9 percent in 2015 compared to a growth of 12.2 percent in 2014.

The secondary sector has suffered from the underperformance of food industries whose growth was negative 4.0 percent in 2015 compared to a growth of 2.0 percent in 2014. The manufacturing sector growth was negative 4.4 percent in 2015 compared to a growth of 17.7 percent in 2014. The construction sector growth was registered at negative 35.1 percent down from a growth of 9.0 percent in 2014.

The deceleration in the services sector to 2.0 percent in 2015 from 4.4 percent in 2014 was mainly due to a decrease in trade, which grew at negative 9.0 percent in 2015 compared to a growth of 5.8 percent in 2014. The transport sector growth was negative 24.8 percent in 2015 compared to a growth of 4.5 percent in 2014. This decrease in the trade and transport outweighed the growth in ICT and administration. ICT, mainly communication and internet sectors, grew by 32 percent in 2015 compared to 6.4 percent in 2015 while public administration grew by 8.2 percent in 2015 up from 0.1 percent in 2014.

Inflation

Burundi's annual inflation amounted to 5.6 percent in 2015 up from 4.4 percent in 2014. This loss of purchasing power is mainly linked with the increase of food prices to 5.8 percent in 2015 from 2.0 in 2014. The non-food prices decelerated to 5.4 percent in 2015 from 6.2 percent in 2014.

The food inflation was driven by higher prices of some products like bread and cereals which grew by 4.6 percent in 2015; meat prices grew by 5.5 percent; fish prices by 14.9 percent; fruits by 3.4 percent; and vegetables by 5.6 percent. Prices of dairy products especially milk, cheese and eggs increased by 6.6 percent and sugar and sugar products by 3.5 percent. The deceleration in non-food inflation was driven by the decrease in prices of furnishings, household equipment and routine maintenance to 6.6 percent in 2015 compared to 17.3 percent in 2014. Health sector prices grew by 3.8 percent in 2015 compared to 8.3 percent in 2014. Transport sector prices grew by 0.7 percent in 2015 compared to 6.4 percent in 2014 while prices of other goods and services grew by 6.4 percent in 2015 down from 10.4 percent in 2014.

Exchange Rate

In 2015, the Central Bank of Burundi continued to implement the exchange rate policy based on the floating exchange rate driven by market mechanisms. During this period, the Burundi franc appreciated against major foreign currencies by 3.5 percent against Swiss francs; 11.4 percent against Japanese Yen; 6.3 percent against Special Drawing Rights (SDRs); 6.3 percent against Sterling Pound; 15.2 percent against Euro; 7.3 against Kenyan shilling; 16.6 percent against Tanzanian shilling;

17.9 against Ugandan shilling; and 2.4 percent against Rwandan francs. However, Burundi francs depreciated by 1.6 percent against the US dollar.

Balance of Payments

Burundi's current account deficit stood at US\$ 371.3 million in 2015 compared to US\$ 384.5 million recorded in 2014. This was mainly due to a contraction in goods and services balance which declined to US\$ 646.6 million in 2015 from US\$ 709.6 million recorded in 2014 combined with the deceleration of secondary income to US\$ 277.7 million in 2015 from US\$ 331.9 million in 2014.

The capital and financial account recorded a sharp decrease to US\$ 365.0 million in 2015 from US\$ 387.3 million 2014 mainly due to the decline in both capital transfers to US\$ 55.6 million in 2015 from US\$ 81.8 million recorded in 2014. The financial account balance declined to US\$ 305.5 million in 2015 from US\$ 309.4 million in 2014. There was also a decrease of direct investment balance and other investments balance to US\$ 49.9 million in 2015 from US\$ 81.7 million in 2014 and to US\$ 86.8 million in 2015 from US\$ 176.9 million in 2014, respectively.

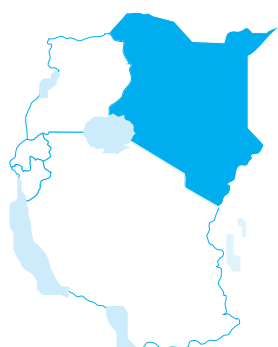
National Savings

Domestic consumption, which amounted to US\$ 3.3 billion, exceeded the Gross Domestic Product of US\$ 2.8 billion. Consequently, gross domestic savings fell to negative US\$ 506.3 million in 2015 compared to US\$ 23.2 million in 2014. Gross national savings decreased to US\$ 230.8 million in 2015 from US\$ 348.4 million in 2014. This was due to higher consumption and decrease of primary and secondary incomes to US\$ 275.4 in 2015 from US\$ 325.2 million in 2014. The net lending of the economy remained almost the same level at about US\$ 405.37 million in 2015 similar to US\$ 403.92 million in 2014. There was a drop in investment to US\$ 172.1 million in 2015 from US\$ 753.5 million in 2014.

External Debt

External debt stock increased by 5.9 percent to US\$ 442.6 million in 2015 from US\$ 424.5 million in 2014. This growth resulted from new drawings of US\$ 19.9 million and capital gains from revaluation of US\$ 9.2 million which exceeded the repayment of principal of US\$ 4.2 million. The new drawings were related to direct debt to finance the road sector, agriculture, energy and other public equipment.

The public external debt primarily funded public sector infrastructure, various projects, productive sectors and social sectors whose relative shares represented 47.5 percent, 26.9 percent, 18.0 percent and 8.3 percent of the total outstanding public external debt, respectively. Over 99 percent of external debt was concessional of which 76 percent was from multilateral sources while 14 percent was bilateral debt.



2.3.2 KENYA

Economic Growth

Kenya's economy remained resilient in 2015, growing by 5.6 percent in 2015 up from 5.3 percent in 2014. The growth was supported by significant infrastructure investments, improvement in agricultural productivity and lower energy prices. The sectors which registered strong performance were

agriculture, manufacturing, construction, transport and storage and financial services sector which grew by 5.6 per cent, 3.5 per cent, 13.6 per cent, 7.1 percent and 8.7 per cent, respectively. Growth in the construction sector was attributed to increased investment in infrastructure development such as the Standard Gauge Railway (SGR) and roads project as well as real estate development. Growth in agriculture was attributed to improved animal production. Growth in the financial services sector was buoyed by enhanced financial innovations in the sector.

Inflation

Kenya's annual average inflation declined to 6.6 percent in 2015 from 6.9 percent in 2014, mainly on account of lower oil prices, low cost geothermal energy and prudent monetary policy. However, the overall month on month inflation exceeded the 7.5 percent upper bound of the Government target range to average at 8.0 percent in December 2015 from 6 percent in December 2014. The adverse situation is attributed to drought conditions early in the year, which pushed up the prices of potatoes, tomatoes, milk, cabbages, beans and onions; and the impact of the revised excise taxes that was effected from 1st December, 2015.

Exchange Rate

In Kenya the foreign exchange market remained generally stable during 2015, trading at an average of 98.18 per US\$, compared to 87.92 per US\$ in 2014. Despite the general stability in the Shilling for most of 2015, the foreign exchange market recorded a sharp depreciation from April to September 2015, on account of volatility in the global financial market and some indiscipline in the foreign exchange markets. Consequently, the CBK raised the policy rate by 300 basis points between May and July 2015 to mitigate the impact of the volatility on inflation expectations. This resulted to stability in the Shilling during the third quarter of 2015.



Balance of Payments

In Kenya the overall balance of payments recorded a surplus of US\$ 254 million in 2015 compared to a deficit of US\$ 1,454 million in 2014. The improvement in the overall balance reflected a reduction in the liabilities in the financial account and the improvement in the current account balance.



The current account balance improved to a deficit of 6.8 percent of GDP in 2015 from a deficit of 9.8 percent of GDP in 2014. The narrowing of the current account balance was attributed to a lower import bill which more than offset declining exports receipts. The lower import bill was on account of lower oil prices in the international market. The financial account was in surplus reflecting higher inflows, specifically through project loans to finance the Standard Gauge Railway project underway.

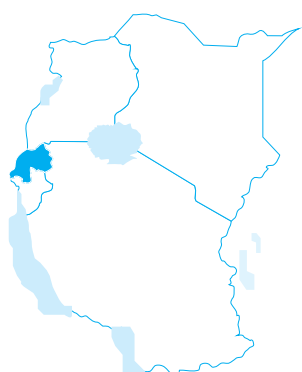
The deficit in the financial account declined to US\$ 5,070 million in 2015 from US\$ 7,010 million in 2014, reflecting an increase in net acquisition of all categories of financial assets (Foreign Direct Investment, Portfolio Investment and Other Investments) as well as reduction in net liabilities especially the Portfolio Investment.

National savings

The level of gross savings increased by 6.8 percent to US\$ 7,291.8 million in 2015 compared to US\$ 6,829.4 million in 2014. As a share of GDP, the gross savings increased to 11.5 percent from 11.1 percent over the same period, reflecting higher savings relative to consumption, following the introduction of financial innovation products in the market.

External Debt

The overall debt stood at US\$ 26.4 billion (22.9 percent of GDP) as at the end of fiscal year 2014/2015 and comprised bilateral, multilateral and internal debts which constituted 17.1, 26.3 and 45.3 percent of the total debt, respectively. External debt rose from US\$ 13.0 billion as at the end of fiscal year 2013/2014 to US\$ 14.4 billion as at the end of 2014/2015 fiscal year. On the other hand, the domestic debt decreased from US\$ 12.3 billion to US\$ 11.9 billion over the same period.



2.3.3 RWANDA

Economic Growth

In 2015, the Rwandan economy grew at almost the same rate as in 2014. The growth was estimated at 6.9 percent compared to 7.0 percent in 2014. In 2015, the Services sector contributed 47 percent of GDP while the agriculture and industry sectors contributed 33 percent and 14 percent to GDP, respectively.

Inflation

In 2015, Rwanda achieved a moderate stable inflation on the account of sustained and well-coordinated monetary and fiscal policies coupled with limited inflationary pressures from trading partners and easing international commodity prices especially oil prices. The headline inflation averaged 2.5 percent over 2015 and rose to 4.5 percent in December 2015 compared to 1.8 percent recorded in December 2014.

Exchange rate

In 2015, the foreign exchange market was under relatively higher pressure mostly resulting from the strengthening of the US dollar around the world, the contagion from high depreciation of Regional currencies and associated speculative behaviour, and the decline in exports earnings. As a result, the FRW depreciated against the US\$ by 7.6 percent in 2015, trading for FRW 747.41 to the dollar from FRW 694.37 to the dollar by the end of December 2014. In the same period, the FRW appreciated by 3.2 percent versus the EURO but depreciated by 2.8 percent against the British Pound (GBP). The Rwanda Franc also appreciated by 4.6 percent, 13.5 percent and 11.6 percent against the Kenyan, Tanzanian and Ugandan shillings, respectively. The appreciation of FRW against the three Member States' shillings was mainly due to the weakening of Regional currencies against the US\$.



Balance of payments

In 2015, Rwanda's overall estimation of the balance of payments has shown a deficit of US\$ 28.4 million compared to a deficit of US\$ 90.4 million in 2014. This achievement was a result of a decrease in exports of goods, -6.8 percent compared to a low decrease in imports of -3.20 percent which are always higher than exports about fourfold. Capital grants decreased from US\$ 337.1 million in 2014 to US\$ 294.8 million in 2015.



National Savings

The Gross national savings in 2015 increased to US\$ 986.7 million from US\$ 991.8 million recorded in 2014. As a share to Nominal GDP, the percentage share of Gross National Savings decreased to 12.2 percent in 2015 from 12.5 percent reported in 2014.



External Debt

In 2015, the public external debt was mostly composed of loans from multilateral institutions, such as IDA and the African Development Bank representing 83.2 percent of total public external debt. The remaining 16.8 percent were from bilateral partners. Compared with 2014, the public external debt stock of Rwanda rose by 16.9 percent to US\$ 2.8 billion at the end of 2015 from US\$ 2.4 billion at the end of 2014. This was mainly driven by an increase of 23.5 percent of multilateral debts which rose to US\$ 260.8 million.



2.3.4 TANZANIA

Economic Growth

In 2015, Tanzanian economy maintained a growth of 7.0 percent as registered in 2014. The performance was mainly driven by the increase in production of electricity using natural gas which contributed to a boom in construction activities; and a rise in industrial and cement production.

Inflation

The overall annual average inflation in 2015 slowed down to 5.6 percent from 5.8 percent registered in 2014 mainly due to low oil prices in the World market and also low prices of some non-food items including alcohol, tobacco and narcotics, housing, water, electricity, gas and fuel. Also furnishing, housing equipment and maintenance; health; transport; and tight monetary and prudent fiscal policies contributed to the performance.

Exchange Rate

The value of the Tanzanian shilling (TZS) compared to the US dollar depreciated marginally from January to December 2015. The rate of depreciation accelerated towards the end of the year. In 2015, the shilling was traded at an average rate of TZS 1,985.39 per US\$ compared to an average of TZS 1,652.51 to the US\$ in 2014.



Balance of Payment

In 2015, Tanzania's overall balance of payments registered a deficit of US\$ 258.4 million compared to deficit of US\$ 233.8 million recorded in 2014. Capital and financial account transactions could not fully offset the deficit in the current account. Gross official reserves amounted to US\$ 4.1 billion at the end of December 2015, and it was sufficient to cover four months of projected imports of goods and services excluding those financed by foreign direct investment.



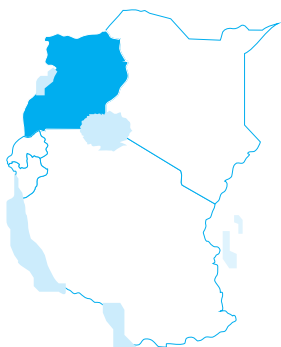
National Savings

The level of gross national savings increased by 7.76 percent from US\$ 10.4 billion in 2014 to US\$ 11.3 billion in 2015. This was largely as a result of the increase in inflows through foreign direct investment over the past five years. A share of National Savings to GDP increased from 21.6 percent to 24.6 percent over the same period.



External Debt

The external debt stock, as at the end of December 2015 went up by US\$ 832.6 million to US\$ 15.4 billion compared US\$ 14.6 billion in 2014. The profile of external debt by borrower category shows that the central government continued to account for the largest share of about 80.8 percent amounting to US\$ 12,455.1 million while private sector debt amounted to US\$ 2,953.4 million at the end of December 2015. The increase was on account of new disbursements and accumulation of interest arrears by the private sector. External debt by creditor category shows that multilateral creditors accounted 46.8 percent of the debt followed by commercial creditors, which was 34.4 percent of the total debt.



2.3.5 UGANDA

Economic Growth

Uganda's economy registered a growth in real GDP of 5.3 percent in 2015, up from 4.8 percent in 2014. This performance was on account of investments in infrastructure improvements in food crops production as well as the development of the industry and services sectors, notably tourism. The commencement of construction of the Karuma and Isimba dams during the year contributed significantly to sustained economic growth. Overall growth was dampened by the fall in oil prices that affected investment in the energy sector as well as lower commodity prices for coffee and cotton that reduced Uganda's export earnings. During the year, the Government continued with prudent macroeconomic policies that helped to contain government expenditure and maintain economic growth and activities.

Inflation

Uganda's annual average inflation rate rose from 4.3 percent in 2014 to 5.2 percent in 2015. Inflationary pressures rose during the year largely on account of surging food crop prices, exchange rate depreciation and increased domestic demand.

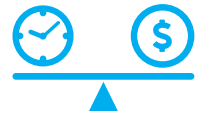
Exchange rate

The Uganda shilling (UGX) underwent significant depreciation pressures in 2015. The UGX depreciated by 24.8 percent against the US\$ from an average exchange rate of UGX 3,245.5 to the US\$ in 2014 to UGX 3,377.0 per US\$ in 2015. This was largely due to global strengthening of the US\$ against other international reserve currencies, the widening current account balance, heightened demand for foreign exchange, especially by the corporate sector, as well as speculative tendencies in the domestic foreign exchange market.



Balance of payments

Uganda's overall balance of payments in 2015 was recorded as a deficit of US\$ 396.7 million. This was a reversal from a surplus of US \$ 215.9 million registered in 2014. However, the current account deficit improved by 2.7 percent from US\$ 2,381.3 million in 2014 to US\$ 2,216.3 million in 2015, driven by a lower import bill. Official foreign exchange reserves declined to US\$ 2,843.1 million as at the end of December 2015 from US\$ 3,246.3 million as at the end of December 2014.



National Savings

In 2015, Uganda's Gross National Savings as a percent of GDP was 17.7 percent. This was higher than the 16.8 percent recorded in 2014. The world's average Gross National Savings as a percentage of GDP is averaged at 17.5 percent. This suggests that Uganda's Gross national Savings as a percent of GDP is almost matching the world's average percentage points.



External Debt

Uganda's external debt stock increased from US\$ 4.3 billion as at the end of December 2014 to US\$ 4.9 billion as at the end of December 2015. Multilateral creditors remain the major sources of external debt, accounting for 79.3 percent of debt outstanding at the end of 2015, down from 86.0 percent at the end of December 2015. The share of outstanding external debt stock owed to bilateral sources increased by 71.0 percent in 2015, to US\$ 1.0 billion, largely driven by new loans from China to finance the numerous infrastructure projects being implemented by the Government.



Kampala City

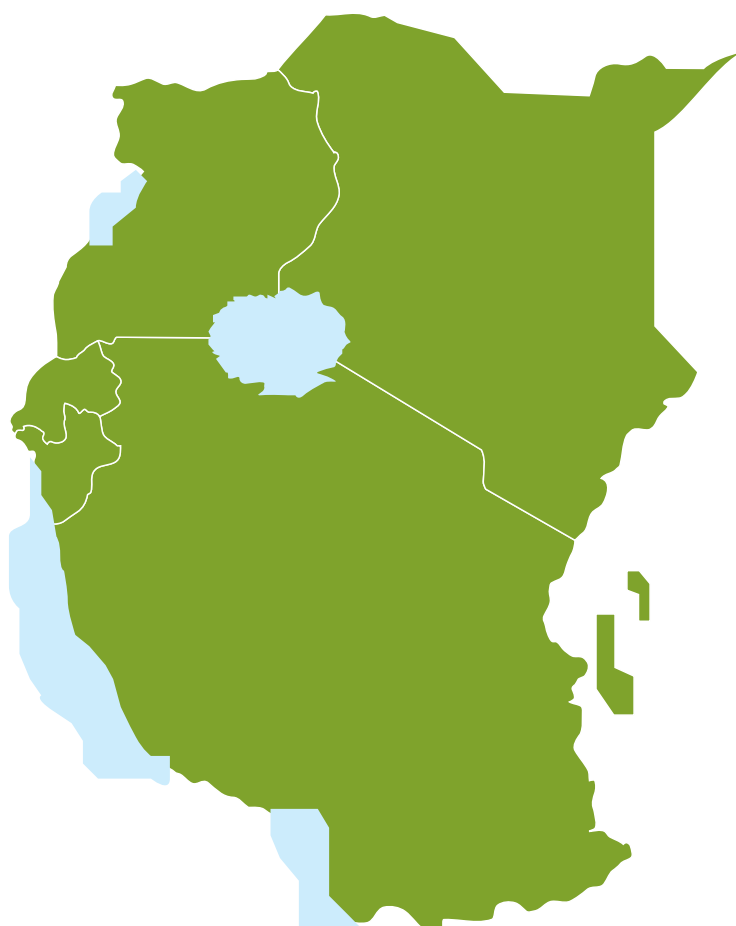




CHAPTER 3:

EAC TRADE PERFORMANCE

3.1 SECTORAL DISTRIBUTION OF EAC TRADE



A large proportion of trade between East African countries and the rest of the world consists of trade in primary commodities although trade in finished products is growing. The main exports in 2015 included tea, coffee, cocoa, and horticultural products as well as mineral ores especially gold and diamond. According to *the Africa Trade and Investment Report 2016*, EAC is heavily dependent on imports. The key imports from the rest of the world include petroleum products, machinery and electronics, motors, iron steel and plastics, pharmaceutical and cereals specifically rice.

3.2 TOTAL EAC TRADE TRENDS

The total EAC trade in goods is presented in table 3.1 below. The table shows that EAC recorded a 7.4 percent decline in trade to US\$ 55.4 billion in 2015 from US\$ 59.8 billion in 2014. Total EAC exports in 2015 fell by 17.5 percent to US\$ 16.0 billion from US\$ 19.4 billion in 2014. The bulk of EAC exports were destined to COMESA and the European Union amounting to 14.6 and 15 percent respectively. Intra-EAC exports amounted to 19.6 percent of total exports.

Total EAC imports fell by a modest 2.5 percent to US\$ 39.4 billion in 2015 from US\$ 40.4 billion in 2014. Imports from the EU accounted for about 13.3 percent while intra-EAC imports accounted for about 5.0 percent in 2015. Overall, the region registered a trade deficit in

2.5%

Total EAC imports fell by a modest 2.5 percent to US\$ 39.4 billion in 2015

the trade with the rest of the world. In 2015, the trade deficit for the EAC grew by 11.3 percent to US\$ 23.4 billion up from a deficit of US\$ 21.0 billion in 2014.

13.3%

Imports from the EU accounted for about 13.3 percent while intra-EAC imports accounted for about 5.0 percent in 2015

TABLE 3: TRADE FLOW FOR EAC, 2011-2015 (US\$ MILLION)

| Trade Flow | Destination/Origin | 2011 | 2012 | 2013 | 2014 | 2015 | 2012 | 2013 | 2014 | 2015 |
|-------------|---|-----------|-----------|-----------|-----------|-----------|-------|-------|-------|-------|
| Exports | Total EAC Exports | 14,229.66 | 15,989.74 | 14,902.70 | 19,374.29 | 15,991.34 | 12.4 | -6.8 | 30.0 | -17.5 |
| | Intra-EAC Total Exports | 2,564.1 | 3,155.0 | 3,698.6 | 3,230.4 | 3,128.3 | 23.0 | 17.2 | -12.7 | -3.2 |
| | COMESA | 1,901.52 | 2,055.91 | 1,801.10 | 2,763.15 | 2,334.49 | 8.1 | -12.4 | 53.4 | -15.5 |
| | SADC | 1,789.96 | 2,329.92 | 2,127.17 | 3,067.11 | 1,495.70 | 30.2 | -8.7 | 44.2 | -51.2 |
| | Rest of Africa | 265.39 | 293.21 | 433.80 | 787.48 | 514.98 | 10.5 | 47.9 | 81.5 | -34.6 |
| | EU | 2,520.97 | 2,512.99 | 2,183.75 | 2,696.84 | 2,401.64 | -0.3 | -13.1 | 23.5 | -10.9 |
| | USA | 385.56 | 411.83 | 449.47 | 651.17 | 521.91 | 6.8 | 9.1 | 44.9 | -19.9 |
| | Total Exports to Rest of the World | 4,802.15 | 5,230.92 | 4,208.86 | 6,178.12 | 5,594.35 | 8.9 | -19.5 | 46.8 | -9.4 |
| | | | | | | | | | | |
| | | | | | | | | | | |
| Imports | Intra-EAC % share to Total Exports | 18.02 | 19.73 | 24.82 | 16.67 | 19.56 | | | | |
| | COMESA % share to total exports | 13.36 | 12.86 | 12.09 | 14.26 | 14.60 | | | | |
| | SADC % share to total exports | 12.58 | 14.57 | 14.27 | 15.83 | 9.35 | | | | |
| | Rest of Africa % share to total exports | 1.87 | 1.83 | 2.91 | 4.06 | 3.22 | | | | |
| | EU % share to total exports | 17.72 | 15.72 | 14.65 | 13.92 | 15.02 | | | | |
| | USA % share to total exports | 2.71 | 2.58 | 3.02 | 3.36 | 3.26 | | | | |
| | Total exports to Rest of the World % share to total exports | 33.75 | 32.71 | 28.24 | 31.89 | 34.98 | | | | |
| | Total EAC Imports | 34,065.44 | 36,854.18 | 37,459.22 | 40,376.59 | 39,371.71 | 8.2 | 1.6 | 7.8 | -2.5 |
| | Intra-EAC Total Imports | 1,919.48 | 2,315.74 | 2,107.01 | 2,402.45 | 1,941.42 | 20.6 | -9.0 | 14.0 | -19.2 |
| | COMESA | 899.92 | 895.23 | 828.27 | 1,043.70 | 1,027.40 | -0.5 | -7.5 | 26.0 | -1.6 |
| | SADC | 2,734.52 | 2,473.56 | 2,189.26 | 2,146.65 | 1,895.72 | -9.5 | -11.5 | -1.9 | -11.7 |
| | Rest of Africa | 212.22 | 59.73 | 127.35 | 33.60 | 43.70 | -71.9 | 113.2 | -73.6 | 30.1 |
| | EU | 4,872.34 | 5,077.53 | 4,739.60 | 5,285.84 | 5,237.86 | 4.2 | -6.7 | 11.5 | -0.9 |
| | USA | 1,059.71 | 1,190.03 | 1,075.44 | 2,421.16 | 1,770.97 | 12.3 | -9.6 | 125.1 | -26.9 |
| | Total Imports to Rest of the World | 22,367.25 | 24,842.35 | 26,392.29 | 27,043.19 | 27,454.63 | 11.1 | 6.2 | 2.5 | 1.5 |
| | | | | | | | | | | |
| | | | | | | | | | | |
| | | | | | | | | | | |
| | | | | | | | | | | |
| | | | | | | | | | | |
| | | | | | | | | | | |
| Total Trade | Intra-EAC% share to Total Imports | 5.63 | 6.28 | 5.62 | 5.95 | 4.93 | | | | |
| | COMESA % share to total imports | 2.64 | 2.43 | 2.21 | 2.58 | 2.61 | | | | |
| | SADC % share to total imports | 8.03 | 6.71 | 5.84 | 5.32 | 4.81 | | | | |
| | Rest of Africa % share to total imports | 0.62 | 0.16 | 0.34 | 0.08 | 0.11 | | | | |
| | EU % share to total imports | 14.30 | 13.78 | 12.65 | 13.09 | 13.30 | | | | |
| | USA % share to total imports | 3.11 | 3.23 | 2.87 | 6.00 | 4.50 | | | | |
| | Total imports to Rest of World % share to total imports | 65.66 | 67.41 | 70.46 | 66.98 | 69.73 | | | | |
| | | | | | | | | | | |
| | | | | | | | | | | |
| | | | | | | | | | | |
| | Total intra EAC Trade | 4,483.6 | 5,470.7 | 5,805.6 | 5,632.9 | 5,069.7 | 2012 | 2013 | 2014 | 2015 |
| | Total Trade | 48,295.1 | 52,843.9 | 52,361.9 | 59,750.9 | 55,363.0 | 9.4 | -0.9 | 14.1 | -7.3 |
| | EAC Trade Balance | -19835.8 | -20864.4 | -22556.5 | -21002.3 | -23380.4 | 5.2 | 8.1 | -6.9 | 11.3 |

Notes:

- (1) COMESA excludes Kenya, Uganda, Burundi and Rwanda
 (2) SADC excludes Tanzania
 (3) COMESA and SADC have overlapping membership

Source: National Statistical Offices and Revenue Authorities of Partner States

3.3 INTRA-EAC TRADE TRENDS

The value of intra-EAC trade declined by 10.0 percent from US\$ 5.6 billion in 2014 to US\$ 5.1 billion in 2015 as shown in Table 4 below. According to table 3.2, the decline was mainly attributed to the decreases of 8.3 percent, 19.2 percent and 27.5 percent in the value of total trade for Kenya, Tanzania and Rwanda, respectively.

Table 4: TOTAL INTRA-EAC TRADE, 2011-2015 (US\$ MILLION)

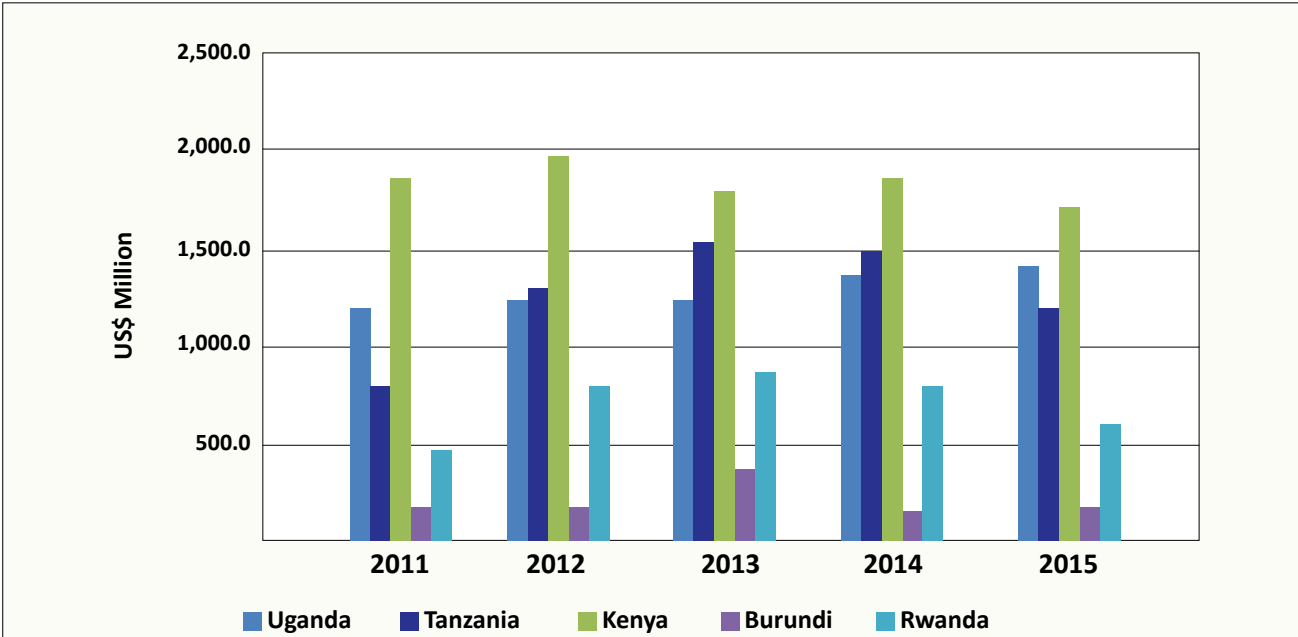
| | | 2011 | 2012 | 2013 | 2014 | 2015 | Percentage Change | | | |
|------------------------------|--------------|---------|---------|---------|---------|---------|-------------------|-------|-------|-------|
| | | | | | | | 2012 | 2013 | 2014 | 2015 |
| Imports | Uganda | 692.6 | 646.9 | 616.6 | 684.6 | 630.2 | -6.6 | -4.7 | 11.0 | -8.0 |
| | Tanzania | 378.1 | 678.6 | 397.0 | 709.8 | 278.6 | 79.5 | -41.5 | 78.8 | -60.7 |
| | Kenya | 302.9 | 364.3 | 334.5 | 416.9 | 407.8 | 20.3 | -8.2 | 24.6 | -2.2 |
| | Burundi | 160.8 | 168.1 | 346.4 | 126.1 | 151.1 | 5.3 | 6.3 | 6.3 | 7.3 |
| | Rwanda | 385.1 | 457.8 | 412.5 | 465.1 | 473.8 | 18.9 | -9.9 | 12.7 | 1.9 |
| | Total | 1,919.5 | 2,315.7 | 2,107.0 | 2,402.5 | 1,941.4 | 20.6 | -9.0 | 14.0 | -19.2 |
| Exports | Uganda | 503.7 | 580.3 | 627.4 | 642.2 | 771.6 | 15.2 | 8.1 | 2.4 | 20.1 |
| | Tanzania | 409.0 | 613.3 | 1,118.0 | 779.5 | 924.8 | 49.9 | 82.3 | -30.3 | 18.6 |
| | Kenya | 1,544.4 | 1,593.0 | 1,451.0 | 1,430.8 | 1,285.9 | 3.2 | -8.9 | -1.4 | -10.1 |
| | Burundi | 25.9 | 24.9 | 35.19 | 25.45 | 27.04 | -3.7 | 41.3 | -27.7 | 6.2 |
| | Rwanda | 81.2 | 343.5 | 467.0 | 352.4 | 118.9 | 323.2 | 36.0 | -24.5 | -66.3 |
| | Total | 2,564.1 | 3,155.0 | 3,698.6 | 3,230.4 | 3,128.3 | 23.0 | 17.2 | -12.7 | -3.2 |
| Total EAC Trade value | Uganda | 1,196.4 | 1,227.2 | 1,244.0 | 1,326.9 | 1,401.8 | 2.6 | 1.4 | 6.7 | 5.6 |
| | Tanzania | 787.1 | 1,291.9 | 1,515.0 | 1,489.3 | 1,203.4 | 64.1 | 17.3 | -1.7 | -19.2 |
| | Kenya | 1,847.2 | 1,957.3 | 1,785.5 | 1,847.7 | 1,693.7 | 6.0 | -8.8 | 3.5 | -8.3 |
| | Burundi | 186.7 | 193.0 | 381.6 | 151.5 | 178.1 | 3.4 | 97.7 | -60.3 | 17.6 |
| | Rwanda | 466.2 | 801.3 | 879.5 | 817.5 | 592.7 | 71.9 | 9.8 | -7.0 | -27.5 |
| | TOTAL | 4,483.6 | 5,470.7 | 5,805.6 | 5,632.9 | 5,069.7 | 22.0 | 6.1 | -3.0 | -10.0 |

Source: Partner States Revenue Authorities, Central Banks and National Statistics Offices

Uganda and Burundi recorded an increase in their shares of total intra-EAC trade while that of Kenya, Rwanda and Tanzania decreased. During the year, the level of intra-regional imports to Uganda decreased by 8 percent to US\$ 630.2 million from US\$ 684.6 million in 2014. However, the increase in total trade could be attributed to the increase of more than 20 percent in the total exports to the Partner States to US\$ 771.6 million from US\$ 642.2 million in 2014. On the other hand, the increase in total trade of Burundi could be attributed to the increase in the level of imports which rose by 7.3 percent to US\$ 151.1 million in 2015 from US\$ 126.1 million in 2014. During the year, Kenya continued to dominate intra-EAC trade, accounting for about 33.4 percent of total intra-EAC trade while Uganda and Tanzania accounted for 27.7 percent and 23.7 percent of the total intra-EAC trade, respectively.

The composition of intra-EAC trade was mainly dominated by agricultural commodities namely; coffee, tea, tobacco, cotton, rice, maize, and wheat flour and manufactured goods such as cement, petroleum products, textiles, sugar, confectionery, beer, salt, vegetable fats and oils, iron and steel, paper, plastics, and pharmaceutical products as in previous years.

Figure 1: TOTAL INTRA-EAC TRADE, 2011-2015 (US\$ MILLION)



Source: Partner States Revenue Authorities, Central Banks and National Statistics Offices

Intra-EAC Exports

During the review period, the total intra-EAC exports decreased by 3.2 percent to US\$ 3.1 billion in 2015 from US\$ 3.2 billion in 2014. Uganda, Tanzania and Burundi recorded growths of 20.1 percent, 18.6 percent and 6.2 percent, respectively. Total exports from Uganda, Tanzania and Burundi amounted to US\$ 771.6 million, US\$ 27.0 million and US\$ 924.8 million, respectively. However, Kenya's exports registered a decline of 10.1 percent to US\$ 1.3 billion in 2015 from US\$ 1.4 billion in 2014 while Rwanda's exports also registered a decline of 66 percent to US\$ 118.9 million in 2015 from US\$ 352.4 million in 2014.

Intra-EAC Imports

The value of total intra-EAC imports decreased by 19.2 percent to US\$ 2.0 billion in 2015 from US\$ 2.4 billion in 2014. Burundi and Rwanda registered positive growths in imports of 7.3 percent and 1.9 percent, respectively. However, Tanzania, Uganda and Kenya recorded declines of 60.7 percent, 8.0 percent and 2.2 percent of intra-EAC imports, respectively. Overall, the major intra-EAC imports consisted of industrial products namely: cement, petroleum products, sugar, confectionery, vegetable fats and oils; iron and steel; paper, plastics, pharmaceutical products, inorganic chemical compounds, fertilizers, and agricultural products such as cereals (rice, maize, wheat flour).





CHAPTER 4:

TRADE IN THE EAC PARTNER STATES

During the year, EAC Partner States continued to trade among themselves as well as with other Regional integration blocs and the rest of the world. Total intra-Regional exports decreased by 3.2 percent to US\$ 3.1 billion in 2015 from US\$ 3.2 billion in 2014. Imports over the same period also decreased by 19.2 percent to US\$ 1.9 billion from US\$ 2.4 billion in 2014. Overall, trade among the Partner States decreased by 10 percent during the year to US\$ 5.1 billion from US\$ 5.6 billion in 2014. The main trading partners outside the EAC Region included EU, COMESA, SADC, USA, UAE, India and China. EAC continued to experience a trade deficit in the trade with the rest of the world due to the high import bill incurred on the capital goods, finished products and fuel products compared to the revenue generated from the exports. Most of the exports to the rest of the world constituted primary commodities and mineral ores.

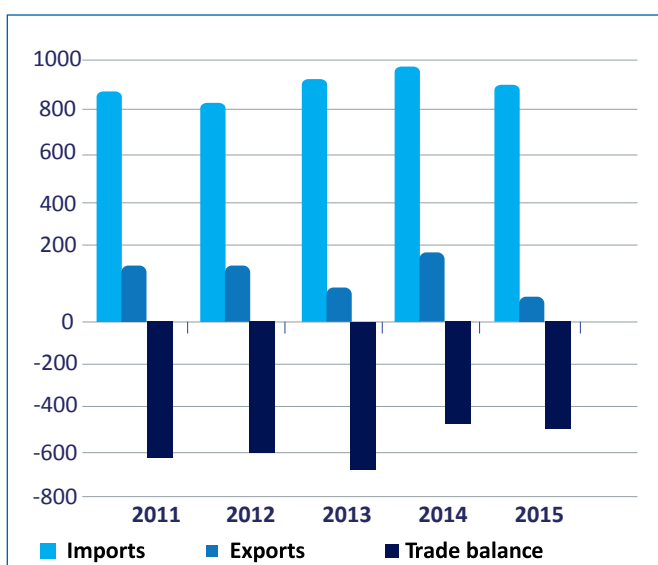
4.1 BURUNDI

4.1.1 INTERNATIONAL TRADE

Burundi's international trade in 2015 decreased by 9 percent to US\$ 910.7 million from US\$ 1.0 billion recorded in 2014 as shown in the Figure 2 below. The decrease in international trade was largely a result of a decrease in imports from US\$ 861.1 to US\$ 792.9 million and in exports from US\$ 168.4 to US\$ 117.2 million due to the decrease of trade with India (69.9 per cent), Japan (35.9 percent) and Rwanda (67.5 percent).

During the same period, the EU was Burundi's major trading partner with trade volume of US\$ 179.4 million which was about 19.5 percent of the total trade. China's trade with Burundi amounted to about US\$ 101.5 million or 11.1 percent of total trade, while India's trade with Burundi amounted to US\$ 74.6 million or 8.1 percent of total trade. Meanwhile, total trade with UAE increased by 73.1 percent to US\$ 92.4 million in 2015 from US\$ 53.4 million in 2014. Overall, Burundi's trade deficit in 2015 decreased to US\$ 673.8 million from US\$ 692.7 million in 2014 on account of the decrease in both exports and imports over the year.

FIGURE 2: BURUNDI'S TOTAL EXPORTS, IMPORTS AND TRADE BALANCE, 2011-2015

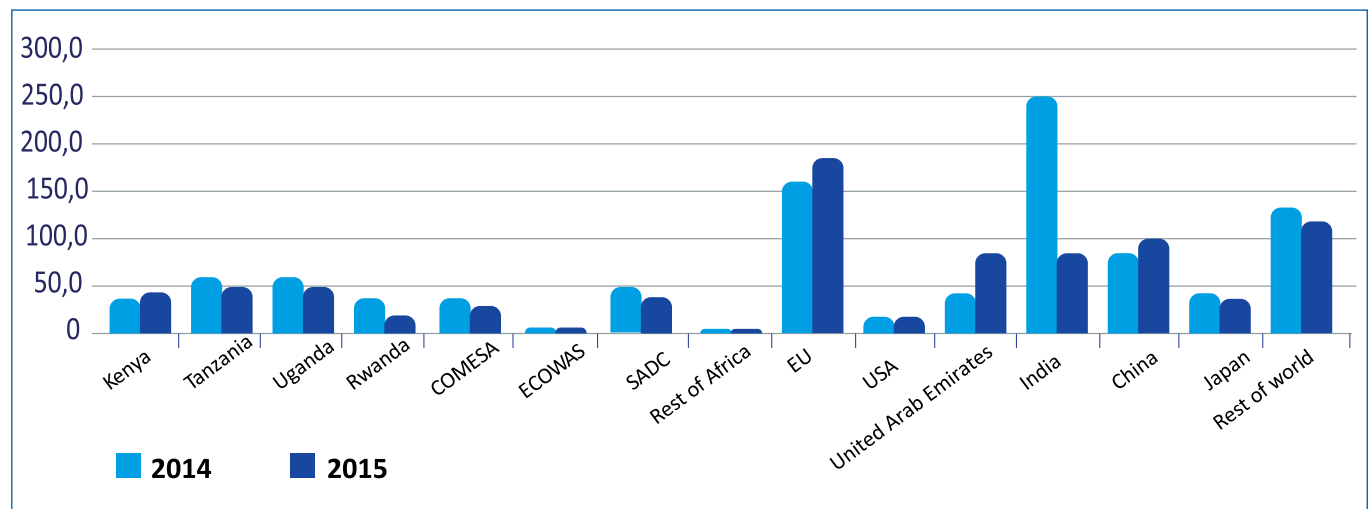


Source: Burundi National Bureau of Statistics 2016

Imports

In 2015, Burundi's imports decreased by 13 percent to US\$ 792.9 million from US\$ 911 million in 2014. Burundi's imports from the rest of the world in 2014 and 2015 is summarized in Figure 3 below. The figure shows that the EAC Partner States, SADC, EU, China, India, Japan and United Arab Emirates were Burundi's leading import partners during 2015 and 2014.

FIGURE 3: BURUNDI'S IMPORTS BY COUNTRY/REGION OF ORIGIN



Source: Burundi National Bureau of Statistics

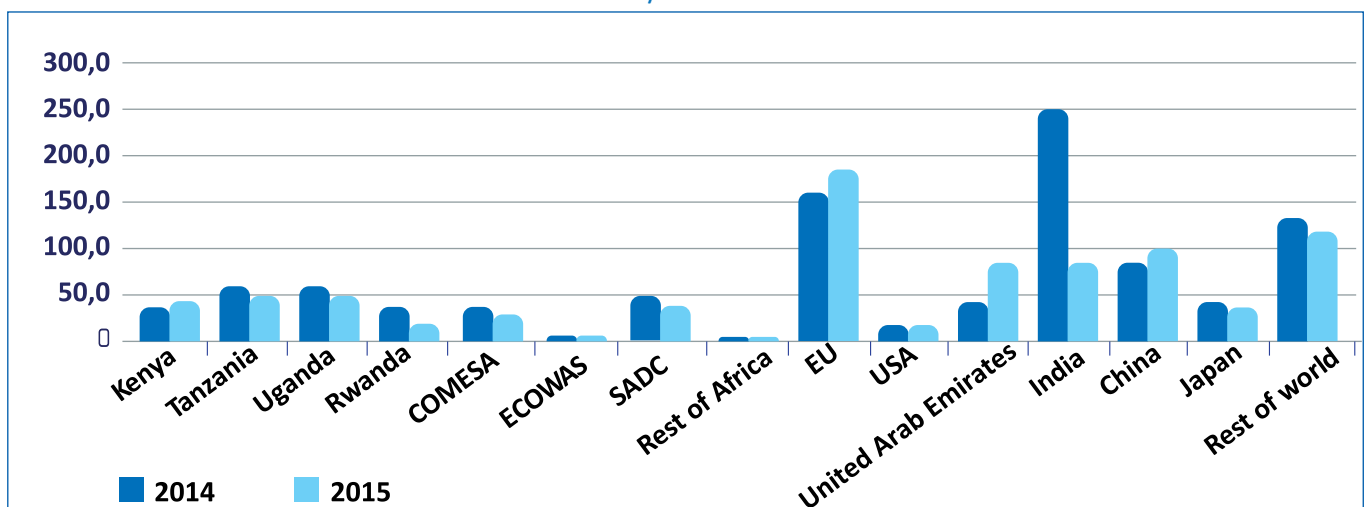
During 2015, imports from UAE increased by 171.2 percent to US\$ 76.7 million in 2015 from US\$ 28.3 million in 2014 while imports from China increased by 37.2 percent to US\$ 99.5 million from 72.5 million in 2014.

Domestic Exports

Domestic exports from Burundi decreased by 28 percent to US\$ 117.2 million in 2015 from US\$ 162.7 million in 2014 mainly due to the decrease in coffee exports by 27.4 percent.

COMESA, UAE, EU and SADC were Burundi's key export destinations. Even if UAE and EU are leading Burundi Domestic exports, there was a decrease by 40 percent and 61 percent, respectively. However, domestic exports to USA, Japan and Uganda increased respectively by 68 percent, 34 percent and 11 percent during the same period.

FIGURE 4: BURUNDI'S EXPORTS BY COUNTRY/REGION OF ORIGIN

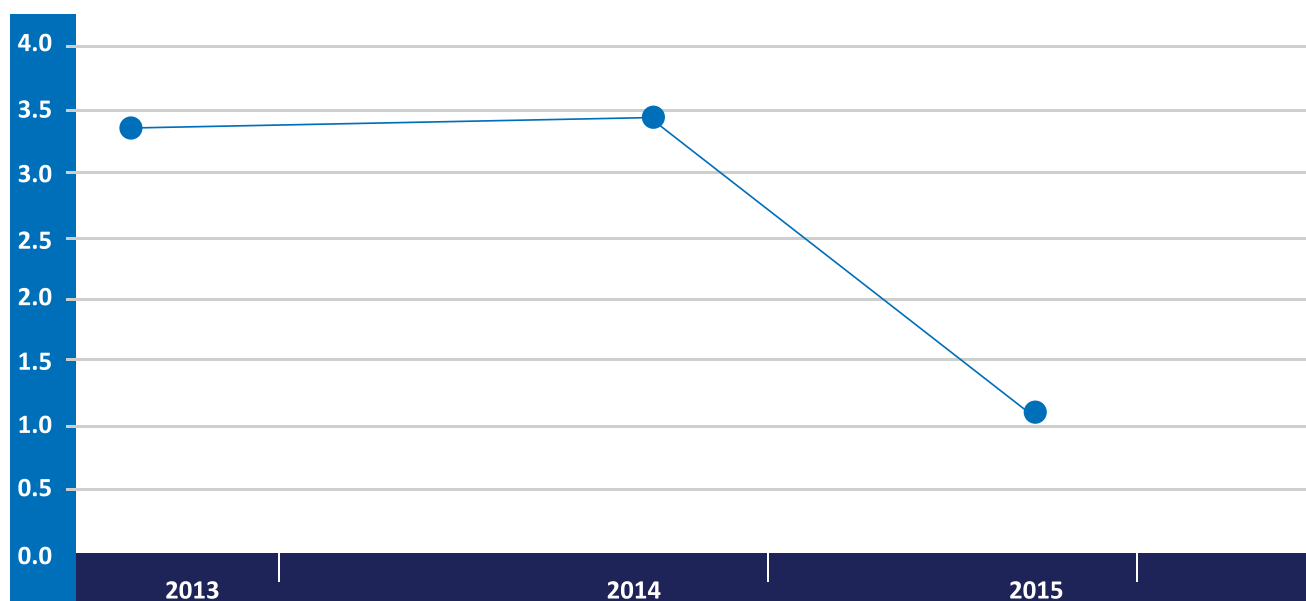


Source: Burundi National Bureau of Statistics

Re-Exports

The share of re-exports to total exports in 2015 decreased to 1.4 percent from 3.5 percent in 2014. In terms of value, Burundi's re-exports decreased from US \$ 5.7 million in 2014 to US \$ 1.8 million in 2015. The decline in the value of re-exports was due to a decrease in the re-exports of vehicles used for tourism and transport of goods.

FIGURE 5: BURUNDI'S RE-EXPORTS AS PERCENTAGE OF TOTAL EXPORTS, 2013-2015



Source: Burundi National Bureau of Statistics

4.1.3 INTRA-EAC TRADE

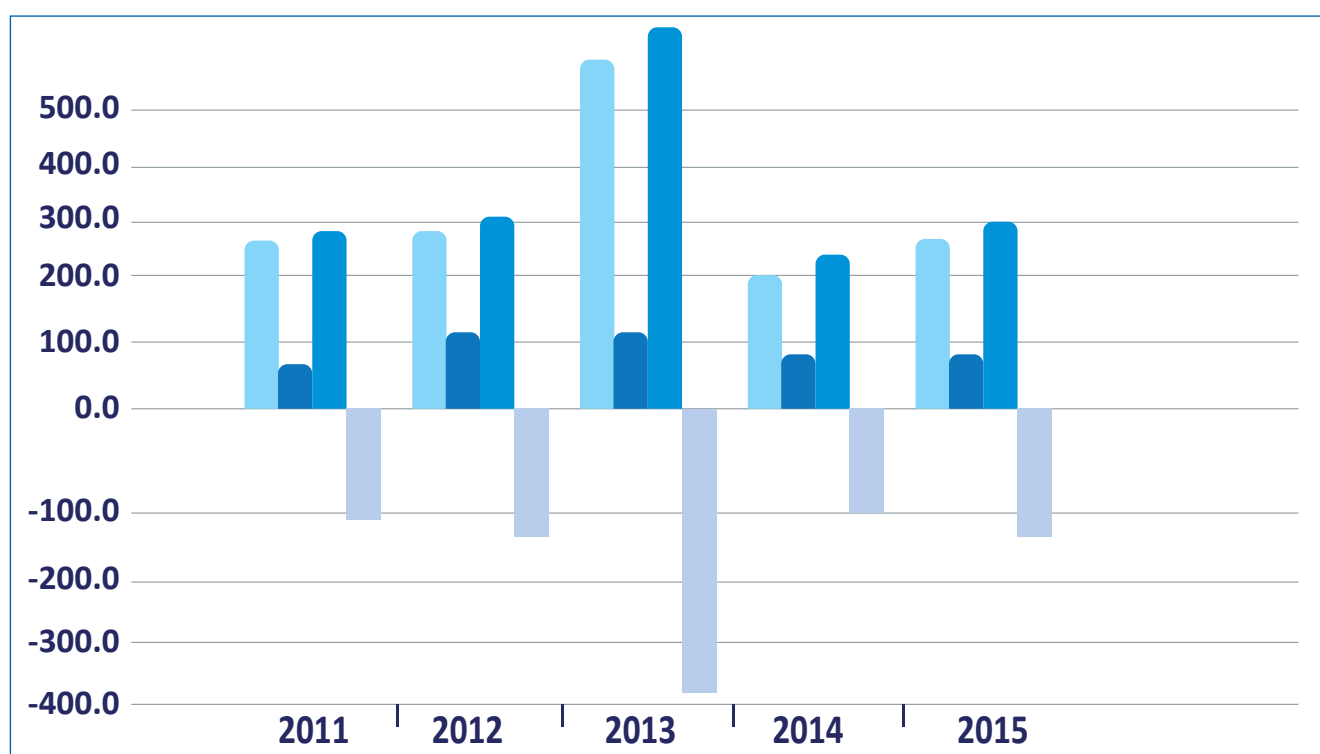
Burundi's total trade with EAC Partner States increased by 17.6 percent to US\$ 178.1 million in 2015 from US\$ 151.5 million in 2014. Imports from the Partner States increased by 19.9 percent to US\$ 151.1 million in 2015 from US\$ 126.1 million in 2014. Similarly, exports increased by about 6.2 percent to US\$ 27 million in 2015 from US \$25.5 million in 2014. Burundi trade with Kenya and Uganda increased while trade with Tanzania and Rwanda decreased over the year. Total trade with Kenya increased by 25 percent to US\$ 62.9 million in 2015 from US\$ 50.3 million in 2014 while trade with Uganda increased by 67 percent to US\$ 45.5 million in 2015 from US\$ 27.2 million in 2014.

During the year, trade with Rwanda and Tanzania decreased by 10 percent and 4.6 percent, respectively. Overall, the trade deficit between Burundi and the EAC Partners increased by 23.3 percent to US\$ 124.1 million in 2015 from US\$ 100.6 million in 2014. Nevertheless, the trade deficit between Burundi and Tanzania decreased by 3.5 percent to US\$ 51.7 million in 2015 from US\$ 53.6 million in 2014.

TABLE 5: BURUNDI'S TRADE WITH EAC PARTNER STATES, 2011-2015 (US\$ MILLION)

| | | 2011 | 2012 | 2013 | 2014 | 2015 | % Change | | | |
|--------------|---------------|------------|--------|--------|--------|--------|----------|-------|-------|-------|
| | | | | | | | 2012 | 2013 | 2014 | 2015 |
| KENYA | Imports | 46.7 | 45.8 | 189.9 | 37.4 | 48.0 | -1.9 | 314.7 | -80.3 | 28.4 |
| | Exports | 15.3 | 3.8 | 8.0 | 13.0 | 14.9 | -75.4 | 113.2 | 61.7 | 15.1 |
| | Total trade | 62.0 | 49.6 | 198.0 | 50.3 | 62.9 | -20.1 | 299.4 | -74.6 | 25.0 |
| | Trade Balance | -31.4 | -42.0 | -181.9 | -24.4 | -33.1 | 33.9 | 332.8 | -86.6 | 35.5 |
| RWANDA | Imports | 7.0 | 27.4 | 15.6 | 8.5 | 7.8 | 291.4 | -43.1 | -45.5 | -8.4 |
| | Exports | 4.9 | 6.7 | 10.0 | 6.4 | 5.6 | 38.0 | 48.5 | -35.7 | -12.0 |
| | Total trade | 12.1 | 34.1 | 25.6 | 14.9 | 13.4 | 181.6 | -25.1 | -41.7 | -10.0 |
| | Trade Balance | -1.9 | -20.7 | -5.6 | -2.1 | -2.1 | 999.5 | -73.0 | -63.0 | 2.8 |
| UGANDA | Imports | 54.3 | 51.1 | 43.6 | 23.9 | 41.3 | -5.9 | -14.7 | -45.1 | 72.9 |
| | Exports | 5.0 | 8.8 | 5.1 | 3.3 | 4.2 | 77.1 | -42.5 | -34.1 | 25.5 |
| | Total trade | 60.5 | 59.9 | 48.6 | 27.2 | 45.5 | -0.9 | -18.8 | -44.0 | 67.1 |
| | Trade Balance | -48.1 | -42.3 | -38.5 | -20.6 | -37.2 | -12.1 | -9.0 | -46.6 | 80.6 |
| TANZANIA | Imports | 52.8 | 43.8 | 97.3 | 56.3 | 54.0 | -17.0 | 122.1 | -42.1 | -4.1 |
| | Exports | 0.7 | 5.6 | 12.1 | 2.7 | 2.3 | 679.2 | 116.2 | -77.4 | -16.1 |
| | Total trade | 54.0 | 49.4 | 109.4 | 59.0 | 56.3 | -8.5 | 121.4 | -46.0 | -4.6 |
| | Trade Balance | -51.6 | -38.2 | -85.2 | -53.6 | -51.7 | -26.0 | 123.0 | -37.1 | -3.5 |
| IINTRA-EAC** | Imports | -51.6160.8 | 168.1 | 346.4 | 126.1 | 151.1 | 4.5 | 106.1 | -63.6 | 19.9 |
| | Exports | 28.3 | 24.9 | 35.2 | 25.5 | 27.0 | -12.0 | 41.3 | -27.7 | 6.2 |
| | Total trade | 189.1 | 193.0 | 381.6 | 151.5 | 178.1 | 2.1 | 97.7 | -60.3 | 17.6 |
| | Trade Balance | -132.5 | -143.2 | -311.2 | -100.6 | -124.1 | 8.1 | 117.3 | -67.7 | 23.3 |

Source: Burundi National Bureau of Statistics

FIGURE 6: BURUNDI'S TRADE WITH EAC PARTNER STATES, 2011-2015 (US\$ MILLION)

Source: BBS, Burundi National Bureau of Statistics

Intra-EAC Imports

Burundi's imports from EAC Partner States increased by 19.9 percent to US\$ 151.1 million in 2015 from US\$ 126.1 million in 2014. Imports from Rwanda and Tanzania declined by 8.4 percent and 4.1 percent, respectively, during the same period. However, imports from Kenya and Uganda increased by 28.4 percent and 72.9 percent, respectively, to US\$ 48 million and US\$ 41.3 million, in 2015.


Intra-EAC Domestic Exports

Burundi's domestic exports to the EAC Partner States increased by 9 percent from US\$ 23.6 million in 2014 to US\$ 25.8 million in 2015. In the EAC Region, Kenya remains the main destination of Burundi's domestic exports accounting for 57.7 percent followed by Rwanda, which accounted for 19.1 percent of the intra-EAC domestic exports. Uganda and Tanzania accounted for 15 percent and 8.3 percent of the intra-EAC domestic exports, respectively.

TABLE 6: BURUNDI: INTRA-EAC EXPORTS, 2011-2015 (US\$ MILLION)

| Intra-EAC export flows | 2011 | 2012 | 2013 | 2014 | 2015 |
|-----------------------------------|------|------|------|------|------|
| Intra-EAC Domestic Exports | 25.9 | 16.1 | 32.6 | 23.6 | 25.8 |
| Intra-EAC Re-exports | 2.4 | 8.8 | 2.6 | 1.9 | 1.2 |
| Total Intra-EAC Exports | 28.3 | 24.9 | 35.2 | 25.5 | 27.0 |
| Percent Share of Intra-Re-exports | 8.6 | 35.3 | 7.4 | 7.3 | 4.6 |

Source: BBS, Burundi National Bureau of Statistics



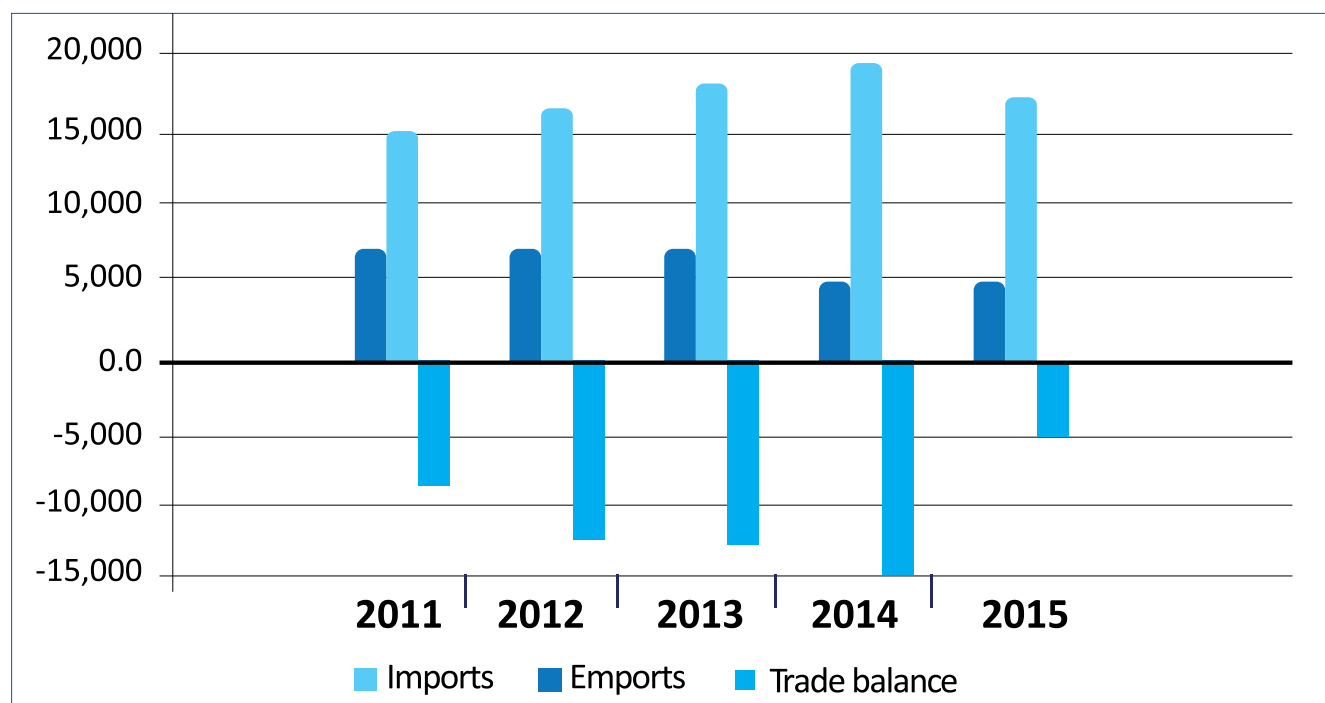
4.2 KENYA

4.2.1 INTERNATIONAL TRADE

Kenya's total trade in 2015 is presented in annex table 1. The table shows that Kenya's total trade declined by 10.7 percent to US\$ 21.9 billion in 2015 from US\$ 24.5 billion in 2014. During the year, EU, China, India and EAC were Kenya's leading trading partners accounting for 16.6 percent, 15.3 percent, 12.1 percent and 7.7 percent of the total trade, respectively, compared to 16 percent, 11.8 percent, 12.7 percent and 7.5 percent, respectively, in 2014. Kenya's total trade with China increased by 15.0 percent to US\$ 3.3 billion in 2015 reflecting higher imports from that Region. However, total trade with EU, India and EAC declined by 7.3 percent, 14.7 percent and 8.3 percent, respectively, reflecting a decline in both merchandise imports and exports.

The decline in the EAC Region, was due to reduced trade with Tanzania and Burundi. The decline was by US\$ 181.9 million and US\$ 20.5 million, respectively. Meanwhile, trade with Uganda and Rwanda increased by US\$ 30.6 million and US\$ 17.7 million, respectively. In the EU Region, Kenya's trade with United Kingdom declined by 10.0 percent. Overall, the trade deficit narrowed by US\$ 2.2 billion to US\$ 10.1 billion in 2015 from US\$ 12.3 billion in 2014. The narrowing of the trade balance was attributed to reduction in merchandise imports, which more than offset the declining exports.

FIGURE 7: KENYA'S TOTAL EXPORTS, IMPORTS AND TRADE BALANCE, 2011-2015

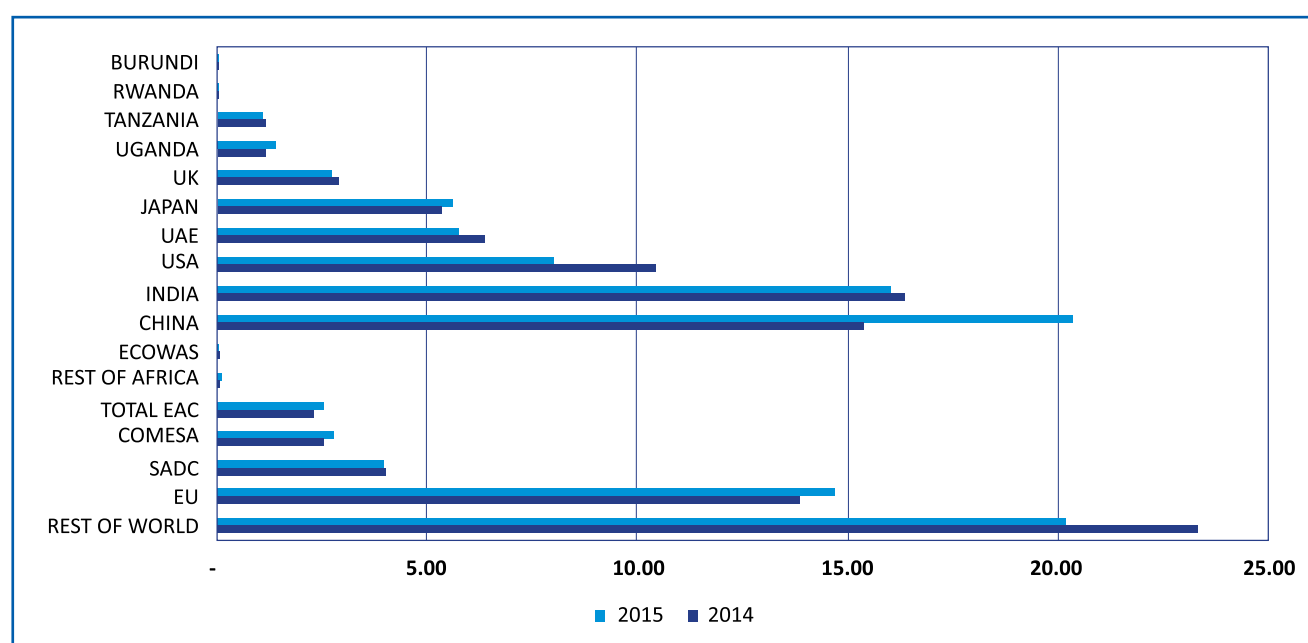


Source: KRA, KNBS & CBK

Imports

Kenya's imports declined by 13.1 percent to US\$ 16.0 billion in 2015 from US\$ 18.4 billion in 2014. The decline was largely on account of 34.3 percent reduction in the value of oil imports to US\$ 2.2 billion in 2015 from US\$ 3.3 billion in 2014, owing to the decline in oil prices in the international market. In addition, there was reduction in the value of importation of aircraft and associated equipment by 42.6 percent to US\$ 846.3 million and reduced importation of industrial machinery by 26.1 percent to US\$ 2.2 billion in 2015. The leading sources of Kenya's imports were China, European Union and India, jointly accounting for 51.0 percent of the total imports in 2015. The reduction in the share of imports from USA was on account of reduced importation of aircraft and associated equipment during 2015, compared with 2014.

FIGURE 8: KENYA'S IMPORTS BY COUNTRY/REGION OF ORIGIN (PERCENT SHARE)

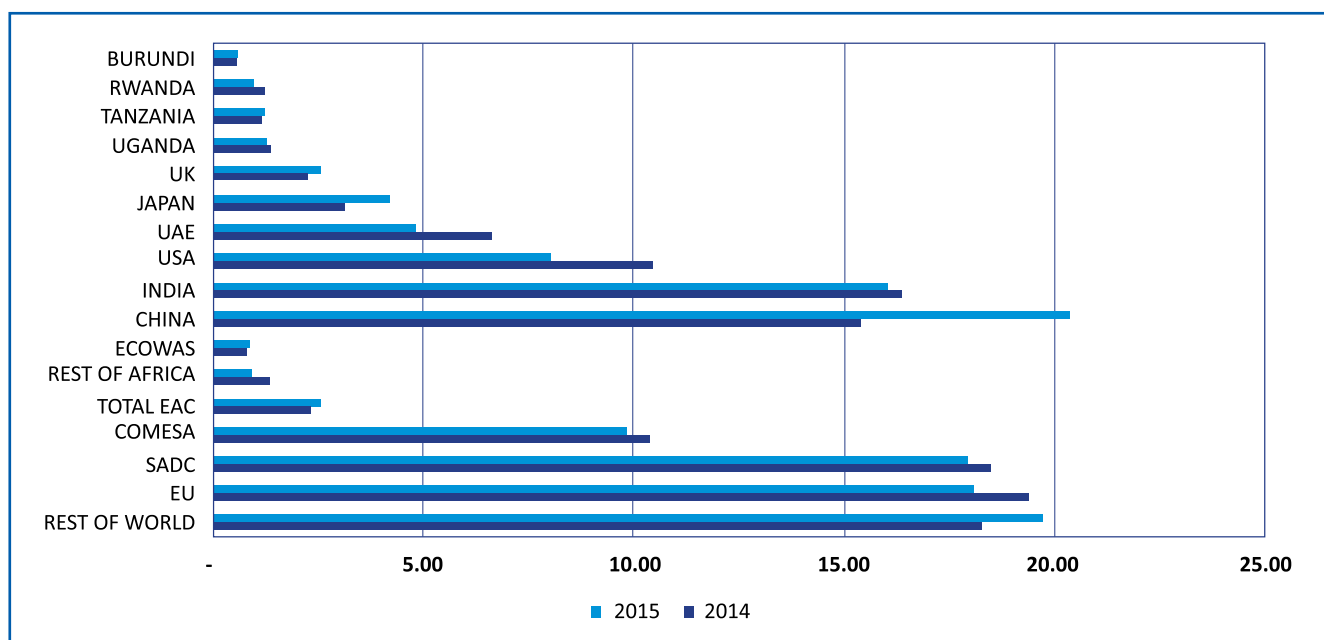


Source: KRA, KNBS & CBK

Domestic Exports

In 2015, Kenya's domestic exports declined by 2.8 percent to US\$ 5.1 billion from US\$ 5.2 billion in 2014. The main export destinations in 2015 were the European Union, EAC and USA, which jointly accounted for 50.5 percent of total exports. However, exports to these three regions declined marginally, compared to 2014. In the EAC Region exports to Tanzania and Burundi declined while exports to Uganda and Rwanda improved. The main exports commodities included tea, horticulture, articles of apparel and clothing accessories, coffee and iron and steel.

FIGURE 9: KENYA'S DOMESTIC EXPORTS BY DESTINATION (PERCENT SHARE)

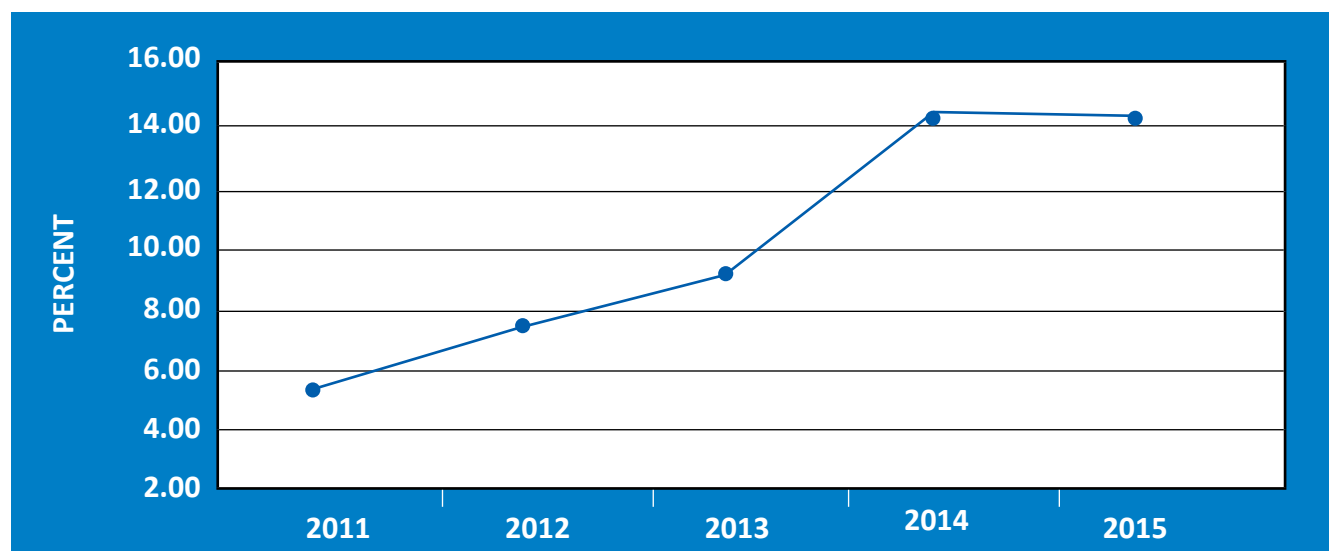


Source: KRA, KNBS & CBK

Re-exports

Kenya's re-exports declined marginally by 4.1 percent to US\$ 838.1 million in 2015 from US\$ 874.1 million in 2014. Consequently, the share of re-exports to total exports declined from 14.3 percent to 14.2 percent during the review period. The decline was mainly in the re-exports of petroleum oil.

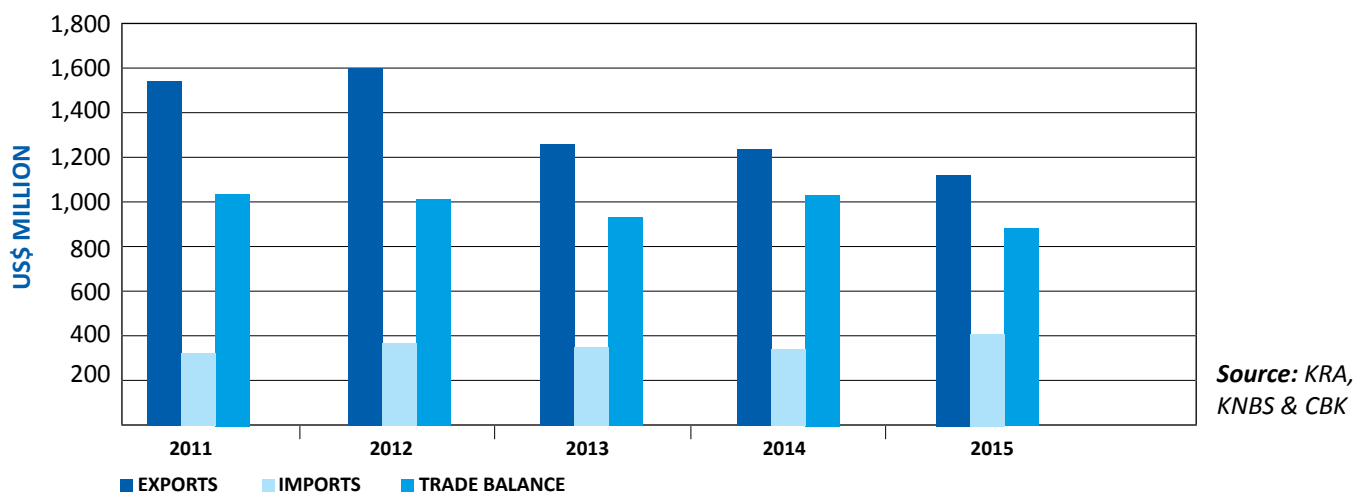
FIGURE 10: KENYA'S RE-RXPORTS AS PERCENT OF TOTAL EXPORTS



Source: KRA, KNBS & CBK

4.2.3 INTRA-EAC TRADE

In 2015, Kenya's total trade with EAC Partner States declined by 8.3 percent to US\$ 1.7 billion from US\$ 1.8 billion in 2014. Kenya's trade surplus with EAC Partner States declined by US\$ 135.7 million to US\$ 878.1 million in 2015. The reduction in trade surplus was as a result of a 10 percent decline in exports to the Region.

FIGURE 11: KENYA'S TRADE WITH EAC PARTNER STATES, 2011-2015 (US\$ MILLION)**TABLE 7: KENYA'S TRADE WITH EAC PARTNER STATES, 2011-2015 (US\$ MILLION)**

| | | | | | | | % Change | | | | |
|-----------|---------------|---------|---------|---------|---------|---------|----------|-------|-------|-------|-------|
| | | 2011 | 2012 | 2013 | 2014 | 2015 | 2011 | 2012 | 2013 | 2014 | 2015 |
| Burundi | Imports | 5.3 | 3.7 | 0.6 | 0.3 | 2.3 | 188.8 | -30.6 | -83.3 | -45.1 | 577.3 |
| | Exports | 66.5 | 62.7 | 65.0 | 89.3 | 66.9 | -3.5 | -5.7 | 3.7 | 37.3 | -25.1 |
| | Total Trade | 71.8 | 66.3 | 65.6 | 89.6 | 69.2 | 1.5 | -7.6 | -1.1 | 36.6 | -22.8 |
| | Trade Balance | 61.2 | 59.0 | 64.4 | 88.9 | 64.6 | -8.7 | -3.6 | 9.1 | 38.1 | -27.3 |
| Rwanda | Imports | 4.8 | 9.7 | 11.7 | 8.1 | 8.0 | -12.4 | 104.2 | 20.3 | -30.3 | -1.6 |
| | Exports | 152.6 | 190.7 | 156.8 | 164.2 | 182.1 | 14.8 | 24.9 | -17.8 | 4.8 | 10.8 |
| | Total Trade | 157.4 | 371.6 | 168.4 | 172.4 | 190.1 | 49.0 | -3.1 | 9.5 | 13.7 | 136.2 |
| | Trade Balance | 147.9 | 181.0 | 145.1 | 156.1 | 174.0 | 15.9 | 22.4 | -19.8 | 7.6 | 11.5 |
| Uganda | Imports | 116.4 | 180.9 | 186.8 | 199.6 | 226.0 | 0.0 | 55.4 | 3.3 | 6.9 | 13.2 |
| | Exports | 855.2 | 796.2 | 759.0 | 691.3 | 695.5 | 30.0 | -6.9 | -4.7 | -8.9 | 0.6 |
| | Total Trade | 971.6 | 1411.6 | 945.7 | 890.9 | 921.5 | 25.5 | 45.3 | -33.0 | -5.8 | 3.4 |
| | Trade Balance | 738.8 | 615.4 | 572.2 | 491.7 | 469.5 | 36.5 | -16.7 | -7.0 | -14.1 | -4.5 |
| Tanzania | Imports | 176.4 | 170.0 | 135.5 | 208.9 | 171.5 | 32.5 | -3.6 | -20.3 | 54.2 | -17.9 |
| | Exports | 470.0 | 543.5 | 470.2 | 485.9 | 341.4 | 11.8 | 15.6 | -13.5 | 3.3 | -29.7 |
| | Total Trade | 646.5 | 916.9 | 605.7 | 694.8 | 512.9 | 16.8 | 41.8 | -33.9 | 14.7 | -26.2 |
| | Trade Balance | 293.6 | 373.4 | 334.8 | 277.1 | 170.0 | 2.2 | 27.2 | -10.4 | -17.2 | -38.7 |
| Intra-EAC | Imports | 302.9 | 364.3 | 334.5 | 416.9 | 407.8 | 17.9 | 20.3 | -8.2 | 24.6 | -2.2 |
| | Exports | 1,544.4 | 1,593.0 | 1,451.0 | 1,430.8 | 1,285.9 | 20.7 | 3.2 | -8.9 | -1.4 | -10.1 |
| | Total Trade | 1,847.2 | 1,957.3 | 1,785.5 | 1,847.7 | 1,693.7 | 20.2 | 6.0 | -8.8 | 3.5 | -8.3 |
| | Trade Balance | 1,241.5 | 1,228.8 | 1,116.4 | 1,013.8 | 878.1 | 21.3 | -1.0 | -9.1 | -9.2 | -13.4 |

Intra-EAC Domestic Exports

Kenya's domestic exports to the EAC Partner States declined by 6.4 percent to US\$ 1,070.2 million in 2015 from US\$ 1,143.4 million in 2014. However, the share of the domestic exports to the EAC countries to total domestic exports increased marginally to 83.2 percent from 79.9 percent over the same period. In 2015, domestic exports to Rwanda and Tanzania rose by 15.8 percent and 6.3 percent to US\$ 164.3 million and US\$ 474.1 million, respectively. However, domestic

exports to Uganda and Burundi fell by 9.0 percent and 6.0 percent to US\$ 677.6 million and US\$ 59.7 million, respectively, during the review period. Domestic exports to Uganda, Tanzania, Rwanda and Burundi accounted for 49.3 percent, 34.5 percent, 11.9 percent and 4.3 percent of Kenya's intra-EAC total domestic exports, respectively. Domestic exports to Rwanda mainly comprised iron and steel, mineral fuels and animal and vegetable fats and oils while the major domestic exports to Tanzania were animal and vegetable fats and oils, soap, pharmaceutical products and iron and steel products.

TABLE 8: KENYA'S INTRA-EAC EXPORTS, 2011-2015 (US\$ MILLION)

| | Inter- EAC Export Flows | 2011 | 2012 | 2013 | 2014 | 2-15 |
|--------------|----------------------------------|---------|---------|---------|---------|---------|
| KENYA | Inter- EAC Domestic Exports | 1,396.1 | 1,375.7 | 1,211.4 | 1,143.4 | 1,070.2 |
| | Inter- EAC Re-Exports | 148.2 | 217.3 | 239.6 | 287.4 | 215.7 |
| | Total Inter- EAC Exports | 1,544.4 | 1,593.0 | 1,451.0 | 1,430.8 | 1,285.9 |
| | Percent share of inter Re-export | 9.6 | 13.6 | 16.5 | 20.1 | 16.8 |

Intra-EAC Re-Exports

In 2015, Kenya's intra-EAC re-exports declined by 24.9 percent to US\$ 215.7 million from US\$ 287.4 million in 2014. The share of re-exports to total exports to the EAC countries also declined to 16.8 percent from 20.1 percent recorded in 2014. Re-exports to Uganda, Tanzania and Rwanda declined by 37.8 percent, 15.0 percent and 15.2 percent, respectively. Re-exports to Burundi however increased marginally by 3 percent to US\$ 17.8 million. Re-exports to Rwanda mainly comprised fertilizers, mineral fuels and pharmaceutical products while major re-exports to Tanzania were mineral fuels and pharmaceutical products. The main re-exports to Uganda were mineral fuels, motor vehicles, fertilizers and pharmaceutical products.

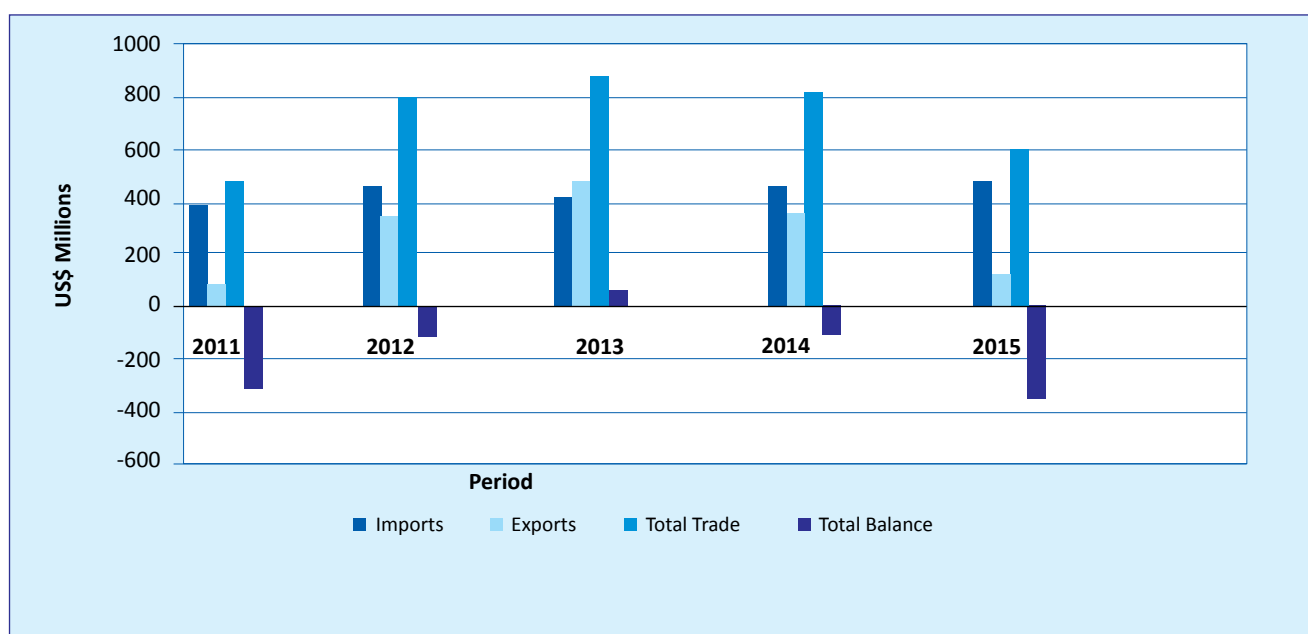


4.3 RWANDA

4.3.1 INTERNATIONAL TRADE

Rwanda's total external trade decreased by 5.60 percent to US\$ 2.4 billion in 2015 from US\$ 2.6 billion in 2014. Exports during the year amounted to US\$ 580.1 million or 23.8 percent of total trade while imports amounted to about 76 percent of total trade or US\$ 1.9 billion in 2015. Exports during the year decreased by 10.93 percent from US\$ 651.28 million to US\$ 580.09 million while imports decreased by 3.81 percent from US\$ 1.9 billion to about US\$ 1.85 billion. Overall, Rwanda's trade deficit decreased by 0.1 percent to US\$ 1.28 billion in 2015. The decrease in the trade deficit was due to reduction in both imports and exports during the year.

FIGURE 12: RWANDA'S TOTAL EXPORTS, IMPORTS AND TRADE BALANCE, 2011-2015



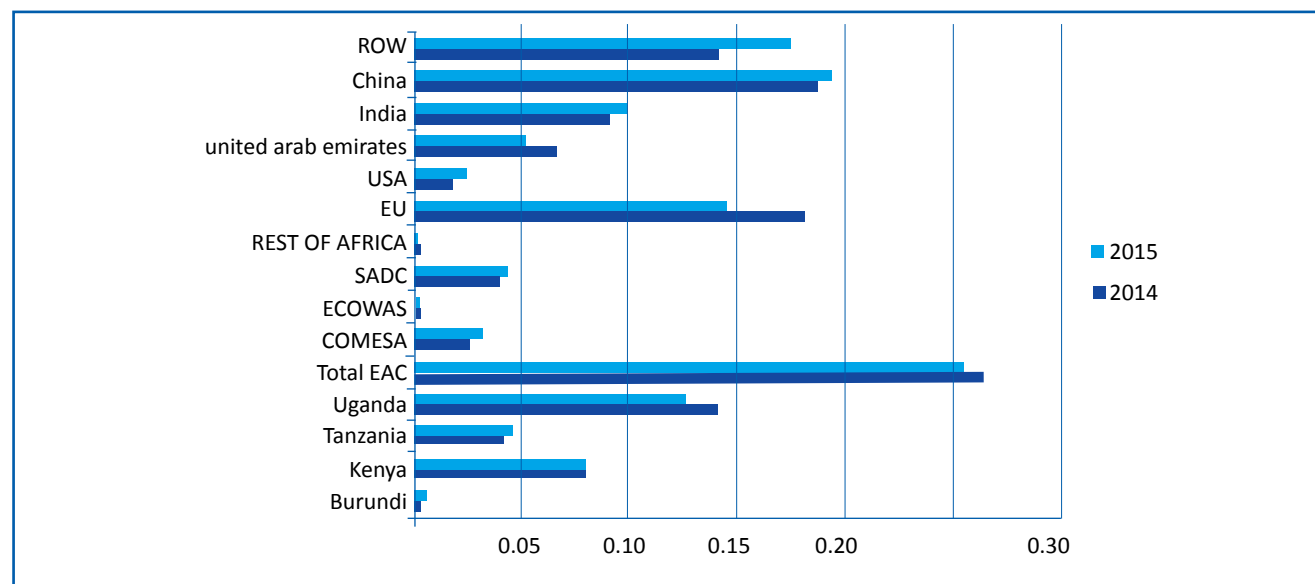
Source: KRA, KNBS & CBK

Imports

Rwanda's imports decreased by 3.81 per cent in 2015, from US\$ 1.93 billion in 2014 to US\$ 1.85 billion in 2015. Rwanda's imports in 2015 were dominated by electrical machinery and equipment; nuclear reactors, boilers, machinery and mechanical appliances; vehicles; salt, sulphur, earths and stone, plastering materials, lime and cement; iron and steel; pharmaceutical products; cereals; animal or vegetable fats and oils and their cleavage products; sugars and sugar confectionery. They contributed 60.19 percent of total imports. The main sources of Rwanda's imports were EAC, China, EU, India, and United Arab Emirates which contributed 74.34 percent of the total imports. Rwanda's imports from China during the year amounted to US\$ 358.7 or 19.3 percent of total

imports. Imports from EU amounted to US\$ 269.5 and constituted about 14.5 percent of total imports while in the EAC, Rwanda imported goods amounting to US\$ 233.6 million or 12.6 percent of total imports from Uganda.

FIGURE 13: RWANDA'S IMPORTS BY COUNTRY/REGION OF ORIGIN (PERCENT SHARES)

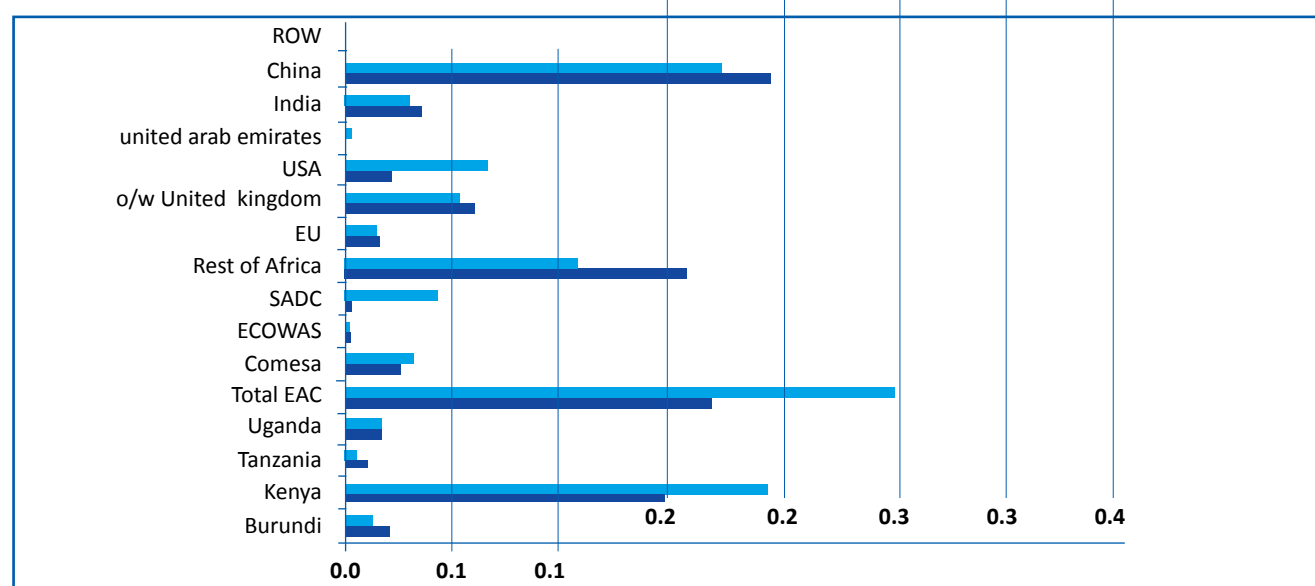


Source: RRA and NISR

Domestic Exports

Rwanda's domestic exports decreased by 9.26 percent to US\$ 410.37 million in 2015 from US\$ 452.23 million in 2014. The main domestic exports include coffee, tea, ores, pearls, precious or semi-precious stones, precious metals, products of the milling industry, and furniture; which accounted for 77.18 percent. Rwanda's domestic exports to EAC are 23.96 percent of the total.

FIGURE 14: RWANDA'S DOMESTIC EXPORTS BY DESTINATION (PERCENT SHARE)

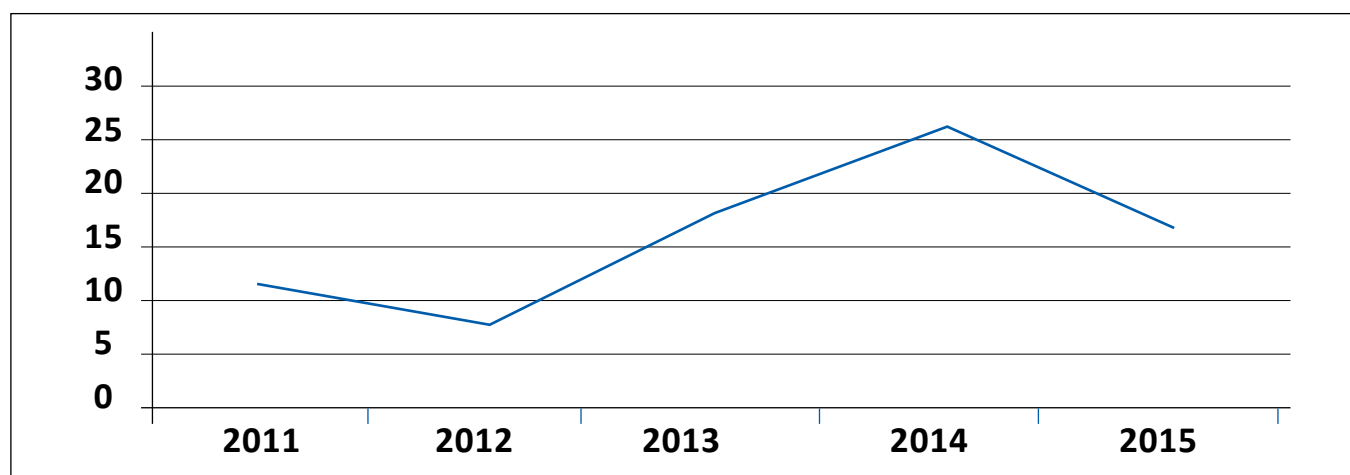


Source: RRA and NISR

Re-exports

The share of Rwanda's re-exports to total exports decreased by 3.31 in 2015. The value of re-exports decreased by 14.74 per cent from US\$ 199.06 million in 2014 to US\$ 169.72 million in 2015. The main re-exports products included mineral fuels, mineral oils, animal or vegetable fats and oils and cereals which together make 72.37 percent of total re-export value in 2015.

FIGURE 15: SHARE OF RWANDA'S RE-EXPORTS TO TOTAL EXPORTS, 2011-2015



Source: RRA and NISR



4.3.2 INTRA-EAC TRADE

In 2015, Rwanda's total trade with EAC decreased by 9.03 percent to US\$ 593.0 million in 2015 from US\$ 651.9 million in 2014. Total exports to the Partner States amounted to US\$ 118.8 million while imports amounted to US\$ 474.1 million. Uganda was Rwanda's main trading partner in 2015 with total trade amounting to US\$ 243.4 million which was 41.05 percent of total trade. Rwanda's trade with Kenya amounted to US\$ 238.6 million which was 40.3 percent, while Tanzania and Burundi accounted for 14.48 and 4.2 percent of total trade respectively. Rwanda's trade deficit with Uganda decreased by 9.8 percent to US\$ 223.8 million in 2015 from US\$ 259.3 million in 2014 while the trade deficits with Tanzania and Kenya increased during the year. Overall, the trade deficit between Rwanda and EAC decreased by 4 percent to US\$ 355.31 million in 2015 from US\$ 370.1 million in 2014.

TABLE 9: RWANDA'S TRADE WITH EAC PARTNER STATES, 2011-2015 (US\$ MILLION)

| | | 2011 | 2012 | 2013 | 2014 | 2015 | % change | | | |
|-----------|---------------|--------|--------|--------|--------|--------|----------|-------|--------|-------|
| | | | | | | | 2012 | 2013 | 2014 | 2015 |
| Burundi | Imports | 3.6 | 10.9 | 8.3 | 6.7 | 8.8 | 202.3 | -24.5 | -18.5 | 30.2 |
| | Exports | 8.5 | 13.6 | 20.8 | 19.2 | 16.3 | 60.0 | 52.5 | -7.6 | -15.4 |
| | Total trade | 12.1 | 24.6 | 29.0 | 25.9 | 25.0 | 102.4 | 18.2 | -10.7 | -3.6 |
| | Trade Balance | 4.9 | 2.7 | 12.5 | 12.5 | 7.5 | -45.0 | 364.7 | -0.3 | -39.9 |
| Kenya | Imports | 118.4 | 135.2 | 138.5 | 153.3 | 148.1 | 14.2 | 2.4 | 10.7 | -3.4 |
| | Exports | 63.8 | 95.6 | 82.8 | 103.2 | 90.6 | 49.7 | -13.3 | 24.6 | -12.2 |
| | Total trade | 182.2 | 230.8 | 221.4 | 256.5 | 238.6 | 26.6 | -4.1 | 15.9 | -7.0 |
| | Trade Balance | -54.6 | -39.7 | -55.7 | -50.1 | -57.5 | -27.3 | 40.4 | -10.0 | 14.7 |
| Ugande | Imports | 73.9 | 77.0 | 93.9 | 79.5 | 83.7 | 4.1 | 22.1 | -15.3 | 5.3 |
| | Exports | 1.5 | 165.7 | 259.8 | 6.3 | 2.2 | 10604.5 | 56.8 | -97.6 | -65.5 |
| | Total trade | 75.4 | 242.7 | 353.7 | 85.8 | 85.9 | 221.6 | 45.8 | -75.7 | 0.1 |
| | Trade Balance | -72.4 | 88.8 | 165.9 | -73.2 | -81.5 | -222.7 | 86.8 | -144.2 | 11.3 |
| Tanzania | Imports | 189.1 | 234.7 | 237.0 | 271.4 | 233.6 | 24.1 | 1.0 | 14.5 | -13.9 |
| | Exports | 7.2 | 68.6 | 87.7 | 12.1 | 9.8 | 846.9 | 27.9 | -86.2 | |
| | Total trade | 196.4 | 303.3 | 324.7 | 283.6 | 243.4 | 54.4 | 7.1 | -12.7 | -14.2 |
| | Trade Balance | -181.9 | -166.2 | -149.3 | -259.3 | -223.8 | -8.6 | -10.1 | 73.6 | -13.7 |
| Intra EAC | Imports | 385.1 | 457.8 | 477.7 | 511.0 | 474.1 | 18.9 | 4.3 | 7.0 | -7.2 |
| | Exports | 81.2 | 343.5 | 451.1 | 140.9 | 118.8 | 323.2 | 31.3 | -68.8 | -15.7 |
| | Total Trade | 466.2 | 801.3 | 928.9 | 651.9 | 593.0 | 71.9 | 15.9 | -29.8 | -9.0 |
| | Trade Balance | -303.9 | -114.4 | -26.6 | -370.1 | -355.3 | -62.4 | -76.7 | 1290.4 | -4.0 |

Source: RRA and NISR

Intra-EAC Imports

Rwanda's imports from EAC Partner States decreased by 7.21 percent to US\$ 474.13 million in 2015 from US\$ 510.98 million in 2014. Rwanda's imports from EAC Partner States were dominated by goods from Uganda which accounted for 49.27 percent, followed by Kenya with 31.22 percent. The main imports from Uganda included salt, lime and cement, fats, cereals, soap, lubricating preparations, waxes, polishing or scouring preparations, candles, modelling pastes, iron and steel, fish and crustaceans. Main imports from Kenya were salt, fats, iron and steel, plastics and articles thereof, paper and articles of paper, and footwear.

Intra-EAC Domestic Exports

Domestic exports to EAC Partner States increased by 3.96 percent to US\$ 98.28 million in 2015 from US\$ 94.53 million in 2014. However, total intra-EAC exports during the year decreased by 15.7 percent to US\$ 118.8 million in 2015 from US\$ 140.9 million in 2014. Rwanda's domestic exports to Kenya increased by 19.38 percent to US\$ 80.29 million in 2015 from US\$ 67.25 million in 2014 while domestic exports to Tanzania decreased by 64.10 per cent to US\$ 2.02 million in 2015 from US\$ 5.67 million in 2014. Domestic exports to Uganda decreased by 9.12 per cent to US\$ 9.22 million in 2015, from US\$ 10.15 million in 2014. Domestic exports to Burundi registered a decrease of 41.10 per cent to US\$ 6.75 million in 2015 from US\$ 11.47 million in 2014.



TABLE 10: INTRA-EAC EXPORTS, 2011-2015 (US\$ MILLION)

| Intra-EAC export flows | 2011 | 2012 | 2013 | 2014 | 2015 |
|-----------------------------------|------|-------|-------|-------|-------|
| Intra-EAC Domestic Exports | 71.1 | 312.3 | 380.7 | 94.5 | 98.3 |
| Intra-EAC Re-exports | 10.0 | 31.1 | 86.3 | 46.3 | 20.6 |
| Total Intra-EAC Exports | 81.2 | 343.5 | 467.0 | 140.9 | 118.8 |
| Percent Share of Intra-Re-exports | 12.4 | 9.1 | 18.5 | 32.9 | 17.3 |

Source: RRA and NISR

Intra-EAC Re-Exports

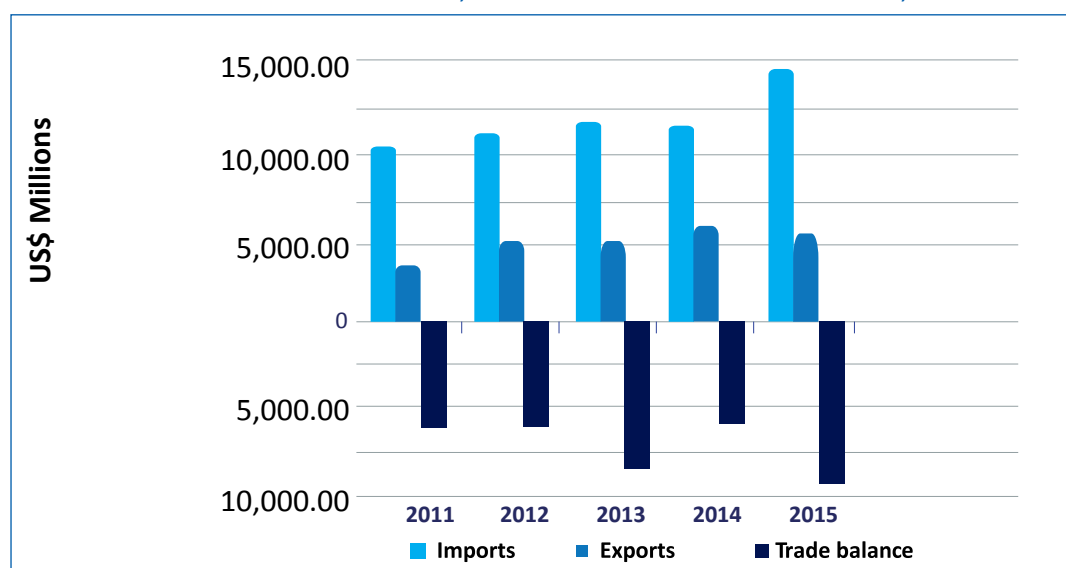
Rwanda's re-exports to the EAC Partner States decreased by 55.7 percent to US\$ 20.6 million in 2015 from US\$ 46.3 million in 2014. The main re-exports to EAC region are comprised of minerals, vehicles, and appliances.

4.4 TANZANIA

4.4.1 INTERNATIONAL TRADE

Tanzania's total trade in 2015 increased by 4.57 percent to US\$ 20.6 billion from US\$ 19.7 billion recorded in 2014. The increase in total trade was attributed to the increase in imports by 15.32 percent to US\$ 14.7 billion in 2015 from US\$ 12.8 billion in 2014. Tanzania's main trading partners during 2015 included India, China, EU and Kenya. Overall, trade deficit increased by over 51 percent to US\$ 8.9 billion in 2015 from US\$ 5.8 billion in 2014.

FIGURE 17: TANZANIA'S EXPORTS, IMPORTS AND TRADE BALANCE, 2011 – 2015

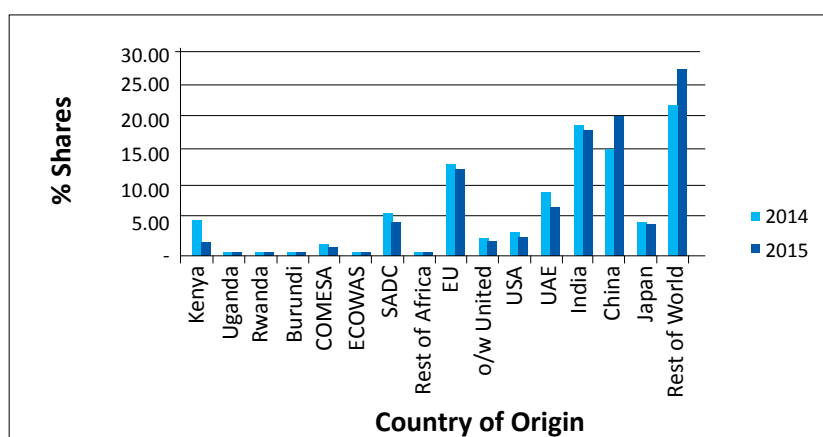


Source: TRA and NBS

Imports

Tanzania's imports increased by 16.6 percent to US\$ 14.7 billion in 2015 from 12.8 billion in 2014. The increase was in part due to importation of petroleum products, motor vehicles, pharmaceuticals, chemical products, wheat bran, electrical equipment and machinery. During the year, Tanzania's main import countries included China, India and EU. Tanzania's imports from China amounted to US\$ 2.9 billion accounting for about 20.4 percent of total imports while imports from India amounted to about US\$ 2.7 billion or 18.4 percent of total imports. Tanzania also imported goods amounting to US\$ 1.8 billion or 12.6 percent of total imports from the EU.

**FIGURE 18:
TANZANIA'S
IMPORTS BY
COUNTRY/REGION
OF ORIGIN**



Source: TRA and NBS

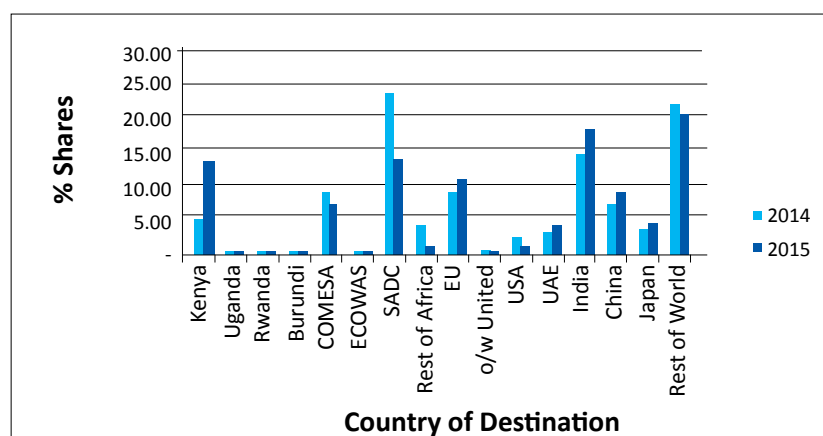
Domestic Exports

In 2015, Tanzania's domestic exports decreased by 15.27 percent to US\$ 5,854.25 million compared to US\$ 6,909.6 million in 2014. The goods which were mostly exported included gold, cashew nuts, precious metal, tobacco, coffee, sesame oil and yellowish tunas. During the period under review, India, SADC, Kenya, EU and China were among the leading destinations for Tanzania's domestic exports jointly accounting for 67.62 percent. Exports to India amounted to US\$ 1.1 billion or 19.6 percent of total exports while exports to SADC amounted to US\$ 833 million or 14.2 percent of total exports. COMESA and Japan were the other key export destinations accounting for 5.85 percent and 3.94 percent of total Tanzania exports, respectively.

15.27%

Tanzania's domestic exports decreased by 15.27 percent to US\$ 5,854.25 million compared to US\$ 6,909.6 million in 2014.

FIGURE 19:
TANZANIA'S
DOMESTIC
EXPORTS BY
DESTINATION,
2014 -2015

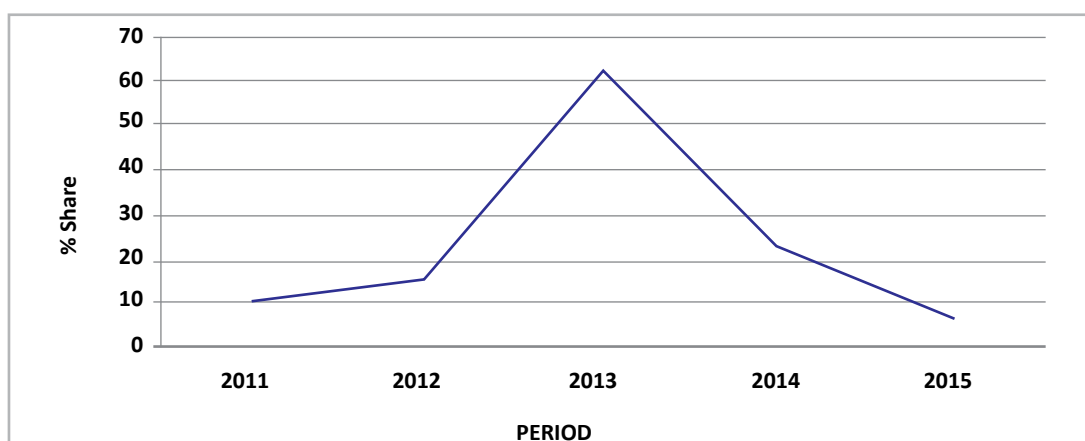


Source: TRA and NBS

Re-Exports

In 2015, Tanzania's re-exports increased to US\$ 2.0 billion from US\$ 1.2 billion recorded in 2014. The share of re-exports to total exports increased to 34.3 percent recorded in 2015 from 17.0 percent in 2014. The goods re-exported included light vessels, fire-floats, motor vehicles, electrical equipment and spare parts, mineral fuels, fertilizer and machinery parts.

FIGURE 20: SHARE OF TANZANIA'S RE-EXPORTS TO TOTAL EXPORTS, 2011- 2015

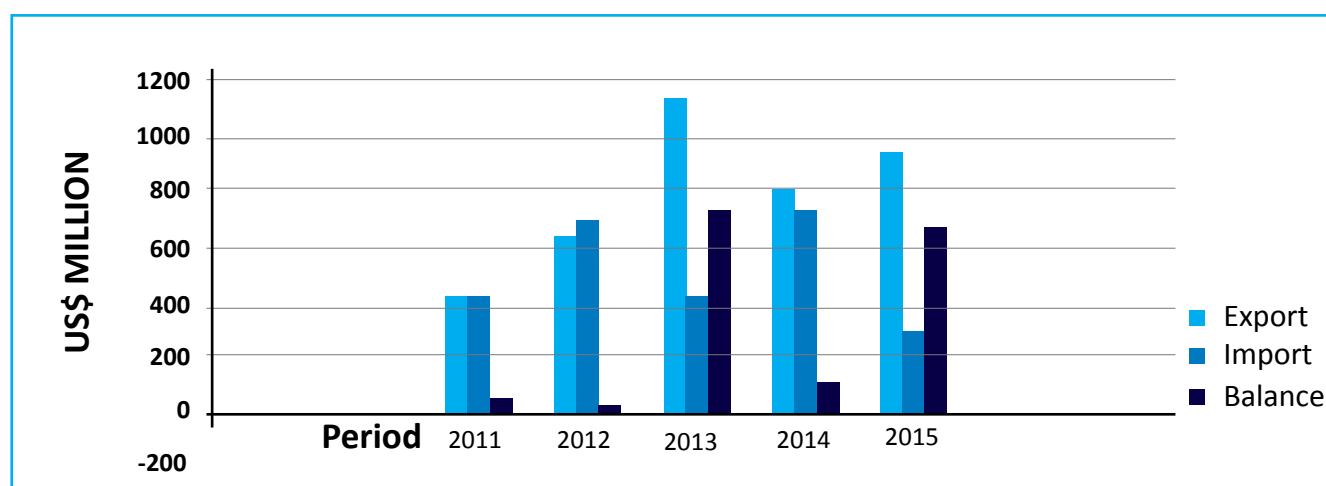


Source: Tanzania Revenue Authority and National Bureau of Statistics

4.4.2 INTRA-EAC TRADE

Tanzania's total trade with other EAC Partner States in 2015 decreased by 19.20 percent to US\$ 1.2 billion from US \$ 1.5 billion recorded in 2014. Tanzania's trade balance with EAC Partner States drastically increased to a surplus of US\$ 646.20 million in 2015, up from a surplus of US\$ 69.6 million recorded in 2014. The surplus was due to a decrease in imports and an increase in exports. During the year Tanzania recorded a trade surplus with all EAC Partner States.

FIGURE 21: TANZANIA'S TRADE WITH EAC PARTNER STATES, 2011 – 2015



Source: TRA and NBS

TABLE 11: TANZANIA'S TRADE WITH EAC PARTNER STATES, 2011-2015 (US\$ MILLION)

| | | 2011 | 2012 | 2013 | 2014 | 2015 | % Change | | | |
|--------------------|---------------|--------|---------|---------|---------|---------|----------|--------|--------|--------|
| | | | | | | | 2012 | 2013 | 2014 | 2015 |
| KENYA | Imports | 339.3 | 564.2 | 336.00 | 657.90 | 237.3 | 66.3 | -40.5 | 95.8 | -63.9 |
| | Exports | 221.4 | 349.7 | 864.00 | 577.60 | 855.1 | 58.0 | 147.1 | -33.1 | 48.0 |
| | Total trade | 560.7 | 913.9 | 1,200.0 | 1,235.5 | 1,092.4 | 63.0 | 31.3 | 3.0 | -11.6 |
| | Trade Balance | -118.0 | -214.6 | 528.0 | -80.3 | 617.8 | 81.9 | -346.1 | -115.2 | -869.3 |
| UGANDA | Imports | 36.4 | 108.3 | 58.00 | 48.20 | 39.2 | 197.4 | -46.5 | -16.9 | -18.6 |
| | Exports | 52.6 | 103.2 | 76.00 | 93.00 | 56.6 | 96.0 | -26.3 | 22.4 | -39.1 |
| | Total trade | 89.1 | 211.5 | 134.0 | 141.2 | 95.8 | 137.5 | -36.6 | 5.4 | -32.1 |
| | Trade Balance | 16.2 | -5.2 | 18.0 | 44.8 | 17.4 | -132.0 | -447.2 | 148.9 | -61.2 |
| BURUNDI | Imports | 0.8 | 3.9 | 2.0 | 0.6 | 1.1 | 398.6 | -48.6 | -70.0 | 77.2 |
| | Exports | 39.9 | 54.6 | 68.00 | 61.60 | 41.4 | 37.0 | 24.5 | -9.4 | -32.8 |
| | Total trade | 40.6 | 58.5 | 70.0 | 62.2 | 42.5 | 44.0 | 19.7 | -11.1 | -31.7 |
| | Trade Balance | 39.1 | 50.7 | 66.0 | 61.0 | 40.3 | 29.8 | 30.1 | -7.6 | -33.9 |
| RWANDA | Imports | 1.6 | 2.1 | 1.00 | 3.20 | 1.1 | 34.1 | -52.8 | 220.0 | -65.4 |
| | Exports | 95.2 | 105.8 | 110.00 | 47.30 | 42.1 | 11.2 | 3.9 | -57.0 | -11.0 |
| | Total trade | 96.74 | 107.96 | 111.00 | 50.50 | 43.21 | 11.6 | 2.8 | -54.5 | -14.4 |
| | Trade Balance | 93.6 | 103.7 | 109.0 | 44.1 | 41.0 | 10.8 | 5.1 | -59.5 | -7.0 |
| INTRA-EAC** | Imports | 378.1 | 678.6 | 397.0 | 709.9 | 278.7 | 79.5 | -41.5 | 78.8 | -60.7 |
| | Exports | 409.0 | 613.3 | 1,118.0 | 779.5 | 995.2 | 49.9 | 82.3 | -30.3 | 27.7 |
| | Total trade | 787.1 | 1,291.9 | 1,515.0 | 1,489.4 | 1,273.9 | 64.1 | 17.3 | -1.7 | -14.5 |
| | Trade Balance | 30.9 | -65.3 | 721.0 | 69.6 | 716.5 | -29.5 | 123.8 | -109.1 | 88.4 |

Source: TRA and NBS

Intra-EAC Imports

In 2015, Tanzania's imports from EAC Partner States decreased to US\$ 278.60 million from US\$ 709.90 million in 2014. Imports from Kenya decreased by 63 percent due to closure of Uchumi Supermarket operations in Tanzania while imports from Burundi increased to US\$ 1.00 million in 2015 from US\$ 0.60 million in 2014. However, imports from Uganda and Rwanda declined in 2015 to 18.67 percent and 65.63 percent from US\$ 48.20 million and US\$ 3.20 million in 2014, respectively.

Intra EAC Domestic Exports

Tanzania's domestic exports to EAC Partner States increased by 4.8 percent to US\$ 924 million in 2015 from US\$ 779.40 million in 2014. The share of re-exports to the EAC Partner States against total exports was 7.15 percent compared to 22.9 percent recorded on 2014. Kenya remained the major destination accounting for 85.84 percent of Tanzania's domestic exports to EAC Partner States followed by Uganda which accounted for 5.5 percent of domestic exports. Rwanda and Burundi accounted for 4.5 percent and 4.2 percent, respectively.

TABLE 12: TANZANIA'S INTRA-EAC EXPORTS, 2011-2015 (US\$ MILLION)

| | Intra-EAC export flows | 2011 | 2012 | 2013 | 2014 | 2015 |
|----------|-----------------------------------|--------|--------|----------|--------|-------|
| Tanzania | Intra EAC Domestic Exports | 362.73 | 519.81 | 419.5 | 601 | 924 |
| | Intra EAC Re-exports | 46.27 | 93.49 | 698.5 | 178.5 | 71.2 |
| | Intra EAC Total Exports | 409.00 | 613.30 | 1,118.00 | 779.50 | 995.2 |
| | Percent Share of Intra-Re-exports | 11.31 | 15.24 | 62.48 | 22.90 | 7.15 |

Source: TRA and NBS



Intra EAC Re-Exports

Tanzania's re-exports to EAC Partner States decreased substantially to US\$ 71.2 million in 2015 compared to US\$ 178.5 million in 2014. Major Tanzania's re-export destinations during the period were Kenya, Uganda and Burundi. Total re-exports accounted for 7.15 percent of Tanzania's total exports. The major re-exports to EAC Partner States were motor vehicles and mineral fuels.

4.5 UGANDA

4.5.1 INTERNATIONAL TRADE

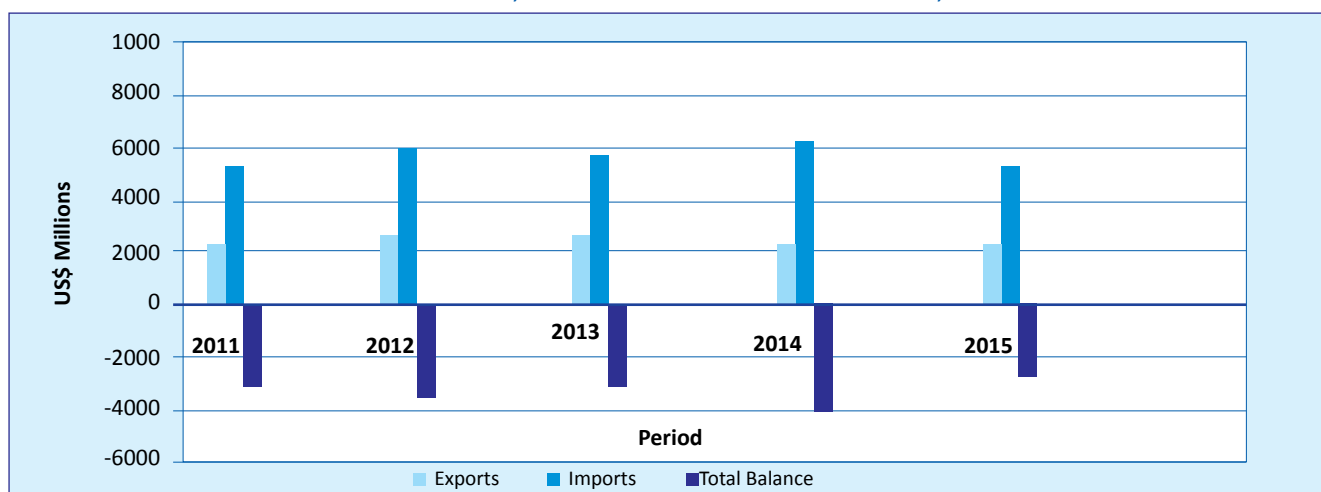
In 2015, Uganda's total trade decreased by 6.5 percent to US\$ 7.8 billion from US\$ 8.3 billion in 2014. This was attributed to a decline in imports over the calendar year. Imports declined to US\$ 5.5 billion in 2015 from US\$ 6.1 billion in 2014. Exports remained the same at US\$ 2.3 billion in 2015 similar to US\$ 2.3 billion recorded in 2014 due to the decline of prices of key commodities such as coffee, cotton, and tobacco.

Imports from India decreased by 22.6 percent to US\$ 1.2 billion in 2015, while exports declined by 13.5 percent to US\$ 23.9 million from US\$ 27.9 million in 2014. Uganda's trade deficit with India improved by 22.8 percent to US\$ 1,129.2 million, while that with China worsened by 21.3 percent to US\$ 817.3 million. The other trading partners with which Uganda recorded trade deficits were Japan, UAE and USA estimated at US\$ 332.2 million, US\$ 323.5 million and US\$ 54.4 million, respectively.

With the exception of COMESA (excluding Rwanda, Burundi and Kenya), Uganda continued to register trade deficits with other regional trade blocs. In 2015, Uganda's trade surplus with COMESA (excluding Rwanda, Burundi and Kenya), stood at US\$ 138.2 million, which was a decrease of 22.2 percent, compared to the surplus recorded in 2014. In 2015, the trade deficit with EU increased by 29.3 percent to US\$ 196.3 million, with UK accounting for 27.6 percent of the deficit. The improvement in the trade balance over the period under review was partly attributed to the continued decline in prices of oil in the international market. Figure 22 summarises the developments of Uganda's international trade.



FIGURE 22: UGANDA'S TOTAL EXPORTS, IMPORTS AND TRADE BALANCE, 2011 -2015

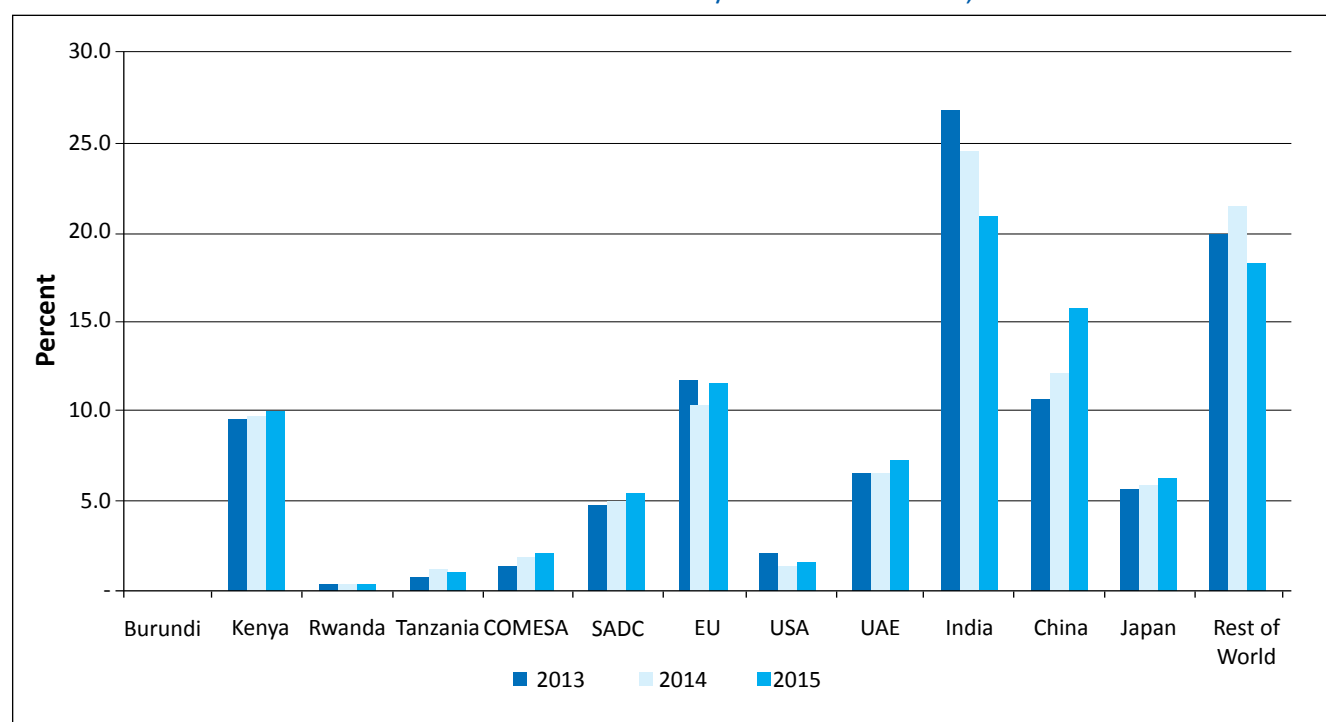


Source: UBOS, BOU and URA

Imports

Uganda's import values decreased by 9.0 percent to US\$ 5.5 billion in 2015 from US\$ 6.1 billion in 2014. The decrease was mainly attributed to falling prices of oil on the international market. The major items imported into Uganda included: petroleum products, motor vehicles, machinery, cereals, telecommunication equipment, medical and pharmaceutical products, and iron and steel. The major sources of Uganda's imports were China, India, EU, Kenya, United Arab Emirates and Japan.

FIGURE 23: UGANDA'S SHARE OF IMPORTS BY COUNTRY /REGION OF ORIGIN, 2013-2015



Source: UBOS, BOU and URA

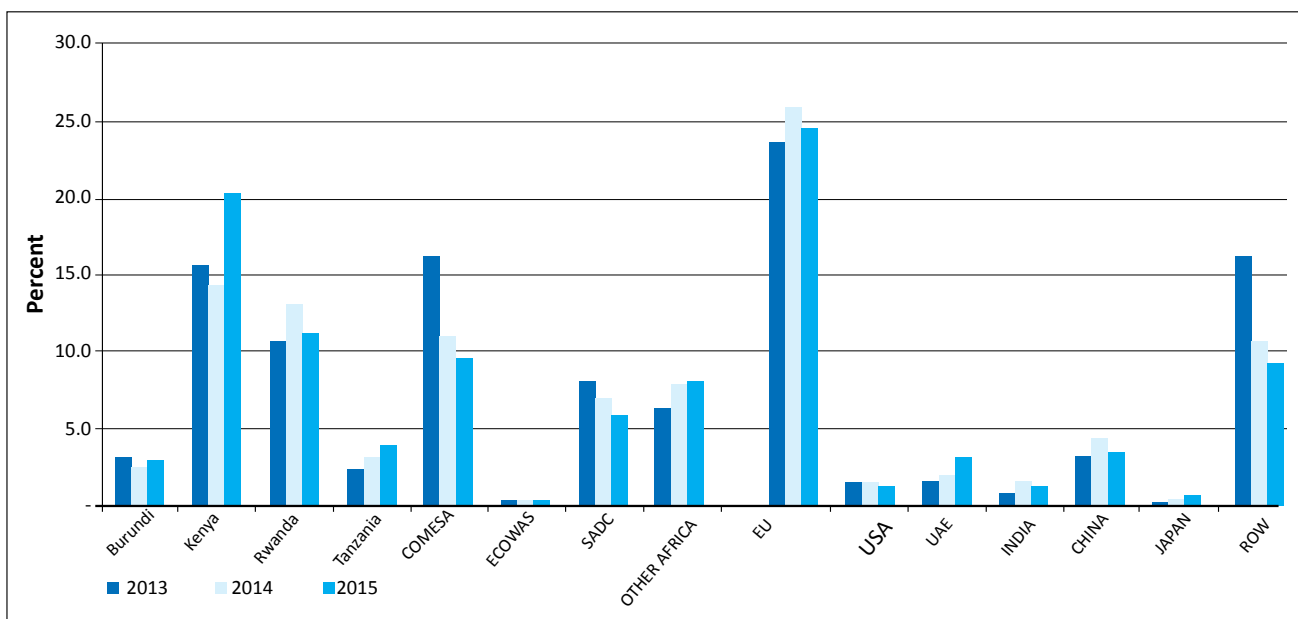
Domestic Exports

In 2015, Uganda's domestic exports increased by 3.3 percent to US\$ 1.74 billion from US\$ 1.68 billion in 2014. The major regional destinations of Uganda's domestic exports included EAC and EU countries accounting for 37.6 percent and 24.6 percent, respectively. The share of exports to the EAC Region increased slightly to 37.6 percent in 2015 from 31.4 in 2014. The value of domestic exports to EAC Region grew by 23.6 percent to US\$ 655.4 million in 2015 from US\$ 530.3 million in 2014. The major domestic products exported in 2015 included coffee, tea, fish, cement, tobacco and cotton.

37.6%
Export Increase

The major domestic products exported in 2015 included coffee, tea, fish, cement, tobacco and cotton.

FIGURE 24: UGANDA'S PERCENTAGE SHARE OF DOMESTIC EXPORTS BY DESTINATION, 2013-2015

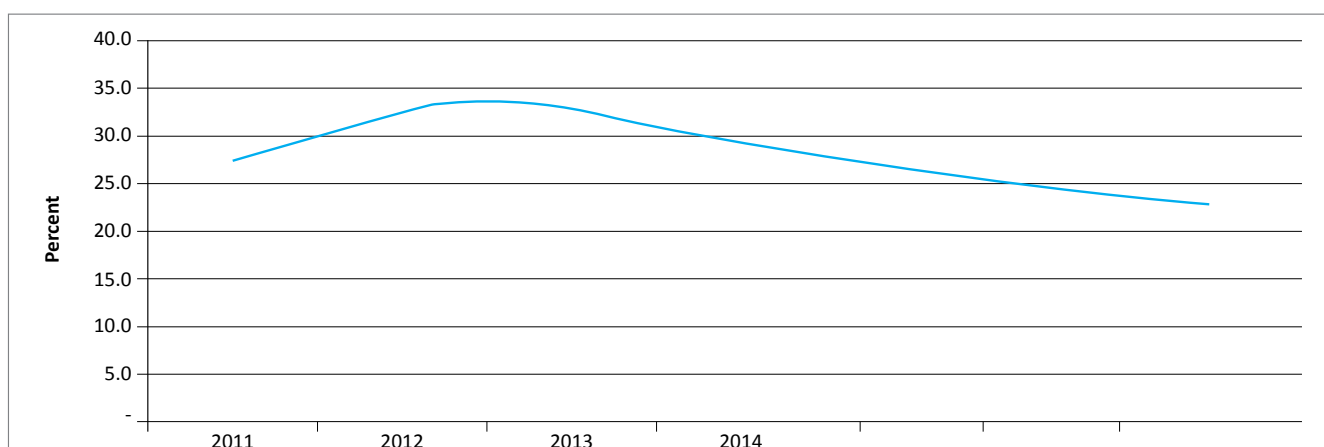


Source: UBOS, BOU and URA

Re-Exports

Uganda's re-exports decreased by 9.0 percent to US\$ 523.0 million in 2015 from US\$ 573.4 million recorded in 2014. The main items re-exported included: telephones, petroleum products, sugar and confectionary, rice animal and vegetable fats, and oil. Total re-exports accounted for 23.1 percent of Uganda's total exports. Figure 4.23 shows trends of the proportion of re-exports to total exports.

FIGURE 25: UGANDA'S RE-EXPORTS AS A PERCENT OF TOTAL EXPORTS, 2011-2015



Source: UBOS, BOU and URA

4.5.2 INTRA-EAC TRADE

In 2015, Uganda's total trade with EAC Partner States increased by 5.7 percent to US\$ 1.4 billion on account of an increase in exports. Uganda's trade balance with EAC Partner States improved to a surplus of US\$ 141.5 million in 2015 from a deficit of US\$ 42 million in 2014. The trade surplus was due to higher exports earning received in the year coupled with a reduction in the import bill. Figure 4.24 summarises the trend of Uganda's intraEAC exports, imports and trade balance.

FIGURE 25: UGANDA'S TRADE WITH EAC PARTNER STATES, 2011-2015

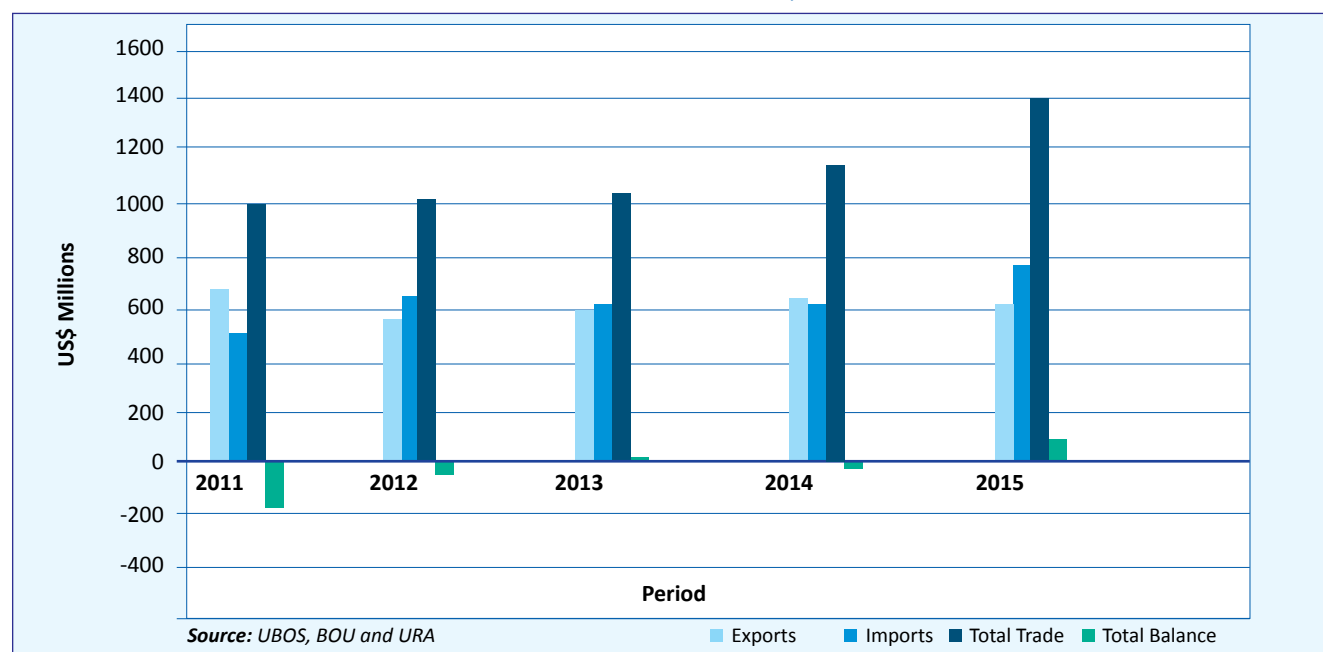


TABLE 13: UGANDA'S TRADE WITH EAC PARTNER STATES, 2011-2015 (US\$ MILLION)

| | | 2011 | 2012 | 2013 | 2014 | 2015 | Percentage Change | | | |
|-------------|---------------|---------|---------|---------|---------|---------|-------------------|---------|-----------|---------|
| | | | | | | | 2012 | 2013 | 2014 | 2015 |
| BURUNDI | Imports | 2.2 | 1.4 | 0.5 | 4.1 | 3.4 | (35.1) | (68.1) | 809.0 | (17.9) |
| | Exports | 41.5 | 46.1 | 48.7 | 43.5 | 46.3 | 11.2 | 5.7 | (10.8) | 6.5 |
| | Total trade | 43.6 | 47.5 | 49.2 | 47.6 | 49.7 | 8.9 | 3.5 | (3.3) | 4.4 |
| | Trade Balance | 39.3 | 44.7 | 48.3 | 39.3 | 42.9 | 13.8 | 8.1 | (18.5) | 9.1 |
| RWANDA | Imports | 7.9 | 5.4 | 7.4 | 10.9 | 9.4 | (32.0) | 38.0 | 47.1 | (13.9) |
| | Exports | 193.5 | 226.1 | 216.3 | 245.3 | 237.6 | 16.8 | (4.3) | 13.4 | (3.2) |
| | Total trade | 201.4 | 231.5 | 223.7 | 256.2 | 246.9 | 14.9 | (3.4) | 14.5 | (3.6) |
| | Trade Balance | 185.6 | 220.7 | 208.9 | 234.5 | 228.2 | 18.9 | (5.4) | 12.2 | (2.7) |
| KENYA | Imports | 644.6 | 590.2 | 562.8 | 593.9 | 554.5 | (8.4) | (4.6) | 5.5 | (6.6) |
| | Exports | 226.6 | 254.1 | 314.4 | 297.4 | 427.0 | 12.1 | 23.8 | (5.4) | 43.6 |
| | Total trade | 871.2 | 844.3 | 877.2 | 891.3 | 981.5 | (3.1) | 3.9 | 1.6 | 10.1 |
| | Trade Balance | (418.0) | (336.1) | (248.4) | (296.5) | (127.5) | (19.6) | (26.1) | 19.4 | (57.0) |
| TANZANIA | Imports | 38.0 | 50.0 | 45.9 | 75.7 | 62.9 | 31.6 | (8.1) | 64.9 | (16.9) |
| | Exports | 42.2 | 54.0 | 48.0 | 56.0 | 60.8 | 28.0 | (11.2) | 16.8 | 8.5 |
| | Total trade | 80.2 | 104.0 | 93.9 | 131.7 | 123.7 | 29.7 | (9.7) | 40.3 | (6.1) |
| | Trade Balance | 4.2 | 4.1 | 2.0 | (19.7) | (2.1) | (4.4) | (49.9) | (1,069.6) | (89.2) |
| INTRA-EAC** | Imports | 692.6 | 646.9 | 616.6 | 684.6 | 630.2 | (6.6) | (4.7) | 11.0 | (8.0) |
| | Exports | 503.7 | 580.3 | 627.4 | 642.2 | 771.6 | 15.2 | 8.1 | 2.4 | 20.1 |
| | Total trade | 1,196.4 | 1,227.2 | 1,244.0 | 1,326.9 | 1,401.8 | 2.6 | 1.4 | 6.7 | 5.6 |
| | Trade Balance | (188.9) | (66.7) | 10.8 | (42.4) | 141.5 | (64.7) | (116.2) | (491.7) | (433.9) |

Source: UBOS, BOU and URA

Intra-EAC Imports

Uganda's imports from EAC Partner States decreased by 8.0 percent to US\$ 630.2 million in 2015 from US\$ 684.6 million in 2014. Kenya remained Uganda's main source of imports accounting for 88.0 percent of Uganda's Intra-EAC imports valued at US\$ 554.5 million in 2015. The main imports from Kenya included petroleum products, cement, iron and steel and pharmaceutical products. Imports from Tanzania decreased to US\$ 62.9 million in 2015 from US\$ 75.7 million in 2014. The main imports from Tanzania included petroleum products, coffee and plastic products.

Intra-EAC Domestic Exports

Uganda's domestic exports to EAC Partner States increased by 23.6 percent to US\$ 655.4 million in 2015 from US\$ 530.3 million recorded in 2014 as indicated in Table 14 below. Domestic exports to Kenya increased by 43.6 percent to US\$ 427.0 million in 2015 from US\$ 297.4 million in 2014. Domestic exports to Rwanda declined by 3.2 percent to US\$ 237.6 million in 2015 from US \$245.3 million in 2014. The major items exported to Kenya included maize, tobacco and cereals.

FIGURE 25: UGANDA'S TRADE WITH EAC PARTNER STATES, 2011-2015


| | INTRA-EAC EXPORT FLOWS | 2011 | 2012 | 2013 | 2014 | 2015 |
|---------------|-----------------------------------|-------------|-------------|-------------|-------------|-------------|
| Uganda | Intra EAC Domestic Exports | 426.8 | 473.6 | 525.0 | 530.3 | 655.4 |
| | Intra EAC Re-exports | 76.9 | 106.6 | 102.4 | 112.0 | 116.2 |
| | Intra EAC Total Exports | 503.7 | 580.3 | 627.4 | 642.2 | 771.6 |
| | Percent Share of Intra-Re-exports | 15.3 | 18.4 | 16.3 | 17.4 | 15.1 |

Source: UBOS, BOU and URA

Intra-EAC Re-Exports

In 2015, Uganda's re-exports to EAC partner states were valued at US\$ 116.2 million representing an increase of 4.0 percent to US\$ 116.2 in 2015 from US\$ 111.9 million in 2014. Kenya and Rwanda were the major destinations with major re-exports being plastic products, rice, vehicles and iron and steel products.





CHAPTER 5:

**SPECIAL CATEGORY CONSIDERATIONS WITHIN EAC
CUSTOMS UNION**

5.1 EXEMPTIONS AND REMISSIONS

During the review period, Kenya, Rwanda and Tanzania recorded a decline in import levels of goods under exemptions and remissions, as shown in Table 15. Most imported goods granted exemptions and remissions included goods for investment projects, aid funded projects, charitable organizations, embassies and consulate goods. While the total duty foregone decreased by 0.8 percent to US\$ 1.59 billion in 2015 from US\$1.6 billion in 2014 as a result of elimination of some exemptions by Partner States, it was still substantial and negatively affected the total revenue yield of the Partner States.

TABLE 15: DUTY FOREGONE DUE TO EXEMPTIONS AND REMISSIONS, 2011-2015 (US\$ MILLION)

| Partner States | Heading | 2011 | 2012 | 2013 | 2014 | 2015 | Percentage change | | | |
|----------------------|---------------------|--------|--------|--------|--------|--------|-------------------|--------|--------|---------|
| | | | | | | | 2012 | 2013 | 2014 | 2015 |
| UGANDA | Value of Exemptions | 374.5 | 323.20 | 591.63 | 295.59 | 305.86 | (13.7) | 83.1 | (50.0) | 3.5 |
| | Revenue Foregone | 70.3 | 88.94 | 130.77 | 53.18 | 70.09 | 26.6 | 47.0 | (59.3) | 31.8 |
| | Total Trade Taxes | 1122.5 | 1188.7 | 1285.9 | 1503.9 | 1486.8 | 5.9 | 8.2 | 17.0 | (1.1) |
| | Percent Foregone | 5.9 | 7.0 | 9.2 | 3.4 | 4.5 | 18.2 | 32.6 | (63.0) | 31.8 |
| TANZANIA | Value of Exemptions | 2032.8 | 2683.0 | 3664.2 | 3940.8 | 2868.1 | 32.0 | 36.6 | 7.5 | (27.2) |
| | Revenue Foregone | 483.2 | 671.0 | 1131.9 | 730.9 | 592.6 | 38.9 | 68.7 | (35.4) | (18.9) |
| | Total Trade Taxes | 1600.2 | 1800.5 | 2108.8 | 2315.3 | 2338.3 | 12.5 | 17.1 | 9.8 | 1.0 |
| | Percent Foregone | 23.2 | 27.1 | 34.9 | 24.0 | 20.2 | 17.1 | 28.7 | (31.3) | (15.7) |
| KENYA | Value of Exemptions | 3620.8 | 4421.7 | 3621.0 | 3032.8 | 3126.5 | 22.1 | (16.2) | 3.1 | (100.5) |
| | Revenue Foregone | 787.0 | 934.0 | 838.5 | 621.0 | 664.2 | 18.7 | (10.2) | (25.9) | 6.9 |
| | Total Trade Taxes | 2640.4 | 2990.1 | 3163.0 | 3885.4 | 3838.6 | 13.2 | 5.8 | 22.8 | (1.2) |
| | Percent Foregone | 23.0 | 23.8 | 21.0 | 13.8 | 14.8 | 3.6 | (12.0) | (34.2) | 7.0 |
| RWANDA | Value of Exemptions | 501.8 | 780.4 | 671.1 | 684.3 | 646.6 | 55.5 | (14.0) | 2.0 | (5.5) |
| | Revenue Foregone | 134.9 | 193.9 | 169.1 | 189.4 | 182.2 | 43.7 | (12.8) | 12.0 | (3.8) |
| | Total Trade taxes | 284.5 | 301.4 | 310.3 | 342.7 | 369.4 | 6.0 | 3.0 | 10.4 | 7.8 |
| | Percent Foregone | 47.4 | 64.3 | 54.5 | 55.3 | 49.3 | 35.6 | (15.3) | 1.4 | (10.8) |
| BURUNDI | Value of Exemptions | 173.8 | 528.3 | 369.8 | 77.8 | 340.8 | 203.9 | (30.0) | (79.0) | 338.2 |
| | Revenue Foregone | 59.1 | 120.2 | 70.8 | 7.6 | 80.4 | 103.3 | (41.1) | (89.3) | 964.7 |
| | Total Trade taxes | 349.7 | 149.6 | 124.8 | 147.5 | 143.2 | (57.2) | (16.6) | 18.2 | (2.9) |
| | %age Foregone | 16.9 | 80.4 | 56.8 | 5.1 | 56.1 | 375.3 | (29.4) | (91.0) | 996.2 |
| EAC REVENUE FOREGONE | | 1534.6 | 2008.1 | 2341.1 | 1602.1 | 1589.5 | | | | |

Source: Respective Customs authorities and National Statistics offices

Burundi

In Burundi, the value of goods imported under exemptions and remissions regime recorded an increase to US\$ 310.9 million in 2015 from US\$ 77.6 million in 2014. Similarly, revenue foregone increased to US\$ 80.4 million in 2015 from US\$ 7.55 million in 2014 during the same period.

Kenya

In Kenya, the value of goods imported under exemptions and remissions regime increased by 3.1 percent to US\$ 3,126.5 million in 2015 from US\$ 3,032.8 million in 2014. Similarly, revenue foregone increased by 7.0 percent to US\$ 664.2 million in 2015 from US\$ 621.0 million in 2014.

The revenue foregone as a result of exemptions as a percentage of GDP rose to 1.1 percent in 2015 from 1.0 percent in 2014.

Rwanda

Rwanda's imports subject to exemptions decreased by 5.5 percent to US\$ 646.6 million in 2015 from US\$ 684.3 million in 2014. Revenue foregone decreased by 3.81 percent to US\$ 182.2 million in 2015 from US\$ 189.4 million in 2014. Trade taxes increased by 7.8 percent to US\$ 369.4 million in 2015 from US\$ 342.7 million in 2014. The commodities that have benefited from these exemptions are mainly rolled iron and steel, medicaments and other medical instruments. Duty foregone as percentage of GDP decreased to 2.2 percent in 2015 from 2.4 percent recorded in 2014.


Tanzania

In 2015, the value of goods imported under exemptions and remissions regime amounted to US\$ 2.9 billion, which was 27.2 percent lower than the amount recorded in 2014. Similarly, revenue foregone as a result of the exemptions went down to US\$ 592.6 million in 2015 from US\$ 730.9 million in 2014.

Uganda

During 2015, the value of imports that qualified under exemption and remissions regime increased to US\$ 305.9 million in 2015 from US\$ 295.6 million in 2014. Similarly, revenue foregone as a result of the exemptions increased to US\$ 70.1 million from US\$ 53.2 million recorded in 2014. The major goods imported under the exemption regime included parts of helicopters/planes, photo sensitive semiconductor devices, mosquito nets and diagnostic or lab reagents.

5.2 SENSITIVE GOODS



The value of imported sensitive goods by EAC Partner States decreased by 6.8 percent to US\$ 3.4 billion in 2015 from US\$ 3.7 billion in 2014. The value of sensitive goods imported from EAC Partner States decreased by 15.8 percent to US\$ 402.6 million in 2015, from US\$ 477.9 million in 2014. Similarly, the value of sensitive goods imported from non-EAC countries decreased by 5.4 percent to US\$ 3.0 billion in 2015 from US\$ 3.2 billion in 2014.

Burundi

Burundi's imports of sensitive goods from non-EAC countries decreased by 24 percent to US\$ 55.0 million in 2015 from US\$ 72.5 million in 2014. During the same period, the value of sensitive goods imported from EAC Partner States increased by 44.8 percent to US\$ 39.81 million in 2015 from US\$ 27.51 million recorded in 2014. Burundi's total imports of sensitive goods decreased by 5.2 percent to US\$ 94.8 million in 2015 from US\$ 100 million in 2014.

Kenya

Kenya's imports of sensitive products from non-EAC countries decreased by 1.9 percent to US\$ 1,341.3 million in 2015 from US\$ 1,367.9 million in 2014. This was largely on account of decreases in the import values of motor vehicles for transportation of goods; wheat and meslin; and rice. During the review period, imports of wheat and meslin decreased by 5.6 percent to US\$ 361.7 million. Rice imports decreased by 19.9 percent to US\$ 134.7 million, while those of motor vehicles for transport of goods decreased by 2.9 percent to US\$ 362.7 million. However, imports of cane or beet sugar increased by 28.5 percent from US\$ 93.5 million in 2014 to US\$ 120.1 in 2015. Imports of sensitive products from EAC Partner States decreased by 10.6 percent to US\$ 144.4 million in 2015 from US\$ 161.5 million in 2014.

Rwanda

In 2015, Rwanda's imports of sensitive goods from non-EAC countries increased by 14.5 percent to US\$ 200.93 million from US\$ 191.56 million in 2014. Major imports included sugar, wheat, motor vehicles for the transportation of goods, worn clothing, and rice. Rwanda's imports of sensitive goods from EAC Partner States decreased by 14.57 per cent from US\$ 131.63 million in 2014 to US\$ 112.46 million in 2015. Major sensitive products imported by Rwanda from EAC Partner States included cement and maize. Rwanda's total imports of sensitive products decreased by 3 percent to US\$ 313.4 million in 2015 from US\$ 323.2 million in 2014.

Tanzania

Tanzania's imports of sensitive goods from non-EAC countries decreased by 10.1 percent to 869.14 US\$ million in 2015 from US\$ 967.2 million in 2014. Goods that recorded significant increase include cereal flours, industrial sugar, woven fabrics of cotton, primary cells and batteries. Goods that recorded decrease include Portland cement, matches, woven fabrics with man-made fibres, maize corn, wheat or meslin flour. The value of sensitive goods imported from EAC Partner States decreased by 65.7 percent to US\$ 17.7 million in 2015 from US\$ 51.7 million in 2014. This can be accounted for by the decrease in importation of milk and cream, beer made from malt, tobacco and Portland cement. Tanzania's total imports of sensitive goods decreased by 13 percent to US\$ 886.8 million in 2015 from US\$ 1.0 billion in 2014.

Uganda

In 2015, the total value of sensitive goods imported in Uganda decreased by 8.3 percent to US\$ 652.3 million from US\$ 711.3 million recorded in 2014. The value of sensitive goods imported from non-EAC countries decreased by 6.9 percent to US\$ 564.1 million in 2015 from US\$ 605.8 million in 2014. The major sensitive goods imported from non-EAC Partner States included wheat and meslin, motor vehicles, sugar and worn clothing. The imports of sensitive goods from EAC Partner States also decreased by 16.5 percent to US\$ 88.2 million in 2015 from US\$ 105.6 million in 2014. The main imports of sensitive products from EAC Partner States mainly included cement, beer, cigarettes and rice.

5.3 EXCISABLE PRODUCTS

In 2015, the importation of excisable goods in the EAC Region decreased by 27.0 percent to US\$ 11.1 billion from US\$ 15.2 billion in 2014, with petroleum products accounting for the largest share of the total excisable imports.

Burundi

Imports of excisable goods decreased by 40 percent to US\$ 258.8 million in 2015 from US\$ 433.8 million in 2014. The decline was largely attributed to a decrease of 46 percent and 30 percent in imports of petroleum products and imports of motor cars, and other motor vehicles for the transport of persons, respectively.

Kenya

Imports of excisable goods decreased by 34.1 percent to US\$ 2.9 billion in 2015 from US\$ 4.3 billion in 2014. The decrease was largely attributed to a 40.7 percent decrease in imports of petroleum products to US\$ 2.2 billion in the same period from US\$ 3.7 billion in 2014.

Rwanda

In 2015, Rwanda's value of imported excisable goods decreased by 13.0 percent, to US\$ 190.5 million from US\$ 218.8 million in 2014. The reduced import value of excisable goods was attributed to a 55.3 percent decrease in imports of petroleum oils to US\$ 38.0 million in 2015 from US\$ 85.0 million in 2014.

Tanzania

In 2015, the value of Tanzania's imported goods that attracted excise duty decreased by 23.8 percent to US\$ 4.2 billion from US\$ 5.5 billion in 2014. The decrease was mainly attributed to the reduction of imports of petroleum products, mineral fuels, tobacco and plastic items.

Uganda

Uganda's imports of excisable products decreased to US\$ 1.1 billion in 2015 from US\$ 2.2 billion in 2014. The major drivers of the decrease in the value of excisable products were the decrease in imports of petroleum products to US\$ 850.2 million in 2015 from US\$ 1.4 billion in 2014 and that of sugar to US\$ 78.9 million from US\$110.2 million in 2014. Also salt and sulphur imports decreased to US \$35.3 million from US\$ 137.8 million in 2014. These commodities constituted the major excisable products in the year jointly accounting for over 88.9 percent of the total value of excisable products.

5.4 TARIFF BANDS

The EAC Customs Union adopted a three tariff band structure with different rates as illustrated in Table 5.2. As shown in the table, raw materials and capital goods were charged at zero percent. Most of the goods imported in all EAC Partner States were under the category of zero tariff band. Imported goods under this category were mostly used in production and investment projects. Intermediate goods are charged a rate of 10 percent while finished goods are charged an import duty of 25 percent.

TABLE 16: VALUE OF IMPORTS BY TARIFF BAND, 2011-2015 (US\$ MILLION)

| Partner State | Tariff Band | 2011 | 2012 | 2013 | 2014 | 2015 | % Share | | | | |
|---------------|--------------|------------------|------------------|------------------|------------------|------------------|-------------|-------------|--------------|---------------|---------------|
| | | | | | | | 2011 | 2012 | 2013 | 2014 | 2015 |
| KENYA | 0 | 9,830.07 | 10,600.19 | 10,430.38 | 11,995.15 | 9,652.30 | 26.4 | 7.8 | (1.6) | 15.0 | (19.5) |
| | 10 | 1,642.70 | 2,028.91 | 2,197.50 | 2,352.88 | 2,248.24 | 13.3 | 23.5 | 8.3 | 7.1 | (4.4) |
| | 25 | 2,375.75 | 2,702.92 | 2,938.52 | 3,137.52 | 3,257.21 | 12.2 | 13.8 | 8.7 | 6.8 | 3.8 |
| | >25 | 797.79 | 894.81 | 844.63 | 920.64 | 842.70 | 30.7 | 12.2 | (5.6) | 9.0 | (8.5) |
| | Total | 14,646.30 | 16,226.84 | 16,411.03 | 18,406.19 | 16,000.45 | 22.5 | 10.8 | 1.1 | 12.2 | (13.1) |
| TANZANIA | 0 | 7,289.12 | 6,937.59 | 7,303.27 | 7,539.03 | 5,862.26 | 62.5 | (4.8) | 5.3 | 3.2 | (22.2) |
| | 10 | 1,860.48 | 2,292.71 | 2,257.11 | 2,309.82 | 2,071.97 | (19.1) | 23.2 | (1.6) | 2.3 | (10.3) |
| | 25 | 1,787.79 | 2,228.18 | 2,697.10 | 2,663.14 | 2,373.45 | 61.5 | 24.6 | 21.0 | (1.3) | (10.9) |
| | > 25 | 242.71 | 257.25 | 267.52 | 255.26 | 237.80 | 47.7 | 6.0 | 4.0 | (4.6) | (6.8) |
| | Total | 11,180.10 | 11,715.73 | 12,525.00 | 12,767.25 | 10,545.48 | 38.8 | 4.8 | 6.9 | 1.9 | (17.4) |
| UGANDA | 0% | 4,297.0 | 4,554.1 | 4,150.9 | 4,258.6 | 3,992.2 | 23.2 | 6.0 | (8.9) | 2.6 | (6.3) |
| | 2% | - | - | - | - | - | (100.0) | - | - | - | 1.0 |
| | 4% | 1.6 | 2.4 | 2.6 | 2.5 | 0.1 | (26.5) | 46.3 | 6.3 | (2.9) | (95.5) |
| | 6% | 23.9 | 32.7 | 35.1 | 38.3 | 11.5 | (6.0) | 36.8 | 7.2 | 9.1 | (69.9) |
| | 10% | 337.8 | 373.2 | 547.8 | 650.6 | 561.7 | 16.0 | 10.5 | 46.8 | 18.8 | (13.7) |
| | 25% | 839.9 | 864.2 | 861.7 | 883.7 | 754.1 | 17.1 | 2.9 | (0.3) | 2.5 | (14.7) |
| | >25% | 130.7 | 216.2 | 219.4 | 239.9 | 208.5 | (7.9) | 65.4 | 1.5 | 9.3 | (13.1) |
| | Total | 5,630.9 | 6,042.8 | 5,817.5 | 6,073.5 | 5,528.1 | 20.7 | 7.3 | (3.7) | 4.4 | (9.0) |
| RWANDA | 0% | 950.5 | 980.13 | 1,073.27 | 1,267.42 | 949.22 | 80.8 | 3.1 | 9.5 | 18.1 | (25.1) |
| | 5% | 72.3 | 311.24 | 176.30 | 73.57 | - | - | 330.2 | (43.4) | (58.3) | (100.0) |
| | 10% | 141.9 | 174.23 | 184.30 | 118.52 | 241.85 | (11.0) | 22.8 | 5.8 | (35.7) | 104.1 |
| | 15% | - | - | - | - | - | - | - | - | - | 1.0 |
| | 25% | 176.6 | 147.17 | 169.66 | 203.16 | 717.82 | (56.8) | (16.7) | 15.3 | 19.7 | 253.3 |
| | >25% | 18.4 | 33.11 | 53.44 | 41.73 | 73.86 | (72.1) | 80.3 | 61.4 | (21.9) | 77.0 |
| | Total | 1,359.7 | 1,645.9 | 1,657.0 | 1,704.4 | 1,982.8 | 17.2 | 21.0 | 0.7 | 2.9 | 16.3 |
| BURUNDI | 0% | 491.0 | 531.1 | 649.8 | 597.8 | 619.8 | 38.2 | 8.2 | 22.3 | (8.0) | 3.7 |
| | 10% | 268.3 | 223.1 | 199.6 | 57.5 | 58.1 | 386.6 | (16.8) | (10.5) | (71.2) | 1.2 |
| | 25% | 134.4 | 139.2 | 132.8 | 116.2 | 102.8 | 19.5 | 3.6 | (4.6) | (12.5) | (11.6) |
| | >25% | 17.6 | 52.7 | 23.3 | 10.5 | 12.2 | 4.2 | 198.8 | (55.9) | (55.1) | 16.7 |
| | Total | 911.3 | 946.1 | 1,005.4 | 781.9 | 792.8 | 68.8 | 3.8 | 6.3 | (22.2) | 1.4 |

Source: Partner States' Revenue Authorities

Burundi

In 2015, the share of Burundi's imported goods under zero percent tariff band to total imports increased to 78.2 percent in 2015 from 76.5 percent recorded in 2014. The value of imported goods under the zero percent tariff band increased to US \$ 619.8 million in 2015 from US\$ 597.8 million in 2014.

During the same period, the value of Burundi's imported goods under 10 percent and above 25 percent tariff band improved by 1.2 percent and 16.7 per cent, respectively. On the other hand, the value of imported goods under 25 percent declined by 11.6 per cent.

Kenya

The share of Kenya's goods imported under zero percent tariff band to total imports decreased to 60.3 percent in 2015 from 65.2 percent in 2014. The value of goods imported under the 0 percent tariff band decreased to US\$ 9.7 billion in 2015 from US\$ 12.0 billion in 2014. During the review period, the share of goods imported under 10 percent tariff band increased to 14.1 percent in 2015 from 12.8 percent in 2014, while those under 25 percent tariff band increased to 20.4 percent in 2015 from 17.1 percent in 2014.

Rwanda

In 2015, Rwanda commenced full implementation of the three tariff band structure that was agreed in July 2009, with the exception of sensitive products that were charged at rates above 25 per cent. In line with the new investment code in Rwanda, the exceptional flat rate of 5 percent previously applied to import of goods under the former Rwandan investment code were no longer applied in 2015.

Rwanda's imports of goods under zero percent tariffs decreased by 25.1 per cent to US\$ 949.2 million in 2015 from US\$ 1.3 billion in 2014 and accounted for 47.87 percent of the total value of imports (including exemptions). Imports under the 10 percent tariff accounted for 12.2 percent of total imports and increased by 104.1 percent to US\$ 241.85 million in 2015 from US\$ 118.5 million in 2014 while imports under the 25 percent tariff accounted for 36.2 percent of total imports and increased by 77.0 percent to US\$ 73.9 million in 2015 from US\$ 41.7 million in 2014.

Tanzania

In Tanzania, merchandise imports under the zero tariff band accounted for 55.6 percent of the total imports in 2015. Total imports under the zero rate decreased by 22.2 percent to US\$ 5.9 billion from US\$ 7.5 billion recorded in 2014. The value of goods imported under the 10 percent tariff band decreased by 10.3 percent to US\$ 2.1 billion in 2015 from US\$ 2.3 billion in 2014. Similarly, the value of goods imported under the 25 percent tariff band decreased by 10.9 percent to US\$ 2.4 billion in 2015 from US\$ 2.7 billion in 2014.

Uganda

In 2015, the value of goods imported under the zero percent tariff band accounted for 65.7 percent of total imports. This was a decrease of 4.4 percent to US\$ 3.99 billion in 2015 from US\$ 4.3 billion recorded in 2014. The major imports under the zero percent tariff band included crude palm oil, mineral fuels and oils, machinery and appliances, electrical equipment, pharmaceutical products and iron & steel. During the same period, imports under the 10 percent tariff band decreased by 1.5 percent to US\$ 561.7 million from US\$ 650.6 million in 2014. The growth in imports under the 10 percent band was slower than the 10.7 percent growth registered in 2014. The main products under 10 percent band included wheat, vehicles for the transport of goods, new pneumatic tyres, bituminous mixtures and vehicles parts and accessories. The value of imports under the 25 percent tariff band decreased by 2.1 percent to US\$ 754.1 million in 2015 from US\$ 883.7 million in 2014. Goods imported under the 25 percent tariff band constituted about 12.4 percent of total imports into the country and mainly included vehicles, palm olefin and footwear.

CHAPTER 6:

CUSTOMS REVENUE PERFORMANCE IN EAC

In 2015, total customs revenue from EAC Partner States increased marginally by 0.3 percent from US\$ 8,196.8 million in 2014 to US\$ 8,223.7 million in 2015. The share of customs revenue to total revenue increased by 1.1 percentage point from 35.6 percent in 2014 to 36.7 percent in 2015 as illustrated in Table 17.

TABLE 17: CUSTOMS REVENUE COLLECTED BY EAC PARTNER STATES, 2011-2015 (US\$ MILLION)

| Partner state | Tax head | 2011 | | 2012 | | 2013 | | 2014 | | 2015 | | Actual | 2011 | 2012 | 2013 | 2014 | 2015 | 2015 | 2015 | 2015 | 2015 | 2015 | 2015 | 2015 | 2015 | 2015 | 2015 | 2015 | 2015 | 2015 | 2015 | 2015 | 2015 | 2015 | 2015 | 2015 | 2015 | 2015 | 2015 | 2015 | 2015 | 2015 | 2015 | 2015 | 2015 | 2015 | 2015 | 2015 | 2015 | 2015 | 2015 | 2015 | 2015 | 2015 | 2015 | 2015 | 2015 | 2015 | 2015 | 2015 | 2015 | 2015 | 2015 | 2015 | 2015 | 2015 | 2015 | 2015 | 2015 | 2015 | 2015 | 2015 | 2015 | 2015 | 2015 | 2015 | 2015 | 2015 | 2015 | 2015 | 2015 | 2015 | 2015 | 2015 | 2015 | 2015 | 2015 | 2015 | 2015 | 2015 | 2015 | 2015 | 2015 | 2015 | 2015 | 2015 | 2015 | 2015 | 2015 | 2015 | 2015 | 2015 | 2015 | 2015 | 2015 | 2015 | 2015 | 2015 | 2015 | 2015 | 2015 | 2015 | 2015 | 2015 | 2015 | 2015 | 2015 | 2015 | 2015 | 2015 | 2015 | 2015 | 2015 | 2015 | 2015 | 2015 | 2015 | 2015 | 2015 | 2015 | 2015 | 2015 | 2015 | 2015 | 2015 | 2015 | 2015 | 2015 | 2015 | 2015 | 2015 | 2015 | 2015 | 2015 | 2015 | 2015 | 2015 | 2015 | 2015 | 2015 | 2015 | 2015 | 2015 | 2015 | 2015 | 2015 | 2015 | 2015 | 2015 | 2015 | 2015 | 2015 | 2015 | 2015 | 2015 | 2015 | 2015 | 2015 | 2015 | 2015 | 2015 | 2015 | 2015 | 2015 | 2015 | 2015 | 2015 | 2015 | 2015 | 2015 | 2015 | 2015 | 2015 | 2015 | 2015 | 2015 | 2015 | 2015 | 2015 | 2015 | 2015 | 2015 | 2015 | 2015 | 2015 | 2015 | 2015 | 2015 | 2015 | 2015 | 2015 | 2015 | 2015 | 2015 | 2015 | 2015 | 2015 | 2015 | 2015 | 2015 | 2015 | 2015 | 2015 | 2015 | 2015 | 2015 | 2015 | 2015 | 2015 | 2015 | 2015 | 2015 | 2015 | 2015 | 2015 | 2015 | 2015 | 2015 | 2015 | 2015 | 2015 | 2015 | 2015 | 2015 | 2015 | 2015 | 2015 | 2015 | 2015 | 2015 | 2015 | 2015 | 2015 | 2015 | 2015 | 2015 | 2015 | 2015 | 2015 | 2015 | 2015 | 2015 | 2015 | 2015 | 2015 | 2015 | 2015 | 2015 | 2015 | 2015 | 2015 | 2015 | 2015 | 2015 | 2015 | 2015 | 2015 | 2015 | 2015 | 2015 | 2015 | 2015 | 2015 | 2015 | 2015 | 2015 | 2015 | 2015 | 2015 | 2015 | 2015 | 2015 | 2015 | 2015 | 2015 | 2015 | 2015 | 2015 | 2015 | 2015 | 2015 | 2015 | 2015 | 2015 | 2015 | 2015 | 2015 | 2015 | 2015 | 2015 | 2015 | 2015 | 2015 | 2015 | 2015 | 2015 | 2015 | 2015 | 2015 | 2015 | 2015 | 2015 | 2015 | 2015 | 2015 | 2015 | 2015 | 2015 | 2015 | 2015 | 2015 | 2015 | 2015 | 2015 | 2015 | 2015 | 2015 | 2015 | 2015 | 2015 | 2015 | 2015 | 2015 | 2015 | 2015 | 2015 | 2015 | 2015 | 2015 | 2015 | 2015 | 2015 | 2015 | 2015 | 2015 | 2015 | 2015 | 2015 | 2015 | 2015 | 2015 | 2015 | 2015 | 2015 | 2015 | 2015 | 2015 | 2015 | 2015 | 2015 | 2015 | 2015 | 2015 | 2015 | 2015 | 2015 | 2015 | 2015 | 2015 | 2015 | 2015 | 2015 | 2015 | 2015 | 2015 | 2015 | 2015 | 2015 | 2015 | 2015 | 2015 | 2015 | 2015 | 2015 | 2015 | 2015 | 2015 | 2015 | 2015 | 2015 | 2015 | 2015 | 2015 | 2015 | 2015 | 2015 | 2015 | 2015 | 2015 | 2015 | 2015 | 2015 | 2015 | 2015 | 2015 | 2015 | 2015 | 2015 | 2015 | 2015 | 2015 | 2015 | 2015 | 2015 | 2015 | 2015 | 2015 | 2015 | 2015 | 2015 | 2015 | 2015 | 2015 | 2015 | 2015 | 2015 | 2015 | 2015 | 2015 | 2015 | 2015 | 2015 | 2015 | 2015 | 2015 | 2015 | 2015 | 2015 | 2015 | 2015 | 2015 | 2015 | 2015 | 2015 | 2015 | 2015 | 2015 | 2015 | 2015 | 2015 | 2015 | 2015 | 2015 | 2015 | 2015 | 2015 | 2015 | 2015 | 2015 | 2015 | 2015 | 2015 | 2015 | 2015 | 2015 | 2015 | 2015 | 2015 | 2015 | 2015 | 2015 | 2015 | 2015 | 2015 | 2015 | 2015 | 2015 | 2015 | 2015 | 2015 | 2015 | 2015 | 2015 | 2015 | 2015 | 2015 | 2015 | 2015 | 2015 | 2015 | 2015 | 2015 | 2015 | 2015 | 2015 | 2015 | 2015 | 2015 | 2015 | 2015 | 2015 | 2015 | 2015 | 2015 | 2015 | 2015 | 2015 | 2015 | 2015 | 2015 | 2015 | 2015 | 2015 | 2015 | 2015 | 2015 | 2015 | 2015 | 2015 | 2015 | 2015 | 2015 | 2015 | 2015 | 2015 | 2015 | 2015 | 2015 | 2015 | 2015 | 2015 | 2015 | 2015 | 2015 | 2015 |
|---------------|----------|------|--|------|--|------|--|------|--|------|--|--------|------|------|------|------|------|------|------|------|------|------|------|------|------|------|------|------|------|------|------|------|------|------|------|------|------|------|------|------|------|------|------|------|------|------|------|------|------|------|------|------|------|------|------|------|------|------|------|------|------|------|------|------|------|------|------|------|------|------|------|------|------|------|------|------|------|------|------|------|------|------|------|------|------|------|------|------|------|------|------|------|------|------|------|------|------|------|------|------|------|------|------|------|------|------|------|------|------|------|------|------|------|------|------|------|------|------|------|------|------|------|------|------|------|------|------|------|------|------|------|------|------|------|------|------|------|------|------|------|------|------|------|------|------|------|------|------|------|------|------|------|------|------|------|------|------|------|------|------|------|------|------|------|------|------|------|------|------|------|------|------|------|------|------|------|------|------|------|------|------|------|------|------|------|------|------|------|------|------|------|------|------|------|------|------|------|------|------|------|------|------|------|------|------|------|------|------|------|------|------|------|------|------|------|------|------|------|------|------|------|------|------|------|------|------|------|------|------|------|------|------|------|------|------|------|------|------|------|------|------|------|------|------|------|------|------|------|------|------|------|------|------|------|------|------|------|------|------|------|------|------|------|------|------|------|------|------|------|------|------|------|------|------|------|------|------|------|------|------|------|------|------|------|------|------|------|------|------|------|------|------|------|------|------|------|------|------|------|------|------|------|------|------|------|------|------|------|------|------|------|------|------|------|------|------|------|------|------|------|------|------|------|------|------|------|------|------|------|------|------|------|------|------|------|------|------|------|------|------|------|------|------|------|------|------|------|------|------|------|------|------|------|------|------|------|------|------|------|------|------|------|------|------|------|------|------|------|------|------|------|------|------|------|------|------|------|------|------|------|------|------|------|------|------|------|------|------|------|------|------|------|------|------|------|------|------|------|------|------|------|------|------|------|------|------|------|------|------|------|------|------|------|------|------|------|------|------|------|------|------|------|------|------|------|------|------|------|------|------|------|------|------|------|------|------|------|------|------|------|------|------|------|------|------|------|------|------|------|------|------|------|------|------|------|------|------|------|------|------|------|------|------|------|------|------|------|------|------|------|------|------|------|------|------|------|------|------|------|------|------|------|------|------|------|------|------|------|------|------|------|------|------|------|------|------|------|------|------|------|------|------|------|------|------|------|------|------|------|------|------|------|------|------|------|------|------|------|------|------|------|------|------|------|------|------|------|------|------|------|------|------|------|------|------|
|---------------|----------|------|--|------|--|------|--|------|--|------|--|--------|------|------|------|------|------|------|------|------|------|------|------|------|------|------|------|------|------|------|------|------|------|------|------|------|------|------|------|------|------|------|------|------|------|------|------|------|------|------|------|------|------|------|------|------|------|------|------|------|------|------|------|------|------|------|------|------|------|------|------|------|------|------|------|------|------|------|------|------|------|------|------|------|------|------|------|------|------|------|------|------|------|------|------|------|------|------|------|------|------|------|------|------|------|------|------|------|------|------|------|------|------|------|------|------|------|------|------|------|------|------|------|------|------|------|------|------|------|------|------|------|------|------|------|------|------|------|------|------|------|------|------|------|------|------|------|------|------|------|------|------|------|------|------|------|------|------|------|------|------|------|------|------|------|------|------|------|------|------|------|------|------|------|------|------|------|------|------|------|------|------|------|------|------|------|------|------|------|------|------|------|------|------|------|------|------|------|------|------|------|------|------|------|------|------|------|------|------|------|------|------|------|------|------|------|------|------|------|------|------|------|------|------|------|------|------|------|------|------|------|------|------|------|------|------|------|------|------|------|------|------|------|------|------|------|------|------|------|------|------|------|------|------|------|------|------|------|------|------|------|------|------|------|------|------|------|------|------|------|------|------|------|------|------|------|------|------|------|------|------|------|------|------|------|------|------|------|------|------|------|------|------|------|------|------|------|------|------|------|------|------|------|------|------|------|------|------|------|------|------|------|------|------|------|------|------|------|------|------|------|------|------|------|------|------|------|------|------|------|------|------|------|------|------|------|------|------|------|------|------|------|------|------|------|------|------|------|------|------|------|------|------|------|------|------|------|------|------|------|------|------|------|------|------|------|------|------|------|------|------|------|------|------|------|------|------|------|------|------|------|------|------|------|------|------|------|------|------|------|------|------|------|------|------|------|------|------|------|------|------|------|------|------|------|------|------|------|------|------|------|------|------|------|------|------|------|------|------|------|------|------|------|------|------|------|------|------|------|------|------|------|------|------|------|------|------|------|------|------|------|------|------|------|------|------|------|------|------|------|------|------|------|------|------|------|------|------|------|------|------|------|------|------|------|------|------|------|------|------|------|------|------|------|------|------|------|------|------|------|------|------|------|------|------|------|------|------|------|------|------|------|------|------|------|------|------|------|------|------|------|------|------|------|------|------|------|------|------|------|------|------|------|------|------|------|------|------|------|------|------|------|------|------|------|------|------|------|------|------|------|------|------|------|------|

6.1 BURUNDI

In 2015, Burundi's total customs revenue increased to US\$ 190.6 million from US\$ 147.5 million in 2014. The share of total customs revenue to total tax revenue increased to 50.7 percent in 2015 from 34.8 percent in 2014. VAT on imports accounted for 22.9 percent of the total customs revenue and decreased by 9.9 percent in 2015. The performance rate for VAT and import duty decreased to a performance rate of 48.6 percent and 85.7 percent from 100.4 percent and 94.1 percent in 2014, respectively.

6.2 KENYA

Kenya's total customs revenue decreased to US\$ 3,838.6 million in 2015 from US\$ 3,885.4 million in 2014. This translated into a performance rate of 94.8 percent of the set target of US\$ 4,048.9 million. The share of total customs revenue to total revenue increased to 33.8 percent in 2015 from 33.7 percent in 2014. VAT on imports accounted for 36.4 percent of the total customs revenue decreasing by 5.8 percent to US\$ 1,398.4 in 2015 from US\$ 1,484.7 million in 2014. The performance rates for VAT and import duty increased to 88.6 percent and 97.3 percent in 2015 from 87.4 percent and 84.5 percent in 2014, respectively.

6.3 RWANDA

Rwanda total tax revenues increased by 7.08 percent to US\$ 1,278.8 million in 2015 from US\$ 1,194.2 million in 2014 against a target of US\$ 1,235.0 million. The overall performance rate was 103.5 percent. Customs revenue collections increased by 7.8 percent to US\$ 369.4 million in 2015 from US\$ 342.7 million in 2014. The customs performance rate was 105.5 percent against a target of US\$ 350.2 million. Excise duty recorded an increase of 5.2 percent while VAT on imports increased by 5.8 percent. Import duty also increased by 20.0 percent leading to an increase of 7.6 percent of the total revenue in 2015.

6.4 TANZANIA

Tanzania's total revenue collected in 2015 decreased by 7.0 percent to US\$ 5939.0 million from US\$ 6,384.5 million in 2014. Customs revenue increased by 1.0 percent to US\$ 2,338.3 million in 2015 from US\$ 2,315.3 million in 2014. VAT on imports decreased to US\$ 801.9 million from US\$ 857.7 million in 2014. Import duty and Excise duty performed at 92.6 percent and 117.9 percent of the set targets of US\$ 430.14 million and US\$ 476.96 million, respectively. However, the portion of customs revenue to total revenue increased by 39.4 percent in 2015 compared to 36.3 percent in 2014.

6.5 UGANDA

In 2015, total customs revenue decreased by 1.27 percent to US\$ 1,486.8 million in 2015 from US\$ 1,505.9 million recorded in 2014. This performance was 103.9 percent of the set target of US\$ 1,431.3 million. VAT on imports accounted for 40.6 percent of the total customs revenue with Excise duty contributing 32.3 percent. Compared to their respective targets for the year, other taxes (withholding tax and environmental tax) registered the highest performance of 114.3 percent, followed by Excise duty with a performance rate of 105.4 percent and VAT on Imports duty with 103.7 percent. The key taxable imports included fuel, vehicles, parts, electrical machinery, sugar, beverages, machinery, iron and steel, and edible oils and fats. The proportion of customs revenue to total revenue marginally increased to 43.3 percent in 2015 from 42.9 percent recorded in 2014.



CHAPTER 7:

INVESTMENT FLOWS IN THE EAC

7.1 GLOBAL INVESTMENT TRENDS

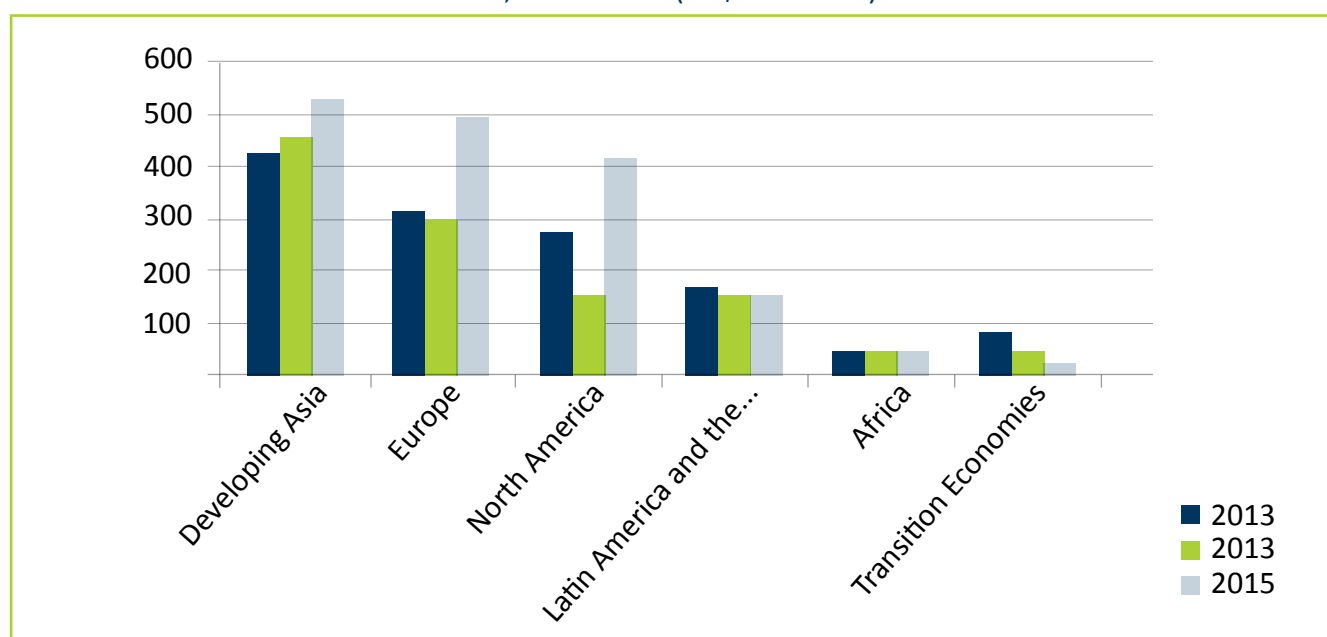
The United National Conference on Trade and Development (UNCTAD) World Investment Report 2016 shows that global Foreign Direct Investment (FDI) in 2015 rose by 38 percent to US\$ 1.8 trillion in 2015 from US\$ 1.3 trillion in 2014. This increase in FDI was due to more favourable investment policies to attract investments especially in Asia and North Africa. FDI inflows to the developed world increased by over 55 percent to US \$ 962 billion in 2015 while inflows to developing economies grew by a modest rate of 9 percent to over US\$ 765.8 billion in 2015 from US\$ 701.8 billion in 2014.

According to the World Investment Report 2016, Asia was the largest recipient of FDI flows in 2015 with over 50 percent of FDI concentrated in the manufacturing sector. According to chart 7.1 below, FDI inflows into Asia grew by over 15.6 percent to US\$ 541 billion in 2015 from US\$ 468 billion in 2014. FDI to Africa and Latin America fell in 2015. FDI into Africa fell by 6.9 percent to US\$ 54 in 2015 from US\$ 58 billion in 2014. However, there was growth in the FDI inflows to North Africa. FDI inflows into North Africa grew by 9 percent in 2015 to US\$ 12.6 billion in 2015 mainly due to growth of investment in Egypt where inflows increased by 49 percent to US\$ 6.9 billion and Morocco where sizable inflows of US\$ 3.2 billion were recorded. Inflows to Sudan also increased by 39 percent to US\$ 1.7 billion in 2015.

FDI to Latin America fell modestly at 1.2 percent to US\$ 168 billion in 2015 from USD \$170 billion in 2014. According to the Asia Pacific Trade and Investment Report 2015, the fall in global prices for crude oil and other mineral ores that occurred in 2014 and persisted into 2015 was a major cause for the decline of FDI into Africa and Latin America. Crude oil prices fell by over 47 percent in 2014 and continued to fall to a low level of US \$ 40 per barrel by the end of 2015.

Outward FDI from developed countries increased by 33 percent to US\$ 1.1 trillion in 2015 from US\$ 827.1 billion. Europe had the largest share of outflows in 2015. Outflows from Europe grew by over 85 percent to US\$ 576 billion in 2015 from US\$ 311.6 billion in 2014.

FIGURE 26: FDI INFLOWS BY REGION, 2011-2015 (US\$ BILLIONS)



Source: UNCTAD, FDI/MNE data base 2016

7.2 EAC INVESTMENT OUTLOOK

The UNCTAD World Investment Report 2016 shows that the investment inflows to the EAC were mainly in the industrial sector especially manufacturing, energy and mining. The major investments in the manufacturing sector include textile firms that have invested in new industrial ventures in the Region. The investment is mainly driven by potential markets in the European Union and the US based on existing export promotion arrangements signed between the two Regions and the EAC. Other key investments are aimed at the extractive and the mining sectors where major international companies have invested in the oil and gas as well as mining sectors. In addition, investments in the services sector especially tourism and communications increased in 2015.

Legal and Policy Framework

The legal framework for investment promotion in the EAC is set out in the EAC Treaty, the Customs Union and Common Market Protocols, Investment Promotion Acts and Companies Acts, as well as various regulations. These legal frameworks contain provisions for issuance and harmonization of investment exemptions and incentives, prioritization of sectors, regulation of cross border investments as well as operation of Special Economic Zones (SEZs).

The policy framework for investment promotion in the EAC is set out in several regional and national documents. The key policy documents for investment promotion include the EAC Model Investment Code; the EAC Industrial Development Strategy; EAC Development Strategies (I – IV); and EAC Private Sector Development Strategy. The aim of the strategic policies is to promote both domestic and foreign investments through a holistic approach to infrastructure development, industrial development and public sector engagement.

Institutional Framework

The institutional arrangement for investment promotion exists at the regional as well as the Partner States Levels. At the regional level, investment promotion is regulated through the EAC Secretariat, the EAC Business Council and the EAC Court of Justice (EACJ). Partner States have set up central government ministries to oversee investment policy. At the same time, Statutory Agencies were set up to promote and facilitate investment.

The agencies are Burundi Investment Promotion Authority (API), Kenya Investment Authority (KenInvest), Rwanda Development Board (RDB), Tanzania Investment Centre (TIC), Uganda Investment Authority (UIA) and Zanzibar Investment Promotion Agency (ZIPA). These Investment Promotion Agencies (IPAs) promote growth of inward FDI by facilitating, promoting and attracting new investments and encouraging re-investments. IPAs assist investors with acquisition of relevant permits, licences and approvals.

In order to act as one-stop centres, the IPAs have undertaken a number of reforms to enhance business climate through improving business registration processes and reducing the cost of doing business to make the Region a favourable investment destination. With support of UNCTAD, Tanzania, Kenya and Rwanda have developed Investment facilitation portals, dubbed e-regulations which map out investment facilitation procedures per country. In Kenya, a lot more investments are beginning to be established in Counties as a result of renewed marketing, investment promotion and facilitation strategies and campaigns by County governments. Kenya has also streamlined investor application, processing and approval procedures through development of e-platforms and digitization of services.

7.3 INVESTMENT OPPORTUNITIES IN THE EAC

The EAC region has vast investment opportunities in all sectors of the economy mainly Agriculture, Tourism, Manufacturing, Mining, Extraction, ICT, Energy, and Oil & Gas. Other emerging sectors are: Building and Construction, Real Estate Development, Transport and Logistics, Banking, Finance and Insurance. To harness EAC investment potential, the EAC Custom Union Protocol provides for the establishment of Export Promotion Schemes and Special Economic Zones (SEZs). These initiatives provide specific incentives to attract FDI and Cross-Border Investments (CBI) while the Common Market Protocol provides a window for deeper integration by free movement of goods, services and people. However, the EAC Partner States need to fast track full implementation of the Customs Union and Common Market Protocols in order to develop the Region as a Common Investment Area with similar laws and policies favourable to FDI and growth of local investments.

Also, EAC Partner States continue to implement the components of the Cooperation Agreement between EAC and the World Bank on Investment Climate Programme, signed in March 2012. The Region is negotiating with US on an enhanced EAC-US Trade and investment partnership cooperation grounded on four pillars: Regional Investment Treaty; Trade Facilitation; Commercial Dialogue; and Capacity Building. The EAC-EU Economic Partnership Agreements (EPAs) have been concluded and are awaiting signature. The EAC-COMESA-SADC tripartite FTA was launched in Egypt in September 2015 and EAC Partners States are all beneficiaries of the AGOA regime. The Regional agreements will make the EAC a more favourable investment destination in Sub-Saharan Africa.

7.4 INVESTMENT CLIMATE

In 2015, the Global Competitiveness Report ranked the EAC Partner States as shown in Table 7.1. Rwanda Uganda and Burundi improved slightly on global rankings, while Kenya, Tanzania declined. Rwanda continued its upward movement on the rankings moving up four places from 62nd to 58th position and improving in seven out of the 12 pillars on the rankings. Rwanda improved in business sophistication and financial markets. Rwanda also benefitted from the existence of strong public and private institutions. Uganda's rankings rose to 115th in 2015 from 122nd in 2014 while Tanzania and Burundi improved marginally in 2015 to 102nd from 121st and to 136th from 139th, respectively.

TABLE 18: EAC GLOBAL COMPETITIVENESS RANKING 2013/14-2014/15

| COUNTRY | GLOBAL RANKING | | | CHANGE |
|----------|----------------|---------|---------|--------|
| | 2013/2014 | 2014/15 | 2015/16 | |
| Burundi | 146 | 139 | 136 | 3 |
| Kenya | 96 | 90 | 99 | -9 |
| Rwanda | 66 | 62 | 58 | 4 |
| Uganda | 129 | 122 | 115 | 7 |
| Tanzania | 125 | 121 | 120 | 1 |

Source: Global Competitiveness Index report 2014/15 and 2015/16 (World Economic Forum)

According to the World Bank ‘Doing Business Report’ trading across economies is important for global economic growth. The World Bank ‘Ease of Doing Business’ Report 2015 points out that while East African economies are reforming, they are not performing well on the ‘Ease of Doing Business’ ranking. The report highlights progress in starting a business and accessing credit. However, most East African economies are constrained by inadequate infrastructure. East Africa has two main road corridors: the Northern Corridor connects the hinterland to the port of Mombasa and the Central Corridor, approximately 800 miles, connects the EAC to the port of Dar es Salaam. According to the Northern Corridor-Transit Transport Coordination Authority, the state of the road infrastructure causes delays which lead to losses of about US\$ 800 per day for each truck. Rail infrastructure is limited in East Africa. Rwanda and Burundi have no operational railway and less than 5 percent of total cargo in the Region is transported by rail while the existing railway system and lines in Uganda, Kenya and Tanzania limit cargo weight and freight. The lack of adequate infrastructure affects the capacity of the three landlocked countries to reduce the cost of transport which makes up about 50-70 percent of the price of commodities. Infrastructure constraints at the ports due to limited capacity and aging equipment cause significant delays and backlog in clearing.

7.5 EAC INVESTMENT FLOWS

In 2015, East Africa saw its FDI inflows decrease by 16.4 percent to US\$7.2 billion from 8.6 billion in 2014. This was largely driven by reductions in FDI inflows into the United Republic of Tanzania and Uganda although there was growth in FDI inflows into Kenya and Rwanda. Inflows to the United Republic of Tanzania reflected increased investment into the gas sector; while Kenya was driven by infrastructure, oil and mineral exploration, manufacturing, information communications and technology, transport and logistics. Overall, investment inflows in the Region were concentrated in the finance and insurance, transport and communications as well as utilities sectors. Over the year, inflows into the finance and insurance sectors amounted to about US\$ 2.8 billion while investments into the utilities sector amounted to about US\$ 1.8 billion. In terms of employment creation, investments in the finance and agricultural sectors contributed about 11,381 and 10,207 jobs, respectively. Other notable contributors in terms of employment creation were the investments in the mining sector that contributed about 6,831 jobs in 2015. During the year, the majority of the investments came from USA and China which invested about US\$ 1.5 billion and US\$ 1.3 billion, respectively.

TABLE 19: FDI INFLOWS INTO EAC REGION, 2010-2015 (US\$ MILLION)

| Country | 2010 | 2011 | 2012 | 2013 | 2014 | 2015 | Percentage Growth 2014/2015 |
|----------|-------|-------|-------|-------|---------|---------|-----------------------------|
| Burundi | 1 | 3 | 1 | 7 | 32 | 1.8 | -94.4 |
| Kenya | 178 | 335 | 259 | 514 | 874.1 | 2,187.4 | 121.2 |
| Rwanda | 42 | 106 | 160 | 111 | 359.2 | 1,065.3 | 196.2 |
| Uganda | 544 | 894 | 1,205 | 1,146 | 1,755 | 517 | -70.6 |
| Tanzania | 1,813 | 1,229 | 1,800 | 1,872 | 5,502.9 | 3,449.7 | -37.3 |

Source: EAC Investment Promotion Agencies, 2016

7.5.1 OVERALL INVESTMENT FLOWS

BURUNDI

In Burundi, the value of FDI inflows decreased to US\$ 1.80 million in 2015 from US\$ 151.0 million in 2014. Only one project was registered in 2015 compared to ten - in 2014.

KENYA

According to the World Investment Report 2016, FDI inflows to Kenya in 2015 increased to US\$ 1,437 million compared to US\$ 1,051 recorded in 2014. Proposed FDI inflows to Kenya recorded by the Kenya Investment Authority grew twofold to US\$ 2,187.2 million in 2015 from US\$ 874.1 million in 2014. The number of projects registered also doubled to 251 projects in 2015 from 124 projects in 2014. The growth was largely attributed to improved investors' confidence in country's business environment and the growing domestic consumer market. The African Economic Research Consortium 2014 report indicated that Kenya is increasingly becoming a favoured business hub, not only for oil and gas exploration, but also for manufacturing, transport and the booming technology industry. Investment inflows to the country more than doubled in 2015 due to increased investor preference of Kenya as a Regional business hub. Kenya is also becoming a major conference hub, with high level meetings and delegations such as the Global Entrepreneurship Summit (GES) and the World Trade Organisation (WTO) meetings held in July and December 2015, respectively.

FDI INFLOWS
INCREASED
196.2%
TO \$1.1B
IN 2015

RWANDA

FDI inflows to Rwanda increased by 196.2 percent to US\$ 1.1 billion in 2015 from US\$ 359.61 million in 2014. The number of investment projects increased by 166.67 per cent to 144 projects from 54 projects over the same period.

TANZANIA

In Tanzania, the value of registered projects under FDI decreased by 37.3 percent to US\$ 3,449.7 million in 2015 from US\$ 5,502.9 million registered in 2014. In comparison to the figures recorded in 2014, the mismatch was due to normal causes of flow trends including non-registrations of the new investments in oil and gas sector. The overall number of FDI projects registered in the year decreased to 305 projects from 423 registered in 2014.

FDI INFLOWS
DECREASED
37.3%
TO \$3,449.7 M
IN 2015

FDI INFLOWS
DECREASED
70.6%
TO \$517 M
IN 2015

UGANDA

In 2015, the value of FDI inflows to Uganda decreased by 70.6 percent to US\$ 517 million from US\$ 1,755 million in 2014. In 2015, China was the major source of FDI flows to Uganda with total investments amounting to US\$ 111 million.

7.5.2 INTRA-EAC INVESTMENT FLOWS

Total value of intra-EAC investment increased by 14.5 percent to US\$237.8 million in 2015 from US\$ 207.7 million in 2014. In contrast, the number of registered projects decreased by 16.2 percent from 68 projects in 2014 to 57 in 2015. Tanzania, Kenya and Uganda continued to attract a large amount of intra-EAC investment as illustrated in Table 20.

TABLE 20: INTRA-EAC INVESTMENT FLOWS, 2011-2015 (US\$ MILLION)

| Partner State | Source | 2011 | | 2012 | | 2013 | | 2014 | | 2015 | | Percent Change, (2015 over 2014) | |
|---------------|---------------|----------------|--------|----------------|--------|----------------|--------|----------------|--------|----------------|---------|----------------------------------|--------|
| | | No of Projects | Values | No of Projects | Values | No of Projects | Values | No of Projects | Values | No of Projects | Values | No of Projects | Values |
| Burundi | Tanzania | 1.00 | 7.68 | 4.00 | 1.86 | 4.00 | 19.97 | - | - | - | - | | |
| | Uganda | - | - | - | - | 1.00 | 1.03 | - | - | - | - | | |
| | Kenya | 3.00 | 23.28 | - | - | 1.00 | 5.79 | - | - | - | - | | |
| | Rwanda | 0.0 | 0.0 | 3.0 | 2.3 | 5.0 | 4.2 | 2.0 | 1.4 | 0.0 | 0.0 | -100.0 | -100.0 |
| | Rest of World | 14.0 | 111.9 | 15.0 | 75.8 | 11.0 | 37.7 | 8.0 | 149.6 | 1.0 | 1.8 | -87.5 | -98.8 |
| | Total | 18.0 | 142.9 | 22.0 | 80.0 | 22.0 | 68.7 | 10.0 | 151.0 | 1.0 | 1.8 | -90.0 | -98.8 |
| Kenya | Tanzania | 1.0 | 0.6 | 1.0 | 25.1 | 2.0 | 66.5 | - | - | 3.0 | 12.3 | | - |
| | Uganda | 0.0 | 0.0 | 1.0 | 6.4 | 0.0 | 0.0 | 2.0 | 0.9 | 7.0 | 7.2 | 250.0 | 678.5 |
| | Rwanda | 0.0 | 0.0 | 0.0 | 0.0 | 0.0 | 0.0 | 0.0 | 0.0 | 4.0 | 112.4 | | - |
| | Burundi | | 0.0 | 0.0 | 0.0 | 0.0 | 0.0 | 0.0 | 0.0 | 1.0 | 0.2 | | - |
| | Rest of World | 84.0 | 840.7 | 68.0 | 549.6 | 61.0 | 857.7 | 122.0 | 873.2 | 236.0 | 2,055.1 | 93.4 | 135.4 |
| | Total | 85.0 | 841.3 | 70.0 | 581.2 | 63.0 | 924.2 | 124.0 | 874.1 | 251.0 | 2,187.2 | 102.4 | 150.2 |
| Rwanda | Tanzania | 4.0 | 36.0 | 1.0 | 0.6 | 2.0 | 2.5 | 1.0 | 1.7 | 2.0 | 5.8 | 100.0 | 243.2 |
| | Uganda | 0.0 | 0.0 | 1.0 | 1.0 | 3.0 | 1.0 | 2.0 | 19.1 | 3.0 | 3.2 | 50.0 | -83.2 |
| | Kenya | 7.0 | 17.5 | 3.0 | 6.6 | 5.0 | 9.1 | 4.0 | 5.4 | 4.0 | 21.5 | 0.0 | 295.2 |
| | Burundi | 1.0 | 1.4 | 0.0 | 0.0 | 0.0 | 0.0 | 0.0 | 0.0 | 0.0 | 0.0 | | |
| | Rest of World | 48.0 | 344.0 | 71.0 | 466.8 | 51.0 | 632.3 | 104.0 | 495.0 | 135.0 | 1034.8 | 29.8 | 109.1 |
| | Total | 60.0 | 398.9 | 76.0 | 474.9 | 61.0 | 644.9 | 111.0 | 521.2 | 144.0 | 1065.3 | 29.7 | 104.4 |
| Tanzania | Kenya | 29.0 | 50.2 | 23.0 | 82.2 | 27.0 | 57.0 | 32.0 | 83.6 | 14.0 | 33.4 | -56.3 | -60.0 |
| | Uganda | 0.0 | 0.0 | 2.0 | 10.9 | 0.0 | 0.0 | 3.0 | 10.4 | 3.0 | 10.6 | 0.0 | 1.4 |
| | Rwanda | 0.0 | 0.0 | 1.0 | 3.7 | 1.0 | 1.8 | 1.0 | 0.0 | 3.0 | 11.3 | 200.0 | - |
| | Burundi | 0.0 | 0.0 | 1.0 | 3.5 | | | 1.0 | 10.1 | 0.0 | 0.0 | -100.0 | -100.0 |
| | Rest of World | 797.0 | 7124.6 | 274.0 | 1889.4 | 276.0 | 2783.6 | 386.0 | 5398.8 | 285.0 | 3394.4 | -26.2 | -37.1 |
| | Total | 826.0 | 7174.8 | 301.0 | 1989.8 | 304.0 | 2842.4 | 423.0 | 5502.9 | 305.0 | 3449.7 | -27.9 | -37.3 |
| Uganda | Tanzania | 2.0 | 1.4 | 2.0 | 1.3 | 2.0 | 0.7 | 4.0 | 7.6 | 1.0 | 1.6 | -75.0 | -79.2 |
| | Kenya | 20.0 | 85.1 | 14.0 | 71.8 | 14.0 | 64.8 | 16.0 | 67.5 | 11.0 | 17.9 | -31.3 | -73.4 |
| | Rwanda | 3.0 | 11.7 | | 0.0 | 2.0 | 1.8 | 0.0 | 0.0 | 1.0 | 0.3 | - | - |
| | Burundi | | | | | 1.0 | 0.5 | 0.0 | 0.0 | 0.0 | 0.0 | - | - |
| | Rest of World | 155.0 | 349.8 | 208.0 | 725.5 | 322.0 | 1248.5 | 399.0 | 2041.0 | 232.0 | 496.9 | -41.9 | -75.7 |
| | Total | 180.0 | 447.9 | 224.0 | 798.6 | 341.0 | 1316.2 | 419.0 | 2116.1 | 245.0 | 516.7 | -41.5 | -75.6 |

Source: Partner States Investment Promotion Agencies

Burundi

Burundi registered minimal intra-EAC Investment in 2015 compared to 2014. The Burundi Investment Promotion Authority (API) did not register any significant investment project related to intra-EAC investment flows. This implied that the total recorded intra-EAC investments by value was not substantial in comparison to investments of US \$1.4 million registered in 2014.

Kenya

In 2015, a total of 14 investment projects from the other Partner States valued at US\$ 132.1 million were recorded by the Kenya Investment Authority (KenInvest). Rwanda was the main investor among the Partner States accounting for 85 percent key projects in the construction sector. Investment flows from the EAC Partner States accounted for 0.6 percent of the total investments into Kenya during the year. In order to attract more investment, there is need to harmonise investment policies and laws in the Region to provide for a Common Investment Area consistent with the EAC Treaty, the Customs Union and Common Market Protocols.

Rwanda

In 2015, 2.9 percent of Rwanda's total foreign direct investment originated from Kenya, Tanzania and Uganda. The number of investment projects to Rwanda increased from 7 in 2014 to 9 in 2015 while the value increased from US\$ 26.20 million in 2014 to US\$ 30.50 million in 2015. The share of total investments to Rwanda originating from Kenya, Tanzania and Uganda amounted to 70.5 percent, 19.0 percent and 10.5 percent, respectively. The analysis shows that the share of global investment flows originating from Kenya and Tanzania dropped during the year compared to 2014 while investments from Uganda increased marginally to about 10.5 percent in 2015 from 6.5 percent in 2014.

Tanzania

In 2015, total projects registered by Tanzania as intraEAC investments were 20, that is, from Kenya 14 projects distributed to sectors of finance, insurance, real estate and business, manufacturing, transportation, communication and storage and community; and social and personal services. Three investments were from Uganda to Tanzania, one in manufacturing sector and two in transportation sector. Investments from Rwanda were also three, one project in manufacturing sector and two in transportation sector. The intra-EAC investments flow to Tanzania valued US\$ 55.32 million in 2015 compared to US\$ 111.3 million in 2014. The Intra-EAC investment flows to Tanzania accounted for only 1.6 percent of the total FDI inflows of USD 3,449.7 million in 2015.

Uganda

The intra-EAC investment inflow to Uganda decreased by 23.5 percent to US\$ 19.8 million in 2015 from US\$ 60.4 million in 2014. The number of projects registered decreased to 13 in 2015 from 17 in 2014, the bulk of which were registered by Kenyan investors. No projects were registered from Burundi during the year.

7.6 EMPLOYMENT CREATION

During the review period, the number of jobs created through licensed FDI declined by 27.4 percent to 72,268 in 2015 from 99,513 in 2014. All partner states recorded decline in the number of jobs created except Kenya and Rwanda which recorded increase of 61.9 percent and 33.9 percent, respectively.

TABLE 21: NUMBER OF JOBS EXPECTED THROUGH FOREIGN INVESTMENTS, 2011-2015

| Country | Date | | | | | % Change | % Change | % Change | % Change |
|------------------|----------------|----------------|----------------|---------------|---------------|-------------|-------------|--------------|--------------|
| | 2011 | 2012 | 2013 | 2014 | 2015 | 2012 | 2013 | 2014 | 2015 |
| Kenya | 8,241 | 3,898 | 18,896 | 6,702 | 10,851 | -52.7 | 384.8 | -64.5 | 61.9 |
| Tanzania | 79,101 | 35,879 | 43,098 | 57,706 | 38,153 | -54.6 | 20.1 | 33.9 | -33.9 |
| Uganda | 17,664 | 46,285 | 63,583 | 28,980 | 16,343 | 162.0 | 37.4 | -54.4 | -43.6 |
| Rwanda | 5,553 | 17,311 | 3,845 | 5,169 | 6,921 | 211.7 | -77.8 | 34.4 | 33.9 |
| Burundi | 2,118 | 2,245 | 2,545 | 956 | 51 | 6.0 | 13.4 | -62.4 | -94.66 |
| Total EAC | 112,677 | 105,618 | 131,967 | 99,513 | 72,268 | -6.3 | 24.9 | -24.6 | -27.4 |

Source: Partner States Investment Promotion Agencies

7.7 SECTORAL DISTRIBUTION OF FOREIGN DIRECT INVESTMENT

Burundi

In 2015, one project amounting to US\$ 1.8 million was registered. The project, specifically related to Education, was registered under the Community, Social and Personal Services sector. This was a decline in investment inflows compared to 2014 where 10 key investment projects in communication, construction finance and transport were registered. In terms of value, the investment flows declined by over 94.4 percent from US\$ 151 million in 2014

TABLE 22: BURUNDI'S SECTORAL DISTRIBUTION OF FOREIGN INVESTMENT, 2014-2015

| | Number of Projects | Amount | Employment | Number of Projects | Amount | Employment |
|---|--------------------|------------|------------|--------------------|------------|------------|
| Agriculture, forest, fishing and hunting | 0 | 0 | 0 | 0 | 0 | 0 |
| Construction | 2 | 9.7 | 149 | 0 | 0 | 0 |
| Manufacturing | 4 | 2 | 97 | 0 | 0 | 0 |
| Mining and quarrying | 0 | 0 | 0 | 0 | 0 | 0 |
| Finance, Insurance, Real estate and business services | 1 | 0.4 | 13 | 0 | 0 | 0 |
| Community, Social and Personal Services | 0 | 0 | 0 | 1 | 1.8 | 51 |
| Wholesale, retail trade, Tourism | 1 | 2.7 | 148 | 0 | 0 | 0 |
| Transport, Communication & storage | 2 | 136.1 | 549 | 0 | 0 | 0 |
| Utilities (water & energy) | 0 | 0 | 0 | 0 | 0 | 0 |
| Total | 10 | 151 | 956 | 1 | 1.8 | 51 |

Source: Burundi Investment Promotion Authority

KENYA

In 2015, the leading sectors in attracting FDI were Construction, Mining and Quarry; Retail Trade and Tourism accounting for 60.4, 21.2 and 9.3 percent, respectively of the total FDI inflows. Also in 2014 Construction was the leading sector accounting for 55.9 per cent. However, Agriculture, Manufacturing, Tourism and Services (Banking and Financial services, ICT) have been the main sectors of growth. A lot more new investments are coming up in Construction, Real Estate Development, Transport and Logistics, Wholesale and Retail, Energy, Mining and Quarrying.

TABLE 23: KENYA'S SECTORAL DISTRIBUTION OF FOREIGN INVESTMENT, 2014-2015

| Sector | 2014 | Amount (US\$ Mn) | Employment | 2015 | Amount (US\$ Mn) | Employment |
|---|-----------------|------------------|--------------|-----------------|------------------|---------------|
| | No. of projects | | | No. of projects | | |
| Agriculture, fishing, forestry & hunting | 6 | 3 | 556 | 9 | 23 | 878 |
| Manufacturing | 12 | 29 | 650 | 35 | 36 | 1,402 |
| Utilities (water & energy) | 3 | 59 | 60 | 5 | 19 | 78 |
| Wholesale, retail trade, Tourism | 36 | 86 | 786 | 95 | 204 | 5,311 |
| Construction | 17 | 489 | 3,139 | 16 | 1,320 | 1,025 |
| Finance, Insurance, Real estate & Business services | 24 | 138 | 811 | 37 | 39 | 686 |
| Community, Social & Personal services | 11 | 2 | 109 | 24 | 32 | 815 |
| Transport, Communication & Storage | 12 | 10 | 311 | 26 | 50 | 342 |
| Mining & Quarrying | 3 | 58 | 280.00 | 4 | 465 | 314 |
| TOTAL | 124 | 874 | 6,702 | 251 | 2,187 | 10,851 |

Source: Kenya Investment Authority, 2016

RWANDA

In 2015, Community, Social and Personal Services; Utilities (water & energy); Finance, Insurance, Real Estate and Business Services; and Transport, Communication and Storage sectors were the main recipients of FDI jointly accounting for 76.1 percent. This amounts to US\$ 810.3 million of total FDI inflows. In terms of the number of investment projects, Manufacturing and Agriculture, Fishing, Forestry and Hunting sectors were leading with 41.0 percent. The total number of jobs expected to be created through FDI in 2015 were 11,005. The Agriculture, Fishing, Forestry and Hunting, Community, Social and Personal Services, and the Manufacturing sectors accounted for about 70.5 percent of the total number of employment opportunities.

TABLE 27: RWANDA'S SECTORAL DISTRIBUTION OF FOREIGN INVESTMENT, 2014-2015

| Sector | 2014 | | | 2015 | | |
|---|-----------------|-----------------|--------------|-----------------|-----------------|---------------|
| | No. of projects | Amount (US\$ m) | Employment | No. of projects | Amount (US\$ m) | Employment |
| Agriculture, fishing, forestry & hunting | 20 | 17.9 | 889 | 24 | 71 | 3,440 |
| Construction | 10 | 63.8 | 420 | 5 | 28 | 296 |
| Manufacturing | 26 | 51.4 | 3,183 | 35 | 48 | 1,439 |
| Mining & Quarrying | 9 | 23.9 | 1,613 | 9 | 49 | 611 |
| Finance, Insurance, Real estate & Business services | 6 | 20.1 | 390 | 20 | 149 | 665 |
| Community, Social & Personal services | 12 | 38.3 | 661 | 18 | 340 | 2,878 |
| Wholesale, retail trade, Tourism | 17 | 38.1 | 778 | 19 | 58 | 785 |
| Transport, Communication & Storage | 6 | 98.1 | 272 | 7 | 92 | 372 |
| Utilities (water & energy) | 5 | 169.7 | 708 | 7 | 230 | 519 |
| TOTAL | 111 | 521.2 | 8,914 | 144 | 1,065 | 11,005 |

Source: Rwanda Development Board

TANZANIA

In 2015, Finance, Insurance, Real Estate and Business services together attracted the highest FDI inflows accounting for 36.73 percent of registered projects, amounting to about US\$ 1.3 billion and created 6,936 employment opportunities. Water and Utilities sector also attracted a significant level of investment in 2015 accounting for about 29.2 percent of all investments amounting to US\$ 1.0 billion and creating about 4,620 employment opportunities during the year. The contribution of the Transport, Communication and Storage sectors declined in value falling from US\$ 3.3 billion in 2014 to US\$ 114.4 million in 2015.

TABLE 25: TANZANIA'S SECTORAL DISTRIBUTION OF FOREIGN INVESTMENT, 2014-2015

| Sector | 2014 | | | 2015 | | |
|---|-----------------|-----------------|---------------|-----------------|-----------------|------------------|
| | No. of projects | Amount (US\$ m) | Employment | No. of projects | Amount (US\$ m) | Employment |
| Agriculture, fishing, forestry & hunting | 27 | 48.25 | 10299 | 24 | 115.16 | 2869 |
| Construction | 2 | 155.96 | 1000 | 1 | 304.00 | 570 |
| Manufacturing | 164 | 1333.11 | 13699 | 136 | 440.12 | 15289 |
| Mining & Quarrying | 1 | 9.23 | 23 | NA | NA | NA |
| Finance, Insurance, Real estate & Business services | 74 | 607.95 | 3113 | 45 | 1267.02 | 6936 |
| Community, Social & Personal services | 9 | 5.98 | 618 | 6 | 23.78 | 1555 |
| Wholesale, retail trade, Tourism | 42 | 47.52 | 2093 | 43 | 177.24 | 3930 |
| Transport, Communication & Storage | 61 | 3294.64 | 7155 | 35 | 114.43 | 2384 |
| Utilities (water & energy) | 1 | 0.24 | 55 | 8 | 1007.94 | 4620 |
| TOTAL | 423 | 5,503 | 38,055 | 305 | 3,449.70 | 38,153.00 |

Source: Tanzania Investment Centre

UGANDA

The Manufacturing; Finance, Insurance, Real Estate and Business Services; Electricity, Gas & Water; and Agriculture sectors attracted the largest share of FDI inflows accounting for about 79.1 percent of total inflows valued at US\$ 408.7 million in 2015. The other six sectors, all together attracted a combined investment value of US\$ 108 million. With regard to expected employment, prospects were highest in the Manufacturing sector which accounts for 45 percent of the expected jobs. This was followed by Agriculture and Finance, Insurance, Real Estate and Business Services accounting 18.5 percent and 16.8 percent, respectively.

Manufacturing sector registered the highest number of projects, 103 projects, (42 percent) of the total projects while the Finance, Insurance, Real Estate and Business Services, and the Agriculture sectors registered 51 projects and 35 projects respectively as shown in Table 7.7.

TABLE 26: UGANDA'S SECTORAL DISTRIBUTION OF FOREIGN INVESTMENT, 2014-2015

| Sector | 2014 | | | 2015 | | |
|------------------------------|-----------------|-----------------|---------------|-----------------|-----------------|---------------|
| | No. of projects | Amount (US\$ m) | Employment | No. of projects | Amount (US\$ m) | Employment |
| Agric, Hunt, Forest & Fish | 39 | 54.6 | 3,091 | 35 | 56.7 | 3,020 |
| Community & Social Services | 9 | 23.6 | 441 | 5 | 4.2 | 136 |
| Construction | 29 | 306.6 | 6,856 | 16 | 26.9 | 781 |
| Electricity, Gas & Water | 4 | 14.9 | 93 | 8 | 82.9 | 522 |
| Fin, Ins, Real Est & Biz Svs | 72 | 265.8 | 4,067 | 51 | 111.0 | 2,752 |
| Manufacturing | 129 | 402.3 | 11,198 | 103 | 158.0 | 7,357 |
| Mining & Quarrying | 12 | 655.8 | 2,289 | 9 | 17.2 | 909 |
| Transport, Storage & Comm | 10 | 6.1 | 370 | 10 | 28.3 | 543 |
| Wh & Ret, Cat & Accom Svs | 11 | 24.8 | 575 | 8 | 31.4 | 323 |
| TOTAL | 315 | 1,754.6 | 28,980 | 245 | 516.7 | 16,343 |

Source: Uganda Investment Authority

7.8 EAC COUNTRY SPECIFIC SOURCES OF INVESTMENT

BURUNDI

Burundi's major sources of investment are presented in Table 27. In 2015, major sources of investment inflow in Burundi were only Turkey which registered 1 project valued at US\$ 1.8 million.

| 2014 | | | | 2015 | | | |
|--------------|--------------------|------------|----------------|--------------|--------------------|------------|-----------------|
| Country | Number of Projects | Employment | Value(US\$ MN) | Country | Number of Projects | Employment | Value (US\$ MN) |
| USA | 3 | 159 | 9.9 | TURKEY | 1 | 51 | 1.80 |
| BELGIUM | 1 | 10 | 0.9 | | | | |
| SOUTH AFRICA | 1 | 15 | 0.32 | | | | |
| VIETNAM | 1 | 528 | 135.3 | | | | |
| INDIA | 1 | 148 | 2.7 | | | | |
| RWANDA | 2 | 83 | 1.4 | | | | |
| CANADA | 1 | 13 | 0.4 | | | | |
| TOTAL | 10 | 956 | 151 | TOTAL | 1 | 51 | 1.80 |

TABLE 27: BURUNDI'S MAJOR SOURCES OF INVESTMENT, 2014-2015

Source:
Burundi
Investment
Promotion
Authority

KENYA

In 2015, South Africa, Ireland and Rwanda were the major sources FDI inflows to Kenya valued at US\$ 1.2 billion, US\$ 463.0 million and US\$ 112.0 million, respectively. The top ten source countries accounted for 91.9 percent of the total proposed FDI inflows to Kenya in 2015. Traditionally, major source countries for FDI inflows to Kenya are UK, EU mainly Germany, France and Italy; US, China and Japan. Other new entrants are South Korea, South Africa and Turkey.

TABLE 28: KENYA'S MAJOR SOURCES OF FDI, 2014-2015

| | 2014 | | | | 2015 | | |
|---------------|-----------------|------------|---------------|-------------------|-----------------|------------|---------------|
| Country | No. of projects | Employment | US \$ million | | No. of projects | Employment | US \$ million |
| China | 20 | 3,253 | 272 | South Africa | 9 | 357 | 1,201 |
| Japan | 2 | 48 | 33 | Ireland | 2 | 76 | 463 |
| UK | 7 | 331 | 26 | Rwanda | 4 | 554 | 112 |
| Turkey | 5 | 220 | 25 | Japan | 7 | 1,243 | 72 |
| South Africa | 4 | 387 | 27 | United Kingdom | 13 | 590 | 41 |
| Switzerland | 1 | 19 | 17 | China | 24 | 1,043 | 33 |
| Italy | 6 | 118 | 16 | Qatar | 1 | 35 | 29 |
| USA | 11 | 177 | 13 | India | 23 | 624 | 25 |
| Malaysia | 1 | 261 | 6 | Italy | 12 | 313 | 20 |
| Mauritius | 1 | 8 | 4 | USA | 16 | 322 | 14 |
| Sub total | 58 | 4,822 | 440 | Sub total | 111 | 5,157 | 2,010 |
| Rest of world | 66 | 1,880 | 434 | Rest of the World | 140 | 5,694 | 178 |
| Total | 124 | 6,702 | 874 | Grand Total | 251 | 10,851 | 2,187 |

Source: Kenya Investment Authority

RWANDA

In 2015, Rwanda's four major sources of FDI were USA, Germany, Mauritius, and Saudi Arabia while in 2014, the leading sources of FDI were USA, Mauritius, India and China. In terms of employment, projects from USA and India were expected to create 19.25 percent of total employment in 2015.

| Country | Number of Projects | 2014 | | Country | Number of Projects | 2015 | |
|-----------------------------|--------------------|------------|----------------------|-----------------------------|--------------------|------------|----------------------|
| | | Employment | Value (Million US\$) | | | Employment | Value (Million US\$) |
| USA | 9 | 978 | 166.7 | United States of America | 14 | 1,304 | 218.9 |
| Mauritius | 1 | 80 | 56.9 | German | 2 | 77 | 108.8 |
| India | 9 | 417 | 27.8 | Mauritius | 3 | 476 | 97.6 |
| Uganda | 2 | 179 | 19.1 | Saudi Arabia | 1 | 60 | 72.9 |
| China | 6 | 2,324 | 22.5 | Sweden | 2 | 33 | 56.8 |
| Madagascar | 1 | 36 | 5.7 | Netherlands | 1 | 230 | 41.7 |
| Germany | 2 | 160 | 6.0 | India | 11 | 815 | 40.4 |
| Belgium | 1 | - | 9.5 | Oman | 1 | 219 | 40.4 |
| Italy | 1 | - | 9.5 | China | 9 | 406 | 36.4 |
| France | 2 | 364 | 5.8 | British Virgin Island | 1 | 100 | 17.7 |
| Subtotal | 34 | 4,538 | 329.5 | Subtotal | 45 | 3,720 | 731.5 |
| Other countries (incl. Rda) | 77 | 4,376 | 191.7 | Other countries (incl. Rda) | 99 | 7,285 | 333.8 |
| Total | 111 | 8,914 | 521.2 | Total | 144 | 11,005 | 1,065.3 |

TABLE 29: RWANDA'S MAJOR SOURCES OF INVESTMENT, 2014-2015

Source: Rwanda Development Board

TANZANIA

In 2015, US, China, The Netherlands, UK and India were the major sources of Tanzania's projects registered for FDI together accounting for 85.23 percent of the total FDI expected. Investment from USA and China were expected to create 1,823 jobs and 6,232 jobs, respectively. Table 7.13 summarizes the major source of Tanzania's investment for 2014 and 2015.

TABLE 30: TANZANIA'S MAJOR SOURCES OF INVESTMENT, 2014-2015

| Country | 2014 | | | 2015 | | | |
|-----------------|-----------------|---------------|----------------------|-----------------|-----------------|---------------|----------------------|
| | No. of Projects | Employment | Value (Million US\$) | Country | No. of Projects | Employment | Value (Million US\$) |
| USA | 27 | 3,416 | 3,537.7 | USA | 16 | 1823 | 1,271.30 |
| China | 109 | 8,080 | 980.5 | China | 105 | 6232 | 1,146.83 |
| UK | 47 | 1,246 | 150.5 | Dutch | 5 | 401 | 306.42 |
| UAE | 10 | 1,238 | 84.2 | UK | 43 | 2151 | 142.63 |
| Kenya | 32 | 3,540 | 83.5 | India | 22 | 873 | 73.08 |
| Lebanon | 19 | 2,102 | 77.4 | Mauritius | 4 | 1094 | 60.00 |
| India | 38 | 3,046 | 74.6 | Botswana | 1 | 921 | 53.90 |
| Cyprus | 3 | 276 | 52.9 | Libyan | 1 | 20 | 50.99 |
| Turkey | 12 | 806 | 47.4 | Kenya | 14 | 1224 | 33.43 |
| R.S.Africa | 8 | 660 | 34.6 | UAE | 3 | 102 | 33.39 |
| Subtotal | 305 | 24,410 | 5,123.5 | Subtotal | 214 | 14,840 | 3,171.98 |
| Other Countries | 118 | 13,645 | 379.3 | Other Countries | 91 | 23314 | 277.73 |
| TOTAL | 423 | 38,055 | 5,502.9 | TOTAL | 305 | 38,153 | 3,449.71 |

Source: Kenya Investment Authority

UGANDA

In 2015, the value of FDI inflows to Uganda decreased by 70.6 percent from US\$ 1,755 million in 2014 to US\$ 517 million in 2015. The five major sources of investments were China (US\$ 111 million), Nigeria (US\$ 58 million), India (US\$ 43 million), Sri Lanka (US\$ 42 million) and United Kingdom (US\$ 28 million). With the exception of China, each of the other top 10 source countries provided projects valued at less than US\$ 100 million as shown in Table 7.12.

TABLE 31: UGANDA'S MAJOR SOURCES OF INVESTMENT, 2014-2015

| Country | 2014 | | | Country | 2015 | | |
|-------------------|-----------------|----------------|---------------|-------------------|-----------------|----------------|---------------|
| | No. of Projects | Amount (US\$m) | Employment | | No. of Projects | Amount (US\$m) | Employment |
| China | 55 | 701 | 10,591 | China | 58 | 111 | 5,432 |
| Cayman Islands | 1 | 620 | 214 | Nigeria | 3 | 58 | 538 |
| Italy | 5 | 85 | 434 | India | 58 | 43 | 2,966 |
| India | 102 | 75 | 6,783 | Sri Lanka | 5 | 42 | 670 |
| Kenya | 13 | 53 | 683 | United Kingdom | 13 | 28 | 371 |
| South Africa | 5 | 35 | 506 | United States | 7 | 26 | 658 |
| Germany | 1 | 25 | 130 | Mauritius | 5 | 21 | 185 |
| Belgium | 1 | 20 | 302 | France | 2 | 20 | 98 |
| Sri Lanka | 2 | 17 | 112 | Spain | 1 | 19 | 13 |
| United States | 13 | 15 | 548 | South Africa | 5 | 18 | 470 |
| Sub Total | 198 | 1,646 | 20,303 | Sub Total | 157 | 385 | 11,401 |
| Rest of the World | 117 | 108 | 8,677 | Rest of the World | 88 | 132 | |
| Total | 334 | 1,755 | 28,980 | Total | 245 | 517 | 16,343 |

Source: Uganda Investment Authority



CHAPTER 8:

CHALLENGES AND POLICY RECOMMENDATIONS

8.1 CHALLENGES TO TRADE AND INVESTMENT IN THE EAC

Since the inception of the EAC Customs Union in 2005, there has been an increase in intra-EAC trade. Both intra-EAC trade as well as trade with the rest of the world has grown. Despite the growth in the volume of trade, EAC contribution to global trade is meagre amounting to less than one percent of global trade. The low volume of trade between EAC and the rest of the world can be attributed to a number of factors:

i. *Infrastructure constraints:* The World Bank's World Economic Outlook Report for 2015 shows that EAC still suffers from infrastructure deficits specifically poor road connections as well as costly and unreliable power supply and internet connectivity. Road transport network is critical since three of the five Partner States are landlocked and have to transport raw materials as well as final products over long distances in order to reach markets in the Region and beyond. A study by TradeMark East Africa concluded that a one dollar investment in infrastructure can result in more than two dollars' worth of trade opportunities in the Region.

ii. *Delays in conclusion of trade agreements:* EAC has negotiated a number of trade agreements in order to provide exporters with access to international markets. These trade agreements include the EAC-EU EPA agreement, COMESA-EAC-SADC TFTA and EAC-US TIPA.

iii. *Ineffective management of the EAC exemption regime:* The EAC established an exemption regime in order to attract investment and spur industrial development in the Region. There are various types of exemption regimes in the EAC. Some relate to the Region while others are country specific. The exemption regimes include duty waivers and exemptions as well as exemptions on a range of domestic tax obligations for manufacturers for the export market. However, there is no mechanism yet for monitoring the implementation of the regime to ensure that goods produced from raw materials that have benefitted from duty exemptions are not sold on the domestic market.

iv. *Lack of value addition to export commodities:* EAC countries mainly export commodities primarily agriculture products and mineral ores with very little value addition. For example, the top 10 exports from the Region are primarily agricultural raw material while the Region imports mainly capital goods, manufactured goods and services. While EAC has a comparative advantage in agriculture and agro processed goods, there is little value added to the few goods that are produced within the Region.

v. *Lack of complementarity:* The EAC regional integration has yet to provide real benefits for member states due to lack of complementarity since almost all the Partner States are at the same level of development as highlighted by the real GDP growth figures of the five EAC Partner States. This affects the level of intra-EAC trade that can be undertaken.

vi. *Investment related policies and strategies exist in the Region but are scattered in numerous national programmes and strategic plans:* There is yet no comprehensive regional investment strategy to guide investment promotion in the Region. Also, Partner States have developed national investment promotion strategies to enhance investment. However, these national level programmes are not linked among the five countries and have different implementation time frames which make regional approaches difficult.

vii. *The investment regime in the EAC provides for exemptions and incentives to attract investment:* These are contained in the protocols, laws and regulations of the EAC Partner States. However, there still exist variations in implementation of the exemptions and incentives regimes among the Partner States. Partner States are still applying discretion to grant exemptions on a case by case basis. For example, Rwanda has established Special Economic Zones (SEZ) while Uganda and

Tanzania operate Export Processing Zones (EPZ). These differences do not promote transparency in the investment promotion at the regional level.

viii. The Region is reforming in order to attract investments, however, Partner States still practice cumbersome administrative and regulatory practices with regard to registering a business and getting a license: This has affected the competitiveness rankings of the individual countries on the World Bank Doing Business Index and the World Economic Forums' Competitiveness Index. The low ranking of the Partner States on these competitiveness indicators discourages investments into the Region.

ix. Delayed development of key policies that would promote the Region as a single investment destination and provide guidance to the Community and individual EAC Partner States on how to engage third parties when negotiating trade and investment treaties:

Such policies include:

- a) EAC Trade Policy;
- b) EAC Model Investment Treaty;
- c) EAC Regional Investment Policy;
- d) Private Sector Development Strategy; and
- e) EAC Special Economic Zone Policy.

x. The institutional arrangements for investment promotion exist in the respective Partner States and consist of dedicated public institutions including Ministries, Departments and Agencies: The capacity of these agencies to support investment promotion differs from country to country. Also, these institutions have inadequate capacity and resources to undertake large scale investment promotions. As a result, they tend to rely on support for firms that are already willing to invest in the Region.

xi. The FDI inflows into EAC over the last five years have been dominated by resource extraction and energy sectors: These capital intensive sectors do not lead to long term strategic engagement in the host economies nor create many jobs through re-investment of profits. This has the effect of undermining domestic diversification efforts at the domestic level. There is also a risk of large scale profit repatriation that tends to worsen the balance of payments positions of the host countries.

8.2 POLICY RECOMMENDATIONS

In order to mitigate the unfavourable trade and investment position in EAC, the following policy recommendations are proposed:

- Enhance value addition for EAC export products, for example, agricultural and mineral products to attract high returns from exports;
- Partner States should adhere to EAC tariff bands;
- Conclude the on-going trade agreements with key trade partners ;
- Improve the cost of doing business and the investment climate in the Region.
- Improve the policy framework for investment through the development of a common investment policy to guide investment from a regional perspective.
- Strengthen the capacity of investment promotion agencies at the national level and the Investment Department at the EAC Secretariat in order to harmonize the investment policies.

CHAPTER 9

Annexes

TABLE 1: INDIVIDUAL EAC COUNTRY'S TOTAL TRADE WITH THE REST OF THE WORLD, 2011- 2015 (US\$ MILLION)

| Partner State | % change | | | | | | | | | | |
|---------------|----------------------|------------------|------------------|------------------|------------------|------------------|--------------|-------------|--------------|--------------|---------------|
| | Country/Region | 2011 | 2012 | 2013 | 2014 | 2015 | 2011 | 2012 | 2013 | 2014 | 2015 |
| UGANDA | Kenya | 871.16 | 844.26 | 877.25 | 891.32 | 981.54 | 24.13 | -3.09 | 3.91 | 1.60 | 10.12 |
| | Tanzania | 80.18 | 103.99 | 93.89 | 131.74 | 123.65 | -14.83 | 29.70 | -9.71 | 40.31 | -6.14 |
| | Rwanda | 201.38 | 231.46 | 223.70 | 256.22 | 246.94 | 28.48 | 14.94 | -3.35 | 14.54 | -3.62 |
| | Burundi | 43.64 | 47.50 | 49.17 | 47.57 | 49.66 | -16.75 | 8.86 | 3.52 | -3.26 | 4.40 |
| | Rest of Africa | 965.37 | 1,182.67 | 1,086.33 | 1,006.65 | 924.55 | 25.23 | 22.51 | -8.15 | -7.33 | -8.16 |
| | EU | 1,189.38 | 1,065.76 | 1,120.43 | 1,108.24 | 1,077.79 | 8.80 | -10.39 | 5.13 | -1.09 | -2.75 |
| | UAE | 516.62 | 627.23 | 470.25 | 436.30 | 488.31 | 0.92 | 21.41 | -25.03 | -7.22 | 11.92 |
| | China | 549.20 | 713.29 | 660.03 | 805.64 | 932.76 | 25.78 | 29.88 | -7.47 | 22.06 | 15.78 |
| | USA | 204.50 | 120.33 | 157.75 | 128.75 | 122.29 | 61.06 | -41.16 | 31.10 | -18.39 | -5.01 |
| | Japan | 327.22 | 329.39 | 336.40 | 360.74 | 361.50 | 6.28 | 0.66 | 2.13 | 7.24 | 0.21 |
| | India | 947.30 | 1,280.56 | 1,573.72 | 1,518.07 | 1,178.68 | 35.66 | 35.18 | 22.89 | -3.54 | -22.36 |
| | Rest of the World | 1,894.00 | 1,855.35 | 1,576.31 | 1,644.25 | 1,307.45 | 42.19 | -2.04 | -15.04 | 4.31 | -20.48 |
| | Total Trade | 7,789.95 | 8,401.94 | 8,225.25 | 8,335.49 | 7,795.13 | 23.99 | 7.86 | -2.10 | 1.34 | -6.48 |
| TANZANIA | Kenya | 561.21 | 913.93 | 1,200.00 | 1,235.50 | 1,031.21 | 103.34 | 62.85 | 31.30 | 2.96 | -16.53 |
| | Uganda | 89.06 | 211.51 | 134.00 | 141.20 | 89.70 | 398.10 | 137.49 | -36.65 | 5.37 | -36.47 |
| | Rwanda | 96.74 | 107.96 | 111.00 | 50.40 | 42.41 | 6760.99 | 11.60 | 2.81 | -54.59 | -15.86 |
| | Burundi | 40.63 | 58.50 | 70.00 | 62.20 | 40.31 | 6671.67 | 43.97 | 19.66 | -11.14 | -35.19 |
| | Rest of Africa | 2,826.12 | 2,722.71 | 2,351.00 | 3,265.60 | 4,352.50 | 196.84 | -3.66 | -13.65 | 38.90 | 33.28 |
| | EU | 2,141.69 | 2,212.81 | 1,748.00 | 3,727.20 | 1,344.93 | 85.27 | 3.32 | -21.01 | 113.23 | -63.92 |
| | UAE | 1,321.25 | 1,121.67 | 1,279.00 | 1,339.50 | 1,014.59 | 96.61 | -15.11 | 14.03 | 4.73 | -24.26 |
| | China | 1,733.69 | 1,687.91 | 1,905.00 | 2,752.50 | 2,160.09 | 96.45 | -2.64 | 12.86 | 44.49 | -21.52 |
| | USA | 351.95 | 308.43 | 294.00 | 525.30 | 1,046.00 | 124.21 | -12.37 | -4.68 | 78.67 | 99.12 |
| | Japan | 850.01 | 817.23 | 736.00 | 811.44 | 630.34 | 52.85 | -3.86 | -9.94 | 10.25 | -22.32 |
| | India | 1,775.14 | 1,361.27 | 3,060.00 | 3,727.20 | 1,702.65 | 129.68 | -23.31 | 124.79 | 21.80 | -54.32 |
| | Rest of the World | 4,123.41 | 5,739.03 | 4,811.00 | 2,023.66 | 7,105.46 | 60.02 | 39.18 | -16.17 | -57.94 | 251.12 |
| | Total Trade | 15,910.90 | 17,262.96 | 17,699.00 | 19,661.70 | 20,560.20 | 98.36 | 8.50 | 2.53 | 11.09 | 4.57 |
| KENYA | Uganda | 971.63 | 977.12 | 945.75 | 890.92 | 921.53 | 25.51 | 0.57 | -3.21 | -5.80 | 3.43 |
| | Tanzania | 646.47 | 713.46 | 605.70 | 694.81 | 512.90 | 16.78 | 10.36 | -15.10 | 14.71 | -26.18 |
| | Rwanda | 157.37 | 200.37 | 168.43 | 172.38 | 190.07 | 13.71 | 27.33 | -15.94 | 2.35 | 10.26 |
| | Burundi | 71.75 | 66.33 | 65.62 | 89.61 | 69.16 | 1.47 | -7.55 | -1.07 | 36.55 | -22.82 |
| | Rest of Africa | 2,643.82 | 2,450.24 | 2,425.06 | 2,320.40 | 2,101.78 | 15.13 | -7.32 | -1.03 | -4.32 | -9.42 |
| | EU | 3,483.49 | 3,693.18 | 3,624.30 | 3,914.66 | 3,629.26 | 4.37 | 6.02 | -1.86 | 8.01 | -7.29 |
| | UAE | 2,465.33 | 2,107.01 | 1,654.71 | 1,404.12 | 1,215.19 | 44.79 | -14.53 | -21.47 | -15.14 | -13.45 |
| | China | 1,662.18 | 2,037.41 | 2,166.22 | 2,903.09 | 3,339.80 | 6.82 | 22.57 | 6.32 | 34.02 | 15.04 |
| | USA | 791.79 | 1,090.43 | 1,014.26 | 2,354.41 | 1,691.43 | 1.45 | 37.72 | -6.99 | 132.13 | -28.16 |
| | JAPAN | 663.30 | 774.30 | 1,003.62 | 1,024.54 | 936.09 | -12.93 | 16.73 | 29.62 | 2.08 | -8.63 |
| | INDIA | 1,778.69 | 2,393.54 | 3,108.51 | 3,108.30 | 2,652.05 | 26.14 | 34.57 | 29.87 | -0.01 | -14.68 |
| | Rest of World | 5,082.35 | 5,836.56 | 5,461.25 | 5,642.80 | 4,634.46 | 35.79 | 14.84 | -6.43 | 3.32 | -17.87 |
| | Total Trade | 20,418.18 | 22,339.96 | 22,243.43 | 24,520.04 | 21,893.70 | 19.23 | 9.41 | -0.43 | 10.23 | -10.71 |
| RWANDA | Burundi | 12.14 | 24.56 | 28.06 | 25.42 | 24.97 | 123.22 | 102.40 | 14.26 | -9.44 | -1.76 |
| | Kenya | 182.25 | 230.77 | 204.25 | 237.23 | 238.50 | 12.30 | 26.62 | -11.49 | 16.15 | 0.53 |
| | Tanzania | 75.45 | 242.67 | 356.30 | 248.60 | 85.79 | 11.63 | 221.64 | 46.83 | -30.23 | -65.49 |
| | Uganda | 196.38 | 303.29 | 290.86 | 306.23 | 243.38 | 23.00 | 54.44 | -4.10 | 5.29 | -20.52 |
| | Rest of Africa | 221.26 | 230.22 | 199.76 | 251.44 | 318.94 | 123.26 | 4.05 | -13.23 | 25.87 | 26.84 |
| | EU | 351.03 | 293.16 | 284.35 | 316.81 | 328.40 | 39.33 | -16.49 | -3.01 | 11.42 | 3.66 |
| | United Arab Emirates | 71.16 | 120.56 | 132.85 | 124.90 | 135.11 | 15.10 | 69.42 | 10.19 | -5.98 | 8.18 |
| | China | 176.42 | 219.59 | 270.87 | 345.08 | 375.76 | 34.83 | 24.47 | 23.35 | 27.40 | 8.89 |
| | USA | 64.32 | 47.95 | 36.19 | 53.50 | 68.40 | 29.30 | -25.44 | -24.53 | 47.83 | 27.84 |

TABLE 1 (CTD): INDIVIDUAL EAC COUNTRY'S TOTAL TRADE WITH THE REST OF THE WORLD, 2011- 2015 (US\$ MILLION)

| Partner State | % change | 2011 | 2012 | 2013 | 2014 | 2015 | 2011 | 2012 | 2013 | 2014 | 2015 |
|---------------|-------------------|---------|---------|----------|----------|---------|---------|----------|--------|--------|--------|
| BURUNDI | Japan | 55.68 | 56.46 | 53.57 | 40.60 | 60.02 | -16.22 | 1.40 | -5.12 | -24.22 | 47.85 |
| | India | 90.03 | 137.81 | 127.19 | 159.06 | 184.15 | 34.22 | 53.08 | -7.71 | 25.06 | 15.77 |
| | Rest of the World | 281.95 | 255.79 | 330.86 | 247.69 | 375.76 | 23.37 | -9.28 | 29.35 | -25.14 | 51.71 |
| | Total Trade | 1778.06 | 2162.84 | 2,278.93 | 2,356.56 | 2439.18 | 31.66 | 21.64 | 5.37 | 3.41 | 3.51 |
| | Kenya | 62.0 | 49.6 | 197.96 | 50.31 | 62.89 | 69.21 | -20.06 | 299.44 | -74.58 | 25.00 |
| | Uganda | 59.3 | 52.6 | 48.62 | 27.24 | 45.52 | 114.67 | -11.25 | -7.56 | -43.98 | 67.14 |
| | Tanzania | 53.5 | 56.7 | 109.41 | 59.04 | 56.30 | 117.03 | 5.96 | 92.93 | -46.04 | -4.65 |
| | Rwanda | 11.9 | 34.1 | 25.58 | 14.91 | 13.42 | 170.62 | 187.29 | -25.06 | -41.69 | -9.99 |
| | Rest of Africa | 102.0 | 109.8 | 97.01 | 121.41 | 90.83 | 130.00 | 7.61 | -11.62 | 25.16 | -25.19 |
| | EU | 27.9 | 325.6 | 122.58 | 147.10 | 179.36 | 26.30 | 1068.77 | -62.36 | 20.00 | 21.93 |
| | UAE | 78.4 | 133.4 | 108.96 | 53.36 | 92.38 | 530.04 | 70.21 | -18.33 | -51.03 | 73.12 |
| | China | 1.3 | 78.0 | 70.63 | 73.67 | 101.48 | 431.28 | 6032.85 | -9.47 | 4.31 | 37.75 |
| | USA | 0.8 | 34.7 | 22.71 | 10.38 | 12.01 | 215.13 | 4333.47 | -34.60 | -54.30 | 15.78 |
| | Japan | 0.1 | 20.3 | 23.35 | 33.33 | 21.57 | 1078.71 | 18225.35 | 14.86 | 42.75 | -35.28 |
| | India | 1.4 | 63.0 | 85.28 | 248.27 | 74.64 | -24.17 | 4356.71 | 35.34 | 191.13 | -69.94 |
| | Rest of the world | 674.4 | 261.7 | 160.90 | 170.06 | 167.80 | 68.44 | -61.19 | -38.52 | 5.69 | -1.33 |
| | Total Trade | 1072.90 | 1219.58 | 1,072.99 | 1,009.10 | 918.22 | 86.62 | 13.67 | -12.02 | -5.95 | -9.01 |

Source: National Statistical Offices and Revenue Authorities of Partner States

TABLE 2: TOTAL EAC TRADE BY COUNTRY AND REGIONAL BLOCS, 2011-2015 (US \$ MILLION)

| | | | | | | | % Change | | | | | |
|---------------|--------------------|-------------------|----------|----------|-----------|----------|----------|---------|---------|---------|----------|---------|
| Partner State | Country/Region | 2011 | 2012 | 2013 | 2014 | 2015 | 2011 | 2012 | 2013 | 2014 | 2015 | |
| UGANDA | Burundi | 43.64 | 47.50 | 49.17 | 47.57 | 49.66 | -16.75 | 8.86 | 3.52 | -3.26 | 4.40 | |
| | Kenya | 871.16 | 844.26 | 877.25 | 891.32 | 981.54 | 24.13 | (3.09) | 3.91 | 1.60 | 10.12 | |
| | Rwanda | 201.38 | 231.46 | 223.70 | 256.22 | 246.94 | 28.48 | 14.94 | (3.35) | 14.54 | (3.62) | |
| | Tanzania | 80.18 | 103.99 | 93.89 | 131.74 | 123.65 | (14.83) | 29.70 | (9.71) | 40.31 | (6.14) | |
| | Total EAC | 1,196.36 | 1,227.21 | 1,244.02 | 1,326.85 | 1,401.80 | 19.03 | 2.58 | 1.37 | 6.66 | 5.65 | |
| | COMESA | 627.46 | 898.07 | 600.22 | 407.34 | 363.07 | 28.07 | 43.13 | (33.17) | (32.14) | (10.87) | |
| | ECOWAS | 16.07 | 11.73 | 15.81 | 18.18 | 12.29 | 62.64 | (26.97) | 34.78 | 15.00 | (32.39) | |
| | SADC | 519.07 | 627.26 | 562.01 | 508.03 | 467.30 | 5.35 | 20.84 | (10.40) | (9.60) | (8.02) | |
| | Rest Of Africa | 39.76 | 42.68 | 208.53 | 304.47 | 279.94 | 629.90 | 7.35 | 388.58 | 46.01 | (8.06) | |
| | EU | 1,189.38 | 1,065.91 | 1,120.43 | 1,107.01 | 1,077.79 | 8.80 | (10.38) | 5.12 | (1.20) | (2.64) | |
| | o/w United Kingdom | 192.00 | 185.15 | 150.88 | 132.67 | 112.75 | 12.06 | (3.57) | (18.51) | (12.07) | (15.02) | |
| | USA | 204.50 | 120.33 | 157.75 | 128.75 | 122.29 | 61.06 | (41.16) | 31.10 | (18.39) | (5.01) | |
| | Rest of the World | 4,234.35 | 4,805.82 | 4,616.71 | 1,645.48 | 1,307.45 | 28.83 | 13.50 | (3.94) | (64.36) | (20.54) | |
| TANZANIA | Kenya | 561.21 | 913.93 | 1,200.00 | 1,235.50 | 1,031.21 | 103.34 | 62.85 | 31.30 | 2.96 | (16.53) | |
| | Uganda | 89.06 | 211.51 | 134.00 | 141.20 | 89.70 | 398.10 | 137.49 | -36.65 | 5.37 | (36.47) | |
| | Rwanda | 96.74 | 107.96 | 111.00 | 50.40 | 42.41 | 6760.99 | 11.60 | 2.81 | (54.59) | (15.86) | |
| | Burundi | 40.63 | 58.50 | 70.00 | 62.20 | 40.31 | 6671.67 | 43.97 | 19.66 | (11.14) | (35.19) | |
| | Total EAC | 787.64 | 1,291.90 | 1,515.00 | 1,489.30 | 1,203.64 | 166.19 | 64.02 | 17.27 | (1.70) | (19.18) | |
| | COMESA | 520.88 | 568.09 | 585.00 | 68.60 | 5,048.95 | 292.82 | 9.06 | 2.98 | (88.27) | 7,259.98 | |
| | ECOWAS | 25.39 | 9.88 | 53.00 | 18.10 | 14.79 | 428.96 | -61.09 | 436.44 | (65.85) | (18.29) | |
| | SADC | 1,972.59 | 2,605.91 | 2,231.00 | 2,856.20 | 7,235.59 | 148.57 | 32.11 | -14.39 | 28.02 | 153.33 | |
| | Rest of Africa | 206.15 | 42.59 | 67.00 | 27.50 | 54.95 | 877.48 | -79.34 | 57.31 | (58.96) | 99.83 | |
| | EU | 2,141.69 | 2,212.81 | 1,748.00 | 3,727.20 | 1,344.93 | 85.27 | 3.32 | -21.01 | 113.23 | (63.92) | |
| | o/w United Kingdom | 321.60 | 415.50 | 334.00 | 315.90 | 235.32 | 54.70 | 29.20 | -19.61 | (5.42) | (25.51) | |
| | USA | 351.95 | 308.43 | 294.00 | 525.30 | 1,046.00 | 124.21 | -12.37 | -4.68 | 78.67 | 99.12 | |
| | | Rest of the World | 4,123.42 | 5,739.03 | 11,206.00 | 9,144.3 | 4,376.0 | -21.50 | 39.18 | 95.26 | (18.40) | (52.14) |

Source: National Statistical Offices and Revenue Authorities of Partner States

TABLE 2(CTD): TOTAL EAC TRADE BY COUNTRY AND REGIONAL BLOCS, 2011-2015 (US \$ MILLION)

| Partner State | Country/Region | 2011 | 2012 | 2013 | 2014 | 2015 | % Change | | | | |
|---------------|--------------------|-----------|-----------|-----------|-----------|-----------|----------|--------|---------|---------|---------|
| | | | | | | | 2011 | 2012 | 2013 | 2014 | 2015 |
| KENYA | Burundi | 71.75 | 66.33 | 65.62 | 89.61 | 69.16 | 1.47 | -7.55 | -1.07 | 36.55 | (22.82) |
| | Rwanda | 157.37 | 200.37 | 168.43 | 172.38 | 190.07 | 13.71 | 27.33 | -15.94 | 2.35 | 10.26 |
| | Tanzania | 646.47 | 713.46 | 605.70 | 694.81 | 512.90 | 16.78 | 10.36 | -15.10 | 14.71 | (26.18) |
| | Uganda | 971.63 | 977.12 | 945.75 | 890.92 | 921.53 | 25.51 | 0.57 | -3.21 | (5.80) | 3.43 |
| | Total EAC | 1,847.23 | 1,957.29 | 1,785.50 | 1,847.73 | 1,693.66 | 20.20 | 5.96 | -8.78 | 3.49 | (8.34) |
| | COMESA | 1,470.43 | 1,353.39 | 1,206.92 | 2,383.13 | 2,325.38 | 17.66 | -7.96 | -10.82 | 97.45 | (2.42) |
| | ECOWAS | 37.91 | 58.94 | 69.49 | 70.68 | 66.74 | 3.70 | 55.46 | 17.90 | 1.72 | (5.58) |
| | SADC | 1,521.00 | 1,356.66 | 1,509.80 | 1,530.23 | 1,718.30 | 18.47 | -10.80 | 11.29 | 1.35 | 12.29 |
| | Rest Of Africa | 277.81 | 247.08 | 244.54 | 184.10 | 190.13 | 42.68 | -11.06 | -1.02 | (24.72) | 3.28 |
| | EU | 3,483.49 | 3,693.18 | 3,624.30 | 3,914.66 | 3,629.26 | 4.37 | 6.02 | -1.86 | 8.01 | (7.29) |
| | o/w United Kingdom | 1,016.43 | 997.26 | 1,005.95 | 942.94 | 947.47 | 3.34 | -1.89 | 0.87 | (6.26) | 0.48 |
| | USA | 791.79 | 1,090.43 | 1,014.26 | 2,354.41 | 1,691.43 | 1.45 | 37.72 | -6.99 | 132.13 | (28.16) |
| | Rest of the World | 11,651.85 | 13,148.82 | 14,408.57 | 16,437.25 | 12,777.58 | 27.02 | 12.85 | 9.58 | 14.08 | (22.26) |
| RWANDA | Burundi | 12.14 | 24.56 | 28.06 | 25.42 | 24.97 | 123.22 | 102.40 | 14.26 | (9.44) | (1.76) |
| | Kenya | 182.25 | 230.77 | 204.25 | 237.23 | 238.50 | 12.30 | 26.62 | -11.49 | 16.15 | 0.53 |
| | Tanzania | 75.45 | 242.67 | 356.30 | 248.60 | 85.79 | 11.63 | 221.64 | 46.83 | (30.23) | (65.49) |
| | Uganda | 196.38 | 303.29 | 290.86 | 306.23 | 243.38 | 23.00 | 54.44 | -4.10 | 5.29 | (20.52) |
| | Total EAC | 466.21 | 801.29 | 879.48 | 817.48 | 592.63 | 18.04 | 71.87 | 9.76 | (7.05) | (27.50) |
| | COMESA | 128.93 | 169.21 | 160.94 | 203.02 | 251.39 | 120.38 | 31.24 | -4.88 | 26.14 | 23.83 |
| | ECOWAS | 3.15 | 1.70 | 1.12 | 0.87 | 2.86 | 55.23 | -46.07 | -34.20 | (21.81) | 227.67 |
| | SADC | 135.09 | 165.35 | 170.65 | 219.72 | 269.15 | 100.46 | 22.40 | 3.20 | 28.76 | 22.49 |
| | Rest of Africa | 39.03 | 17.81 | 37.71 | 5.58 | 12.89 | 1210.73 | -54.38 | 111.73 | (85.20) | 131.03 |
| | EU | 351.03 | 293.16 | 284.35 | 316.81 | 328.40 | 39.33 | -16.49 | -3.01 | 11.42 | 3.66 |
| | o/w United Kingdom | 37.67 | 25.91 | 20.65 | 25.50 | 34.59 | 36.34 | -31.23 | -20.30 | 23.48 | 35.65 |
| | USA | 64.32 | 47.95 | 36.19 | 53.50 | 68.40 | 29.30 | -25.44 | -24.53 | 47.83 | 27.84 |
| | Rest of the World | 675.24 | 790.22 | 858.50 | 917.33 | 1096.22 | 15.95 | 17.03 | 8.64 | 6.85 | 19.50 |
| BURUNDI | Kenya | 62.00 | 49.56 | 198.0 | 50.3 | 62.89 | 69.21 | -20.06 | 299.44 | (74.58) | 25.00 |
| | Uganda | 59.27 | 52.60 | 48.6 | 14.9 | 45.52 | 114.67 | -11.25 | -7.56 | (69.33) | 205.27 |
| | Tanzania | 53.52 | 56.71 | 109.4 | 59.0 | 56.30 | 117.03 | 5.96 | 92.93 | (46.04) | (4.65) |
| | Rwanda | 11.88 | 34.13 | 25.6 | 27.2 | 13.42 | 170.62 | 187.29 | -25.06 | 6.49 | (50.72) |
| | Total EAC | 186.67 | 193.00 | 381.6 | 151.5 | 178.14 | 100.08 | 3.39 | 97.71 | (60.29) | 17.58 |
| | COMESA | 53.75 | 57.39 | 76.3 | 85.4 | 161.74 | 8.94 | 6.77 | 32.92 | 12.01 | 89.28 |
| | ECOWAS | 0.77 | 1.28 | 0.3 | 1.0 | 1.29 | 379.70 | 66.46 | -77.36 | 244.35 | 29.04 |
| | SADC | 25.31 | 48.30 | 78.7 | 99.4 | 178.11 | 188.95 | 90.82 | 62.96 | 26.29 | 79.18 |
| | Rest of Africa | 1.04 | 2.78 | 109.9 | 2.4 | 0.56 | -1.48 | 167.19 | 3853.90 | (97.80) | (76.85) |
| | EU | 227.72 | 325.62 | 122.6 | 147.1 | 179.36 | 64.28 | 42.99 | -62.36 | 20.00 | 21.93 |
| | o/w United Kingdom | 34.94 | 18.51 | 7.7 | 5.3 | 6.63 | 67.05 | -47.03 | -58.18 | (32.16) | 26.35 |
| | USA | 32.71 | 34.72 | 22.7 | 10.4 | 12.01 | 436.52 | 6.13 | -34.60 | (54.30) | 15.78 |
| | Rest of the world | 544.92 | 556.49 | 449.1 | 170.1 | 619.18 | 96.31 | 2.12 | -19.29 | (62.14) | 264.10 |

Source: National Statistical Offices and Revenue Authorities of Partner States

Notes:

- (1) COMESA excludes Kenya, Uganda, Burundi and Rwanda
- (2) SADC excludes Tanzania
- (3) COMESA and SADC have overlapping membership

TABLE 3: IMPORTS BY COUNTRY /REGION OF ORIGIN, 2011-2015 (US \$ MILLION)

| Partner State | Country/Region | 2011 | 2012 | 2013 | 2014 | 2015 | % change | | | | |
|---------------|--------------------|----------|----------|----------|----------|----------|----------|--------|--------|--------|--------|
| | Burundi | 2.19 | 1.42 | 0.45 | 4.12 | 3.38 | 101.19 | -35.00 | -68.13 | 808.99 | -17.92 |
| UGANDA | Kenya | 644.57 | 590.19 | 562.82 | 593.89 | 554.53 | 26.01 | -8.44 | -4.64 | 5.52 | -6.63 |
| | Rwanda | 7.88 | 5.36 | 7.40 | 10.88 | 9.37 | 6.64 | -31.98 | 38.04 | 47.10 | -13.88 |
| | Tanzania | 37.97 | 49.97 | 45.93 | 75.72 | 62.89 | -32.83 | 31.60 | -8.08 | 64.86 | -16.95 |
| | Total EAC | 692.61 | 646.95 | 616.60 | 684.61 | 630.17 | 20.13 | -6.59 | -4.69 | 11.03 | -7.95 |
| | COMESA | 92.02 | 112.93 | 83.39 | 115.69 | 112.56 | 2.45 | 22.72 | -26.16 | 38.73 | -2.71 |
| | ECOWAS | 14.82 | 9.76 | 9.25 | 12.76 | 5.98 | 91.08 | -34.15 | -5.21 | 37.91 | -53.17 |
| | SADC | 364.51 | 363.93 | 279.30 | 307.68 | 302.79 | 25.12 | -0.16 | -23.26 | 10.16 | -1.59 |
| | Rest Of Africa | 22.43 | 24.35 | 4.91 | 3.90 | 2.73 | 2632.51 | 8.55 | -79.82 | -20.73 | -30.02 |
| | EU | 713.45 | 653.55 | 684.34 | 629.42 | 637.02 | -1.93 | -8.39 | 4.71 | -8.02 | 1.21 |
| | o/w United Kingdom | 131.16 | 127.13 | 103.37 | 99.39 | 83.48 | -2.46 | -3.07 | -18.69 | -3.84 | -16.01 |
| | USA | 169.54 | 96.49 | 121.02 | 88.96 | 89.33 | 60.66 | -43.09 | 25.43 | -26.49 | 0.41 |
| | UAE | 373.31 | 450.83 | 387.53 | 401.28 | 405.90 | -4.53 | 20.77 | -14.04 | 3.55 | 1.15 |
| | India | 928.08 | 1,266.18 | 1,559.86 | 1,490.20 | 1,153.94 | 35.60 | 36.43 | 23.19 | -4.47 | -22.56 |
| | China | 522.49 | 684.23 | 622.04 | 739.64 | 875.02 | 26.01 | 30.95 | -9.09 | 18.91 | 18.30 |
| | Japan | 323.34 | 323.70 | 331.69 | 354.64 | 346.85 | 5.83 | 0.11 | 2.47 | 6.92 | -2.20 |
| | Rest of world | 1,506.45 | 1,461.17 | 1,144.99 | 1,291.46 | 1,009.23 | 35.80 | -3.01 | -21.64 | 12.79 | -21.85 |
| TANZANIA | Kenya | 339.34 | 564.24 | 336.00 | 657.90 | 237.30 | 22.95 | 66.28 | -40.45 | 95.80 | -63.93 |
| | Uganda | 36.43 | 108.35 | 58.00 | 48.20 | 39.20 | 103.75 | 197.42 | -46.47 | -16.90 | -18.67 |
| | ECOWAS | 1.58 | 2.12 | 1.00 | 3.20 | 1.10 | 12.06 | 34.18 | -52.83 | 220.00 | -65.63 |
| | Burundi | 0.78 | 3.89 | 2.00 | 0.60 | 1.00 | 30.00 | 398.59 | -48.57 | -70.00 | 66.67 |
| | Total EAC | 378.13 | 678.60 | 397.00 | 709.90 | 278.60 | 27.79 | 79.46 | -41.50 | 78.82 | -60.76 |
| | COMESA | 201.09 | 155.26 | 165.00 | 176.50 | 153.30 | 51.65 | -22.79 | 6.27 | 6.97 | -13.14 |
| | ECOWAS | 15.63 | 5.18 | 35.00 | 5.50 | 24.00 | 225.63 | -66.86 | 575.68 | -84.29 | 336.36 |
| | SADC | 1,176.05 | 1,110.77 | 947.00 | 779.90 | 665.60 | 48.20 | -5.55 | -14.74 | -17.65 | -14.66 |
| | Rest Of Africa | 67.17 | 7.52 | 49.00 | 9.00 | 18.00 | 218.49 | -88.80 | 551.60 | -81.63 | 100.00 |
| | EU | 1,569.61 | 1,448.95 | 1,232.00 | 1,719.20 | 1,810.75 | 35.78 | -7.69 | -14.97 | 39.55 | 5.33 |
| | o/w United Kingdom | 291.32 | 368.12 | 277.00 | 264.30 | 216.23 | 40.13 | 26.36 | -24.75 | -4.58 | -18.19 |
| | USA | 302.13 | 239.08 | 234.00 | 371.60 | 348.15 | 92.48 | -20.87 | -2.12 | 58.80 | -6.31 |
| | UAE | 1,243.28 | 1,025.69 | 1,193.00 | 1,181.40 | 996.64 | 85.01 | -17.50 | 16.31 | -0.97 | -15.64 |
| | India | 1,564.97 | 880.63 | 2,308.00 | 2,466.00 | 2,651.26 | 74.86 | -43.73 | 162.09 | 6.85 | 7.51 |
| | China | 1,056.32 | 1,162.89 | 1,595.00 | 2,056.80 | 2,945.74 | 19.70 | 10.09 | 37.16 | 28.95 | 43.22 |
| | Japan | 493.21 | 518.33 | 515.00 | 562.40 | 622.00 | -11.31 | 5.09 | -0.64 | 9.20 | 10.60 |
| | Rest of world | 2,976.48 | 4,485.11 | 3,855.00 | 2,859.10 | 3,975.73 | 32.48 | 50.69 | -14.05 | -25.83 | 39.06 |
| KENYA | Uganda | 116.40 | 180.88 | 186.78 | 199.60 | 226.01 | -0.05 | 55.40 | 3.26 | 6.86 | 13.23 |
| | Tanzania | 176.45 | 170.01 | 135.47 | 208.87 | 171.47 | 32.53 | -3.65 | -20.32 | 54.18 | -17.90 |
| | Rwanda | 4.75 | 9.71 | 11.68 | 8.14 | 8.01 | -12.42 | 104.17 | 20.31 | -30.31 | -1.59 |
| | Burundi | 5.28 | 3.66 | 0.61 | 0.33 | 2.27 | 188.76 | -30.59 | -83.34 | -45.14 | 577.34 |
| | Total EAC | 292.84 | 350.89 | 334.54 | 416.94 | 407.76 | 17.33 | 19.82 | -4.66 | 24.63 | -2.20 |
| | COMESA | 496.17 | 535.79 | 478.77 | 674.09 | 681.18 | 26.63 | 7.99 | -10.64 | 40.80 | 1.05 |
| | ECOWAS | 6.59 | 9.90 | 25.56 | 13.87 | 5.69 | 91.82 | 50.09 | 158.29 | -45.73 | -58.97 |
| | SADC | 1,096.08 | 908.62 | 844.94 | 945.39 | 808.71 | 18.19 | -17.10 | -7.01 | 11.89 | -14.46 |
| | Rest of Africa | 82.90 | 9.07 | 32.62 | 15.05 | 16.43 | 263.17 | -89.06 | 259.71 | -53.87 | 9.16 |
| | EU | 2,178.85 | 2,409.77 | 2,409.25 | 2,550.39 | 2,352.14 | 3.68 | 10.60 | -0.02 | 5.86 | -7.77 |
| | o/w United Kingdom | 485.98 | 517.63 | 569.21 | 534.99 | 435.82 | 2.08 | 6.51 | 9.96 | -6.01 | -18.54 |
| | USA | 501.59 | 778.73 | 666.65 | 1,918.91 | 1,278.38 | 1.09 | 55.25 | -14.39 | 187.84 | -33.38 |
| | UAE | 2,241.06 | 1,769.30 | 1,362.75 | 1,174.39 | 918.64 | 53.01 | -21.05 | -22.98 | -13.82 | -21.78 |
| | India | 1,672.84 | 2,304.67 | 2,998.49 | 3,008.75 | 2,561.23 | 28.37 | 37.77 | 30.10 | 0.34 | -14.87 |

TABLE 2(CTD): TOTAL EAC TRADE BY COUNTRY AND REGIONAL BLOCS, 2011-2015 (US \$ MILLION)

| Partner State | Country/Region | | | | | | % Change | | | | |
|----------------|--------------------|-----------|-----------|-----------|-----------|-----------|----------|--------|---------|---------|---------|
| | | 2011 | 2012 | 2013 | 2014 | 2015 | 2011 | 2012 | 2013 | 2014 | 2015 |
| KENYA | Burundi | 71.75 | 66.33 | 65.62 | 89.61 | 69.16 | 1.47 | -7.55 | -1.07 | 36.55 | (22.82) |
| | Rwanda | 157.37 | 200.37 | 168.43 | 172.38 | 190.07 | 13.71 | 27.33 | -15.94 | 2.35 | 10.26 |
| | Tanzania | 646.47 | 713.46 | 605.70 | 694.81 | 512.90 | 16.78 | 10.36 | -15.10 | 14.71 | (26.18) |
| | Uganda | 971.63 | 977.12 | 945.75 | 890.92 | 921.53 | 25.51 | 0.57 | -3.21 | (5.80) | 3.43 |
| | Total EAC | 1,847.23 | 1,957.29 | 1,785.50 | 1,847.73 | 1,693.66 | 20.20 | 5.96 | -8.78 | 3.49 | (8.34) |
| | COMESA | 1,470.43 | 1,353.39 | 1,206.92 | 2,383.13 | 2,325.38 | 17.66 | -7.96 | -10.82 | 97.45 | (2.42) |
| | ECOWAS | 37.91 | 58.94 | 69.49 | 70.68 | 66.74 | 3.70 | 55.46 | 17.90 | 1.72 | (5.58) |
| | SADC | 1,521.00 | 1,356.66 | 1,509.80 | 1,530.23 | 1,718.30 | 18.47 | -10.80 | 11.29 | 1.35 | 12.29 |
| | Rest Of Africa | 277.81 | 247.08 | 244.54 | 184.10 | 190.13 | 42.68 | -11.06 | -1.02 | (24.72) | 3.28 |
| | EU | 3,483.49 | 3,693.18 | 3,624.30 | 3,914.66 | 3,629.26 | 4.37 | 6.02 | -1.86 | 8.01 | (7.29) |
| | o/w United Kingdom | 1,016.43 | 997.26 | 1,005.95 | 942.94 | 947.47 | 3.34 | -1.89 | 0.87 | (6.26) | 0.48 |
| | USA | 791.79 | 1,090.43 | 1,014.26 | 2,354.41 | 1,691.43 | 1.45 | 37.72 | -6.99 | 132.13 | (28.16) |
| | Rest of the World | 11,651.85 | 13,148.82 | 14,408.57 | 16,437.25 | 12,777.58 | 27.02 | 12.85 | 9.58 | 14.08 | (22.26) |
| RWANDA | Burundi | 12.14 | 24.56 | 28.06 | 25.42 | 24.97 | 123.22 | 102.40 | 14.26 | (9.44) | (1.76) |
| | Kenya | 182.25 | 230.77 | 204.25 | 237.23 | 238.50 | 12.30 | 26.62 | -11.49 | 16.15 | 0.53 |
| | Tanzania | 75.45 | 242.67 | 356.30 | 248.60 | 85.79 | 11.63 | 221.64 | 46.83 | (30.23) | (65.49) |
| | Uganda | 196.38 | 303.29 | 290.86 | 306.23 | 243.38 | 23.00 | 54.44 | -4.10 | 5.29 | (20.52) |
| | Total EAC | 466.21 | 801.29 | 879.48 | 817.48 | 592.63 | 18.04 | 71.87 | 9.76 | (7.05) | (27.50) |
| | COMESA | 128.93 | 169.21 | 160.94 | 203.02 | 251.39 | 120.38 | 31.24 | -4.88 | 26.14 | 23.83 |
| | ECOWAS | 3.15 | 1.70 | 1.12 | 0.87 | 2.86 | 55.23 | -46.07 | -34.20 | (21.81) | 227.67 |
| | SADC | 135.09 | 165.35 | 170.65 | 219.72 | 269.15 | 100.46 | 22.40 | 3.20 | 28.76 | 22.49 |
| | Rest of Africa | 39.03 | 17.81 | 37.71 | 5.58 | 12.89 | 1210.73 | -54.38 | 111.73 | (85.20) | 131.03 |
| | EU | 351.03 | 293.16 | 284.35 | 316.81 | 328.40 | 39.33 | -16.49 | -3.01 | 11.42 | 3.66 |
| | o/w United Kingdom | 37.67 | 25.91 | 20.65 | 25.50 | 34.59 | 36.34 | -31.23 | -20.30 | 23.48 | 35.65 |
| | USA | 64.32 | 47.95 | 36.19 | 53.50 | 68.40 | 29.30 | -25.44 | -24.53 | 47.83 | 27.84 |
| | Rest of the World | 675.24 | 790.22 | 858.50 | 917.33 | 1096.22 | 15.95 | 17.03 | 8.64 | 6.85 | 19.50 |
| BURUNDI | Kenya | 62.00 | 49.56 | 198.0 | 50.3 | 62.89 | 69.21 | -20.06 | 299.44 | (74.58) | 25.00 |
| | Uganda | 59.27 | 52.60 | 48.6 | 14.9 | 45.52 | 114.67 | -11.25 | -7.56 | (69.33) | 205.27 |
| | Tanzania | 53.52 | 56.71 | 109.4 | 59.0 | 56.30 | 117.03 | 5.96 | 92.93 | (46.04) | (4.65) |
| | Rwanda | 11.88 | 34.13 | 25.6 | 27.2 | 13.42 | 170.62 | 187.29 | -25.06 | 6.49 | (50.72) |
| | Total EAC | 186.67 | 193.00 | 381.6 | 151.5 | 178.14 | 100.08 | 3.39 | 97.71 | (60.29) | 17.58 |
| | COMESA | 53.75 | 57.39 | 76.3 | 85.4 | 161.74 | 8.94 | 6.77 | 32.92 | 12.01 | 89.28 |
| | ECOWAS | 0.77 | 1.28 | 0.3 | 1.0 | 1.29 | 379.70 | 66.46 | -77.36 | 244.35 | 29.04 |
| | SADC | 25.31 | 48.30 | 78.7 | 99.4 | 178.11 | 188.95 | 90.82 | 62.96 | 26.29 | 79.18 |
| | Rest of Africa | 1.04 | 2.78 | 109.9 | 2.4 | 0.56 | -1.48 | 167.19 | 3853.90 | (97.80) | (76.85) |
| | EU | 227.72 | 325.62 | 122.6 | 147.1 | 179.36 | 64.28 | 42.99 | -62.36 | 20.00 | 21.93 |
| | o/w United Kingdom | 34.94 | 18.51 | 7.7 | 5.3 | 6.63 | 67.05 | -47.03 | -58.18 | (32.16) | 26.35 |
| | USA | 32.71 | 34.72 | 22.7 | 10.4 | 12.01 | 436.52 | 6.13 | -34.60 | (54.30) | 15.78 |
| | Rest of the world | 544.92 | 556.49 | 449.1 | 170.1 | 619.18 | 96.31 | 2.12 | -19.29 | (62.14) | 264.10 |

Source: National Statistical Offices and Revenue Authorities of Partner States

Notes:

- (1) COMESA excludes Kenya, Uganda, Burundi and Rwanda
- (2) SADC excludes Tanzania
- (3) COMESA and SADC have overlapping membership

TABLE 4 (CTD): EXPORTS BY COUNTRY /REGION OF DESTINATION, 2011-2015(US\$ MILLION)

| Partner State | Country/Region | 2011 | 2012 | 2013 | 2014 | 2015 | % change | | | | |
|---------------|--------------------|----------|----------|----------|----------|----------|----------|--------|--------|--------|--------|
| | | | | | | | 2011 | 2012 | 2013 | 2014 | 2015 |
| UGANDA | Burundi | 2.19 | 1.42 | 0.45 | 4.12 | 3.38 | 101.19 | -35.00 | -68.13 | 808.99 | -17.92 |
| | Kenya | 644.57 | 590.19 | 562.82 | 593.89 | 554.53 | 26.01 | -8.44 | -4.64 | 5.52 | -6.63 |
| | Rwanda | 7.88 | 5.36 | 7.40 | 10.88 | 9.37 | 6.64 | -31.98 | 38.04 | 47.10 | -13.88 |
| | Tanzania | 37.97 | 49.97 | 45.93 | 75.72 | 62.89 | -32.83 | 31.60 | -8.08 | 64.86 | -16.95 |
| | Total EAC | 692.61 | 646.95 | 616.60 | 684.61 | 630.17 | 20.13 | -6.59 | -4.69 | 11.03 | -7.95 |
| | COMESA | 92.02 | 112.93 | 83.39 | 115.69 | 112.56 | 2.45 | 22.72 | -26.16 | 38.73 | -2.71 |
| | ECOWAS | 14.82 | 9.76 | 9.25 | 12.76 | 5.98 | 91.08 | -34.15 | -5.21 | 37.91 | -53.17 |
| | SADC | 364.51 | 363.93 | 279.30 | 307.68 | 302.79 | 25.12 | -0.16 | -23.26 | 10.16 | -1.59 |
| | Rest Of Africa | 22.43 | 24.35 | 4.91 | 3.90 | 2.73 | 2632.51 | 8.55 | -79.82 | -20.73 | -30.02 |
| | EU | 713.45 | 653.55 | 684.34 | 629.42 | 637.02 | -1.93 | -8.39 | 4.71 | -8.02 | 1.21 |
| | o/w United Kingdom | 131.16 | 127.13 | 103.37 | 99.39 | 83.48 | -2.46 | -3.07 | -18.69 | -3.84 | -16.01 |
| | USA | 169.54 | 96.49 | 121.02 | 88.96 | 89.33 | 60.66 | -43.09 | 25.43 | -26.49 | 0.41 |
| | UAE | 373.31 | 450.83 | 387.53 | 401.28 | 405.90 | -4.53 | 20.77 | -14.04 | 3.55 | 1.15 |
| | India | 928.08 | 1,266.18 | 1,559.86 | 1,490.20 | 1153.94 | 35.60 | 36.43 | 23.19 | -4.47 | -22.56 |
| | China | 522.49 | 684.23 | 622.04 | 739.64 | 875.02 | 26.01 | 30.95 | -9.09 | 18.91 | 18.30 |
| | Japan | 323.34 | 323.70 | 331.69 | 354.64 | 346.85 | 5.83 | 0.11 | 2.47 | 6.92 | -2.20 |
| | Rest of world | 1,506.45 | 1,461.17 | 1,144.99 | 1,291.46 | 1009.23 | 35.80 | -3.01 | -21.64 | 12.79 | -21.85 |
| TANZANIA | Kenya | 339.34 | 564.24 | 336.00 | 657.90 | 237.30 | 22.95 | 66.28 | -40.45 | 95.80 | -63.93 |
| | Uganda | 36.43 | 108.35 | 58.00 | 48.20 | 39.20 | 103.75 | 197.42 | -46.47 | -16.90 | -18.67 |
| | ECOWAS | 1.58 | 2.12 | 1.00 | 3.20 | 1.10 | 12.06 | 34.18 | -52.83 | 220.00 | -65.63 |
| | Burundi | 0.78 | 3.89 | 2.00 | 0.60 | 1.00 | 30.00 | 398.59 | -48.57 | -70.00 | 66.67 |
| | Total EAC | 378.13 | 678.60 | 397.00 | 709.90 | 278.60 | 27.79 | 79.46 | -41.50 | 78.82 | -60.76 |
| | COMESA | 201.09 | 155.26 | 165.00 | 176.50 | 153.30 | 51.65 | -22.79 | 6.27 | 6.97 | -13.14 |
| | ECOWAS | 15.63 | 5.18 | 35.00 | 5.50 | 24.00 | 225.63 | -66.86 | 575.68 | -84.29 | 336.36 |
| | SADC | 1,176.05 | 1,110.77 | 947.00 | 779.90 | 665.60 | 48.20 | -5.55 | -14.74 | -17.65 | -14.66 |
| | Rest Of Africa | 67.17 | 7.52 | 49.00 | 9.00 | 18.00 | 218.49 | -88.80 | 551.60 | -81.63 | 100.00 |
| | EU | 1,569.61 | 1,448.95 | 1,232.00 | 1,719.20 | 1,810.75 | 35.78 | -7.69 | -14.97 | 39.55 | 5.33 |
| | o/w United Kingdom | 291.32 | 368.12 | 277.00 | 264.30 | 216.23 | 40.13 | 26.36 | -24.75 | -4.58 | -18.19 |
| | USA | 302.13 | 239.08 | 234.00 | 371.60 | 348.15 | 92.48 | -20.87 | -2.12 | 58.80 | -6.31 |
| | UAE | 1,243.28 | 1,025.69 | 1,193.00 | 1,181.40 | 996.64 | 85.01 | -17.50 | 16.31 | -0.97 | -15.64 |
| | India | 1,564.97 | 880.63 | 2,308.00 | 2,466.00 | 2,651.26 | 74.86 | -43.73 | 162.09 | 6.85 | 7.51 |
| | China | 1,056.32 | 1,162.89 | 1,595.00 | 2,056.80 | 2,945.74 | 19.70 | 10.09 | 37.16 | 28.95 | 43.22 |
| | Japan | 493.21 | 518.33 | 515.00 | 562.40 | 622.00 | -11.31 | 5.09 | -0.64 | 9.20 | 10.60 |
| | Rest of world | 2,976.48 | 4,485.11 | 3,855.00 | 2,859.10 | 3,975.73 | 32.48 | 50.69 | -14.05 | -25.83 | 39.06 |
| KENYA | Uganda | 116.40 | 180.88 | 186.78 | 199.60 | 226.01 | -0.05 | 55.40 | 3.26 | 6.86 | 13.23 |
| | Tanzania | 176.45 | 170.01 | 135.47 | 208.87 | 171.47 | 32.53 | -3.65 | -20.32 | 54.18 | -17.90 |
| | Rwanda | 4.75 | 9.71 | 11.68 | 8.14 | 8.01 | -12.42 | 104.17 | 20.31 | -30.31 | -1.59 |
| | Burundi | 5.28 | 3.66 | 0.61 | 0.33 | 2.27 | 188.76 | -30.59 | -83.34 | -45.14 | 577.34 |
| | Total EAC | 292.84 | 350.89 | 334.54 | 416.94 | 407.76 | 17.33 | 19.82 | -4.66 | 24.63 | -2.20 |
| | COMESA | 496.17 | 535.79 | 478.77 | 674.09 | 681.18 | 26.63 | 7.99 | -10.64 | 40.80 | 1.05 |
| | ECOWAS | 6.59 | 9.90 | 25.56 | 13.87 | 5.69 | 91.82 | 50.09 | 158.29 | -45.73 | -58.97 |
| | SADC | 1,096.08 | 908.62 | 844.94 | 945.39 | 808.71 | 18.19 | -17.10 | -7.01 | 11.89 | -14.46 |
| | Rest of Africa | 82.90 | 9.07 | 32.62 | 15.05 | 16.43 | 263.17 | -89.06 | 259.71 | -53.87 | 9.16 |
| | EU | 2,178.85 | 2,409.77 | 2,409.25 | 2,550.39 | 2,352.14 | 3.68 | 10.60 | -0.02 | 5.86 | -7.77 |
| | o/w United Kingdom | 485.98 | 517.63 | 569.21 | 534.99 | 435.82 | 2.08 | 6.51 | 9.96 | -6.01 | -18.54 |
| | USA | 501.59 | 778.73 | 666.65 | 1,918.91 | 1,278.38 | 1.09 | 55.25 | -14.39 | 187.84 | -33.38 |
| | UAE | 2,241.06 | 1,769.30 | 1,362.75 | 1,174.39 | 918.64 | 53.01 | -21.05 | -22.98 | -13.82 | -21.78 |
| | India | 1,672.84 | 2,304.67 | 2,998.49 | 3,008.75 | 2,561.23 | 28.37 | 37.77 | 30.10 | 0.34 | -14.87 |

TABLE 4 (CTD): EXPORTS BY COUNTRY /REGION OF DESTINATION, 2011-2015(US\$ MILLION)

| PARTNER STATE | COUNTRY/REGION | 2011 | 2012 | 2013 | 2014 | 2015 | % CHANGE | | | | |
|---------------|--------------------|--------|---------|---------|---------|---------|----------|----------|---------|---------|---------|
| | | | | | | | 2011 | 2012 | 2013 | 2014 | 2015 |
| KENYA | Japan | 26.07 | 29.00 | 31.48 | 40.10 | 41.12 | -1.22 | 11.24 | 8.56 | 27.39 | 2.54 |
| | Rest of World | 990.08 | 1252.76 | 1293.39 | 1349.93 | 1405.39 | 15.03 | 26.53 | 3.24 | 4.37 | 4.11 |
| RWANDA | Burundi | 8.52 | 13.63 | 20.81 | 19.25 | 6.76 | 117.90 | 60.00 | 52.65 | -7.47 | -64.89 |
| | Kenya | 63.85 | 95.55 | 83.00 | 74.12 | 80.30 | 64.53 | 49.66 | -13.14 | -10.69 | 8.33 |
| | Tanzania | 1.55 | 165.72 | 275.40 | 181.14 | 2.03 | -25.94 | 10604.50 | 66.19 | -34.23 | -98.88 |
| | Uganda | 7.24 | 68.56 | 87.78 | 77.91 | 9.26 | 28.87 | 846.89 | 28.03 | -11.24 | -88.12 |
| | Total EAC | 81.15 | 343.46 | 466.99 | 352.43 | 98.34 | 60.95 | 323.23 | 35.96 | -24.53 | -72.10 |
| | COMESA | 72.00 | 128.85 | 119.27 | 158.16 | 63.00 | 244.16 | 78.95 | -7.44 | 32.60 | -60.17 |
| | ECOWAS | 1.92 | 0.37 | 0.09 | 0.12 | 1.41 | 246.76 | -80.93 | -75.70 | 40.34 | 1028.58 |
| | SADC | 62.39 | 110.01 | 115.33 | 154.36 | 61.89 | 173.92 | 76.31 | 4.84 | 33.84 | -59.91 |
| | Rest of Africa | 0.35 | 0.42 | 0.25 | 0.49 | 1.47 | 31.75 | 19.63 | -39.99 | 96.17 | 198.07 |
| | EU | 123.25 | 13.60 | 7.45 | 53.13 | 53.73 | 169.67 | -88.97 | -45.19 | 612.96 | 1.12 |
| | o/w United Kingdom | 17.42 | 2.51 | 1.65 | 5.54 | 6.51 | 60.04 | -85.57 | -34.44 | 236.44 | 17.39 |
| | USA | 9.99 | 6.32 | 4.47 | 21.38 | 23.81 | 35.64 | -36.80 | -29.21 | 378.07 | 11.40 |
| | AUE | 3.26 | 0.60 | 16.55 | 12.93 | 34.06 | 746.27 | -81.64 | 2668.74 | -21.87 | 163.49 |
| | India | 0.43 | 0.25 | 0.23 | 0.76 | 0.92 | 382.66 | -42.46 | -9.52 | 234.55 | 22.02 |
| | China | 17.59 | 1.89 | 0.35 | 8.00 | 12.82 | -0.02 | -89.25 | -81.67 | 2208.93 | 60.33 |
| | Rest of World | 107.16 | 12.31 | 5.80 | 38.86 | 98.51 | 113.60 | -88.51 | -52.91 | 570.39 | 153.51 |
| BURUNDI | Kenya | 15.30 | 3.76 | 8.01 | 12.96 | 14.9 | 55.45 | -75.42 | 113.16 | 61.66 | 15.07 |
| | Uganda | 4.97 | 8.80 | 5.06 | 6.42 | 4.2 | 83.39 | 77.06 | -42.54 | 27.01 | -34.87 |
| | Tanzania | 0.72 | 5.61 | 12.13 | 2.74 | 2.3 | -47.06 | 679.17 | 116.21 | -77.39 | -16.07 |
| | Rwanda | 4.877 | 6.73 | 9.99 | 3.33 | 5.6 | 122.69 | 37.99 | 48.49 | -66.65 | 69.48 |
| | Total EAC | 25.86 | 24.90 | 35.19 | 25.45 | 27.0 | 60.64 | -3.72 | 41.34 | -27.67 | 6.24 |
| | COMESA | 0.03 | 6.49 | 16.85 | 52.89 | 34.5 | -97.74 | 21533.33 | 159.62 | 213.92 | -34.81 |
| | ECOWAS | 0.11 | 0.18 | 0.01 | 0.57 | 0.1 | 266.67 | 64.55 | -92.03 | 3824.87 | -83.52 |
| | SADC | 0.12 | 13.40 | 16.00 | 51.09 | 32.0 | -47.83 | 11066.67 | 19.42 | 219.26 | -37.44 |
| | Rest of Africa | 0.01 | 1.38 | 0.01 | 0.85 | 0.1 | 0.00 | 13700.00 | -99.11 | 6822.06 | -88.95 |
| | EU | 45.06 | 39.92 | 9.15 | 23.95 | 10.2 | 20.13 | -11.41 | -77.08 | 161.76 | -57.30 |
| | o/w United Kingdom | 18.00 | 18.31 | 1.83 | 1.18 | 0.6 | 13.92 | 1.72 | -90.01 | -35.67 | -50.34 |
| | USA | 0.60 | 0.62 | 0.66 | 0.82 | 1.4 | - | 3.33 | 6.92 | 23.00 | 68.69 |
| | AUE | 39.20 | 105.41 | 78.63 | 25.09 | 15.7 | 522.22 | 168.90 | -25.41 | -68.09 | -37.39 |
| | India | 0.50 | 0.11 | 0.06 | 0.22 | 0.2 | 400.00 | -78.00 | -46.85 | 284.12 | -29.28 |
| | China | 1.30 | 0.61 | 0.29 | 1.18 | 2.0 | 550.00 | -53.08 | -52.58 | 309.15 | 72.15 |
| | Japan | 0.00 | 0.00 | 0.40 | 0.35 | 0.4 | - | - | - | -13.24 | 23.94 |
| | Rest of World | 88.59 | 63.68 | 20.37 | 31.36 | 20.1 | 68.82 | -28.12 | -68.01 | 53.95 | -35.81 |

Source: National Statistical Offices and Revenue Authorities of Partner States

Notes:

- (1) COMESA excludes Kenya, Uganda, Burundi and Rwanda
- (2) SADC excludes Tanzania
- (3) COMESA and SADC have overlapping membership

TABLE 5A: INTRA-EAC TRADE OF THE MAJOR TWENTY IMPORTS, 2014 (VALUES IN US\$ MILLION)

| Partner state | Ctry of Origin | HS level | Description of Goods | CIF Values |
|---------------|----------------|----------|---|------------|
| Uganda | Burundi | 2 digits | | |
| | | 72 | Iron and steel | 1.73 |
| | | 09 | Coffee, tea, mate and spices | 1.28 |
| | | 84 | Nuclear reactors, boilers, machinery & mechanical appliances; parts | 0.62 |
| | | 41 | Raw hides and skins (other than fur skins) and leather | 0.35 |
| | | 24 | Tobacco and manufactured tobacco substitutes | 0.04 |
| | | 87 | Vehicles other than railway/tramway roll-stock, parts & accessories | 0.03 |
| | | 39 | Plastics and articles thereof | 0.02 |
| | | 48 | Paper & paperboard; art of paper pulp, paper/paperboard | 0.02 |
| | | 05 | Products of animal origin, nes or included | 0.00 |
| | | 76 | Aluminium and articles thereof | 0.00 |
| | | 49 | Printed books, newspapers, pictures & other products,etc | 0.00 |
| | | 06 | Live tree & other plants; bulb, root; cut flowers, etc | 0.00 |
| | | 96 | Miscellaneous manufactured articles | 0.00 |
| | | 73 | Articles of iron or steel | 0.00 |
| | | 90 | Optical, photographic, cinematographic, measuring, checking, precision, etc instruments and apparatus | 0.00 |
| | | 85 | Electrical machinery mechanical parts thereof; sound recorder, etc | 0.00 |
| | | 63 | Other made up textile articles; sets; worn clothing, etc | 0.00 |
| | | 94 | Furniture; bedding, mattress, mattress support, cushion, etc | 0.00 |
| | | 47 | Pulp of wood/of other fibrous cellulosic material; waste, etc | 0.00 |
| | | 14 | Vegetable plaiting materials; vegetable products nes | 0.00 |
| | | 4 digits | | |
| | | 7204 | Ferrous waste and scrap; remelting scrap ingots of iron or steel | 1.72 |
| | | 0901 | Coffee; coffee husks and skins; coffee substitutes containing coffee | 1.28 |
| | | 4101 | Raw hides and skins of bovine or equine animals, not tanned | 0.35 |
| | | 8474 | Machinery for sorting, agglomerating Earth, stone, ores, etc | 0.23 |
| | | 8462 | Machine-tools (incl. Presses) for working metal by forging, etc | 0.18 |
| | | 8429 | Self-propelled bulldozers, angle dozers, graders, levellers, etc | 0.13 |
| | | 2401 | Unmanufactured tobacco; tobacco refuse | 0.04 |
| | | 8704 | Motor vehicles for the transport of goods | 0.03 |
| | | 8443 | Printing machinery; machines for uses ancillary to printing | 0.03 |
| | | 8438 | Machinery, nes, for the industrial preparation of food or drink | 0.02 |
| | | 8422 | Dish washing machines; machinery for cleaning, filling, aerating | 0.02 |
| | | 4819 | Cartons, boxes, etc; box files, etc, of paper, paperboard, etc | 0.02 |
| | | 3917 | Tubes, pipes and hoses, and fittings thereof, of plastics | 0.02 |
| | | 7216 | Angles, shapes and sections of iron or non-alloy steel | 0.01 |
| | | 3923 | Articles for the of goods, of plastics; stoppers, etc, of plastics | 0.01 |
| | | 0507 | Ivory, tortoise-shell, whalebone and whalebone hair, etc, unworked | 0.00 |
| | | 7611 | Aluminium reservoirs, tanks, etc, (excl. For gas) >=300 l | 0.00 |
| | | 4901 | Printed books, brochures, leaflets and similar printed matter | 0.00 |
| | | 0602 | Other live plants, cuttings and slips, mushroom spawn | 0.00 |
| | | 8420 | Calendering or other rolling machines and cylinders thereof | 0.00 |
| | Kenya | 2 digits | | |
| | | 25 | Salt; sulphur; earth & stone; plastering material; lime & cement | 86.93 |
| | | 72 | Iron and steel | 57.69 |
| | | 39 | Plastics and articles thereof | 46.43 |
| | | 27 | Mineral fuels, oils & product of their distillation,etc | 45.84 |
| | | 22 | Beverages, spirits and vinegar | 38.47 |
| | | 30 | Pharmaceutical products | 23.37 |
| | | 34 | Soap, organic surface-active agents, washing preparations, etc | 22.50 |
| | | 87 | Vehicles other than railway/tramway roll-stock, parts & accessories | 20.27 |
| | | 17 | Sugars and sugar confectionery | 18.20 |
| | | 48 | Paper & paperboard; art of paper pulp, paper/paperboard | 17.31 |
| | | 15 | Animal/vegetable fats & oils & their cleavage products; etc | 16.25 |
| | | 73 | Articles of iron or steel | 12.91 |
| | | 21 | Miscellaneous edible preparations | 12.50 |

TABLE 5A: INTRA-EAC TRADE OF THE MAJOR TWENTY IMPORTS, 2014 (VALUES IN US\$ MILLION)

| Partner state | Ctry of Origin | HS level | Description of Goods | CIF Values |
|---------------|----------------|----------|--|------------|
| | | 28 | Inorganic chemicals; compounds of precious metals, radioactive elements, etc | 11.62 |
| | | 64 | Footwear, gaiters and the like; parts of such articles | 10.64 |
| | | 85 | Electrical machinery mechanical parts thereof; sound recorder, etc | 9.75 |
| | | 24 | Tobacco and manufactured tobacco substitutes | 9.59 |
| | | 76 | Aluminium and articles thereof | 8.57 |
| | | 49 | Printed books, newspapers, pictures & other products, etc | 7.96 |
| | | 84 | Nuclear reactors, boilers, machinery & mechanical appliance; parts | 7.66 |
| | | 4 digits | | |
| | | 2523 | Portland cement, aluminous cement, persulphate cement, etc | 51.38 |
| | | 7210 | Rolled iron or non-alloy steel, >=600mm wide, clad, plated or coated | 37.37 |
| | | 2710 | Petroleum oils, etc, (excl. crude); preparations thereof, nes | 36.26 |
| | | 2501 | Salt and pure sodium chloride; sea water | 30.61 |
| | | 3923 | Articles for the of goods, of plastics; stoppers, etc, | 24.05 |
| | | 3004 | Medicaments of mixed or unmixed products, for retail sale | 22.02 |
| | | 1704 | Sugar confectionery (incl. white chocolate), not containing cocoa | 17.80 |
| | | 7209 | Cold-rolled iron or non-alloy steel, >=600mm wide | 15.24 |
| | | 2203 | Beer made from malt | 14.85 |
| | | 3402 | Non-soap surface-active agents; washing preparations, nes | 12.79 |
| | | 2207 | Ethyl alcohol, undenatured of >=80% alcohol, denatured spirits | 12.08 |
| | | 2402 | Cigars, cigarillos, cigarettes, etc, of tobacco or tobacco substitutes | 9.59 |
| | | 8716 | Trailers and semi-trailers; other vehicles, not mechanically propelled | 9.18 |
| | | 1517 | Margarine; edible preparations of animal or vegetable fats or oils, nes | 8.70 |
| | | 8702 | Public-transport type passenger motor vehicles | 7.61 |
| | | 6402 | Other footwear with outer soles and uppers of rubber or plastics | 7.32 |
| | | 2716 | Electrical energy | 6.88 |
| | | 8309 | Stoppers, caps and lids, capsules for bottles of base metal | 6.83 |
| | | 3401 | Soap; organic surface-active products in bars, etc; paper with soap, etc | 6.71 |
| | | 2 digits | | |
| | Rwanda | 72 | Iron and steel | 4.65 |
| | | 41 | Raw hides and skins (other than fur skins) and leather | 3.30 |
| | | 55 | Man-made staple fibres | 0.80 |
| | | 09 | Coffee, tea, mate and spices | 0.36 |
| | | 27 | Mineral fuels, oils & product of their distillation,etc | 0.31 |
| | | 07 | Edible vegetables and certain roots and tubers | 0.29 |
| | | 84 | Nuclear reactors, boilers, machinery & mechanical appliance; parts | 0.19 |
| | | 29 | Organic chemicals | 0.16 |
| | | 33 | Essential oils & resinoids; perfumery, cosmetic/toilet preparations | 0.15 |
| | | 87 | Vehicles other than railway/tramway roll-stock, parts & accessories | 0.09 |
| | | 22 | Beverages, spirits and vinegar | 0.06 |
| | | 63 | Other made up textile articles; sets; worn clothing, etc | 0.06 |
| | | 73 | Articles of iron or steel | 0.06 |
| | | 48 | Paper & paperboard; art of paper pulp, paper/paperboard | 0.05 |
| | | 69 | Ceramic products | 0.05 |
| | | 85 | Electrical machinery equipment parts thereof; sound recorder, etc | 0.04 |
| | | 04 | Dairy products; birds' eggs; natural honey; edible products nes | 0.03 |
| | | 94 | Furniture; bedding, mattress, mattress support, cushion, etc | 0.03 |
| | | 68 | Art of stone, plaster, cement, asbestos, mica/sim material | 0.03 |
| | | 34 | Soap, organic surface-active agents, washing preparations, etc | 0.02 |
| | | 2 digits | | |
| | | 7204 | Ferrous waste and scrap; remelting scrap ingots of iron or steel | 4.65 |
| | | 4101 | Raw hides and skins of bovine or equine animals, not tanned | 3.30 |
| | | 5513 | Woven fabrics, <85% synthetic staple fibres, with cotton, =<170g/m2 | 0.80 |
| | | 0901 | Coffee; coffee husks and skins; coffee substitutes containing coffee | 0.36 |
| | | 2716 | Electrical energy | 0.30 |
| | | 0701 | Potatoes, fresh or chilled | 0.19 |
| | | 8426 | Derricks; cranes; mobile lifting frames trucks fitted with crane | 0.15 |

TABLE 5A: INTRA-EAC TRADE OF THE MAJOR TWENTY IMPORTS, 2014 (VALUES IN US\$ MILLION)

| Partner state | Ctry of Origin | HS level | Description of Goods | CIF Values |
|---------------|-----------------|-----------------|--|------------|
| | | 2939 | Vegetable alkaloids and their salts, ethers, esters and derivatives | 0.11 |
| | | 3306 | Preparations for oral or dental hygiene (incl. denture fixative) | 0.08 |
| | | 0710 | Vegetables, frozen | 0.08 |
| | | 3304 | Beauty, make-up, skin-care (incl. suntan), manicure. preparations | 0.07 |
| | | 2203 | Beer made from malt | 0.06 |
| | | 4820 | Registers, account books, etc; albums for samples, of paper, paperboard | 0.05 |
| | | 2942 | Other organic compounds, nes | 0.05 |
| | | 7326 | Other articles of iron or steel | 0.04 |
| | | 6309 | Worn clothing and other worn articles | 0.04 |
| | | 8703 | Motor cars and other motor vehicles for the transport of persons | 0.04 |
| | | 8705 | Special purpose motor vehicles (eg crane, fire-fighting, etc, vehicles) | 0.04 |
| | | 6904 | Ceramic building bricks, flooring blocks, support or filler tiles, etc | 0.04 |
| | | 0402 | Milk and cream, concentrated or sweetened | 0.03 |
| | Tanzania | 2 digits | | |
| | | 09 | Coffee, tea, mate and spices | 15.68 |
| | | 63 | Other made up textile articles; sets; worn clothing, etc | 10.95 |
| | | 10 | Cereals | 8.68 |
| | | 27 | Mineral fuels, oils & product of their distillation, etc | 6.06 |
| | | 70 | Glass and glassware | 4.36 |
| | | 48 | Paper & paperboard; art of paper pulp, paper/paperboard | 4.08 |
| | | 22 | Beverages, spirits and vinegar | 3.57 |
| | | 89 | Ships, boats and floating structures | 3.15 |
| | | 39 | Plastics and articles thereof | 2.95 |
| | | 85 | Electrical machinery equipment parts thereof; sound recorder ,etc | 1.91 |
| | | 84 | Nuclear reactors, boilers, machinery & mechanical appliance; parts | 1.59 |
| | | 23 | Residues & waste from the food industries; prepared animal fodder | 1.22 |
| | | 72 | Iron and steel | 1.15 |
| | | 34 | Soap, organic surface-active agents, washing preparations, etc | 1.08 |
| | | 33 | Essential oils & resinoids; perfumery, cosmetic/toilet preparations | 1.07 |
| | | 96 | Miscellaneous manufactured articles | 0.90 |
| | | 12 | Oil seed, oleaginous fruits; miscellaneous grain, seed, fruit, etc | 0.88 |
| | | 11 | Products of the milling industry; malt; starches; insulin; wheat gluten | 0.76 |
| | | 15 | Animal/vegetable fats & oils & their cleavage products,etc | 0.75 |
| | | 79 | Zinc and articles thereof | 0.48 |
| | | 4 digits | | |
| | | 0901 | Coffee; coffee husks and skins; coffee substitutes containing coffee | 15.64 |
| | | 6304 | Other furnishing articles, nes (excl. Of 94.04) | 8.86 |
| | | 1006 | Rice | 8.62 |
| | | 7010 | Carboys, bottles, flasks Ampoules, etc; stoppers, lids, of glass | 4.36 |
| | | 2710 | Petroleum oils, etc, (excl. crude); preparations thereof, nes | 4.35 |
| | | 4819 | Cartons, boxes, etc; box files, etc, of paper, paperboard, etc | 3.58 |
| | | 8901 | Cruise ships, excursion boats, etc, for transport of people or goods | 3.15 |
| | | 2207 | Ethyl alcohol, undenatured of >=80% alcohol, denatured spirits | 3.09 |
| | | 6305 | Sacks and bags, used for packing goods | 2.08 |
| | | 2711 | Petroleum gases and other gaseous hydrocarbons | 1.56 |
| | | 3923 | Articles for the of goods, of plastics; stoppers, etc, of plastics | 1.52 |
| | | 2306 | Oil-cake and other solid residues, of vegetable fats | 1.21 |
| | | 8504 | Electrical transformers, static converters and inductors | 1.05 |
| | | 7208 | Hot-rolled iron or non-alloy steel, >=600mm wide | 1.00 |
| | | 3402 | Non-soap surface-active agents; washing preparations, nes | 0.98 |
| | | 3920 | Other plates, of plastics, not reinforced, etc | 0.97 |
| | | 9619 | Sanitary towels (pads) and tampons, napkins and napkin liners for babies and similar | 0.89 |
| | | 1202 | Ground-nuts, not roasted or otherwise cooked | 0.79 |
| | | 1101 | Wheat or meslin flour | 0.76 |
| | | 3304 | Beauty, make-up, skin-care (incl. Suntan), manicure preparations | 0.76 |

TABLE 5A: INTRA-EAC TRADE OF THE MAJOR TWENTY IMPORTS, 2014 (VALUES IN US\$ MILLION)

| Partner state | Ctry of Origin | HS level | Description of Goods | CIF Values |
|---------------|----------------|----------|--|------------|
| | | 2208 | Undenatured ethyl alcohol of an alcoholic strength <80%; spirits, etc | 11.62 |
| Kenya | Uganda | 2 digits | | 10.64 |
| | | 24 | Tobacco and manufactured tobacco substitutes. | 9.75 |
| | | 10 | Cereals. | 9.59 |
| | | 04 | Dairy produce; birds' eggs; natural honey; edible products of animal origin, nes | |
| | | 17 | Sugars and sugar confectionery. | |
| | | 07 | Edible vegetables and certain roots and tubers. | |
| | | 09 | Coffee, tea, maté and spices. | |
| | | 12 | Oil seeds and oleaginous fruits; miscellaneous grains, seeds, fruit | |
| | | 84 | Nuclear reactors, boilers, machinery and mechanical appliances | |
| | | 23 | Residues and waste from the food industries; prepared animal fodder | |
| | | 72 | Iron and steel. | |
| | | 44 | Wood and articles of wood; wood charcoal. | |
| | | 48 | Paper and paperboard; articles of paper pulp, of paper or of paperboard | |
| | | 52 | Cotton. | |
| | | 15 | Animal or vegetable fats and oils and their cleavage products; | |
| | | 41 | Raw hides and skins (other than fur skins) and leather | |
| | | 22 | Beverages, spirits and vinegar. | |
| | | 30 | Pharmaceutical products. | |
| | | 08 | Edible fruit and nuts; peel of citrus fruit or melons | |
| | | 90 | Optical, photographic, cinematographic, measuring, etc instruments & apparatus | |
| | | 20 | Preparations of vegetables, fruit, nuts or other parts of plants | |
| | | 4 digits | | |
| | | 2401 | Unmanufactured tobacco; tobacco refuse | |
| | | 1701 | Cane or beet sugar and chemically pure sucrose, in solid form | |
| | | 0402 | Milk and cream, concentrated or sweetened | |
| | | 1005 | Maize(corn) | |
| | | 0713 | Dried leguminous vegetables, shelled | |
| | | 1008 | Buckwheat, millet and canary seed and other cereal | |
| | | 0902 | Tea | |
| | | 0401 | Milk and cream, not concentrated or sweetened | |
| | | 1207 | Other oil seeds and oleaginous fruits | |
| | | 5203 | Cotton, carded or combed | |
| | | 4410 | Particle board and similar board of wood or other ligneous materials | |
| | | 8431 | Parts suitable for use with the machinery of 84.25 | |
| | | 2306 | Oil-cake and other solid residues, of vegetable fats | |
| | | 0708 | Leguminous vegetables, shelled or unshelled, fresh | |
| | | 1512 | Sunflower-seed, safflower or cotton-seed oil and their fractions | |
| | | 7214 | Iron/steel bars and rods, forged, etc (incl. twisted), uncoiled | |
| | | 4104 | Leather of bovine or equine animals, without hair | |
| | | 2304 | Oil cake from soya bean oil | |
| | | 4819 | Cartons, boxes, etc; box files, etc, of paper, paper or of paperboard | |
| | | 0714 | Roots and tubers with high starch content, fresh or dried | |
| | Tanzania | 2 digits | | |
| | | 10 | Cereals. | |
| | | 63 | Other made up textile articles; sets; worn clothing | |
| | | 48 | Paper and paperboard; articles of paper pulp, of paper or of paperboard | |
| | | 27 | Mineral fuels, mineral oils and products of their distillation | |
| | | 22 | Beverages, spirits and vinegar. | |
| | | 07 | Edible vegetables and certain roots and tubers. | |
| | | 12 | Oil seeds and oleaginous fruits; miscellaneous grains, seeds, fruits | |

TABLE 5A: INTRA-EAC TRADE OF THE MAJOR TWENTY IMPORTS, 2014 (VALUES IN US\$ MILLION)

| Partner state | Ctry of Origin | HS level | Description of Goods | CIF Values |
|---------------|----------------|----------|--|------------|
| | | 52 | Cotton. | 4.74 |
| | | 60 | Knitted or crocheted fabrics. | 3.92 |
| | | 11 | Products of the milling industry; malt; starches | 3.89 |
| | | 23 | Residues and waste from the food industries; prepared animal fodder | 3.35 |
| | | 70 | Glass and glassware. | 3.11 |
| | | 73 | Articles of iron or steel. | 2.66 |
| | | 03 | Fish and crustaceans, molluscs and other aquatic invertebrates | 2.60 |
| | | 85 | Electrical machinery and equipment and parts thereof | 2.14 |
| | | 84 | Nuclear reactors, boilers, machinery and mechanical appliances | 1.87 |
| | | 33 | Essential oils and resinoids; perfumery, cosmetic | 1.60 |
| | | 74 | Copper and articles thereof. | 1.59 |
| | | 09 | Coffee, tea, maté and spices. | 1.32 |
| | | 44 | Wood and articles of wood; wood charcoal. | 1.23 |
| | | 4 digits | | |
| | | 1005 | Maize(corn) | 74.89 |
| | | 4804 | Uncoated kraft paper and paperboard, in rolls or sheets | 20.18 |
| | | 6304 | Other furnishing articles, nes (excl. of 94.04) | 19.74 |
| | | 6305 | Sacks and bags, used for packing goods | 7.29 |
| | | 2208 | Undenatured ethyl alcohol of an alcoholic strength <80%; spirits, etc | 6.35 |
| | | 1006 | Rice | 5.95 |
| | | 2711 | Petroleum gases and other gaseous hydrocarbons | 5.26 |
| | | 1208 | Flours and meals of oil seeds or oleaginous fruits | 4.28 |
| | | 6006 | Other knitted or crocheted fabrics. | 3.91 |
| | | 1101 | Wheat or meslin flour | 3.56 |
| | | 2710 | Petroleum oils and oils obtained from bituminous minerals, other than crude; preparation | 3.15 |
| | | 2306 | Oil-cake and other solid residues, of vegetable fats | 3.13 |
| | | 0713 | Dried leguminous vegetables, shelled | 3.12 |
| | | 7010 | Carboys, bottles, flasks ampoules, etc; stopper | 3.11 |
| | | 0703 | Onions, shallots, garlic, leeks...etc, fresh or chilled | 2.65 |
| | | 2701 | Coal; briquettes, ovoids and similar solid fuels manufactured from coal | 2.26 |
| | | 0304 | Fish fillets and other fish meat, fresh, chilled or frozen | 1.94 |
| | | 4821 | Paper or paperboard labels of all kinds, whether or not printed | 1.81 |
| | | 7320 | Springs and leaves for springs, of iron or steel | 1.77 |
| | | 5203 | Cotton, carded or combed | 1.70 |
| | Rwanda | 2 digits | | |
| | | 41 | Raw hides and skins (other than fur skins) and leather | 6.17 |
| | | 09 | Coffee, tea, maté and spices. | 1.24 |
| | | 26 | Ores, slag and ash. | 0.50 |
| | | 25 | Salt; sulphur; earths and stone; plastering material | 0.08 |
| | | 72 | Iron and steel. | 0.04 |
| | | 63 | Other made up textile articles; sets; worn clothing | 0.03 |
| | | 88 | Aircraft, spacecraft, and parts thereof. | 0.02 |
| | | 49 | Printed books, newspapers, pictures and other products | 0.02 |
| | | 40 | Rubber and articles thereof. | 0.01 |
| | | 86 | Railway or tramway locomotives, rolling-stock and | 0.01 |
| | | 85 | Electrical machinery and equipment and parts there | 0.00 |
| | | 84 | Nuclear reactors, boilers, machinery and mechanical | 0.00 |
| | | 69 | Ceramic products. | 0.00 |
| | | 33 | Essential oils and resinoids; perfumery, cosmetic | 0.00 |
| | | 94 | Furniture; bedding, mattresses, mattress supports, cushion, etc | 0.00 |
| | | 08 | Edible fruit and nuts; peel of citrus fruit or melons | 0.00 |
| | | 47 | Pulp of wood or of other fibrous cellulosic material | 0.00 |

TABLE 5A: INTRA-EAC TRADE OF THE MAJOR TWENTY IMPORTS, 2014 (VALUES IN US\$ MILLION)

| Partner state | Ctry of Origin | HS level | Description of Goods | CIF Values |
|---------------|----------------|----------|---|------------|
| | | 82 | Tools, implements, cutlery, spoons and forks, etc | 0.00 |
| | | 90 | Optical, photographic, cinematographic, measuring, instruments and apparatus | 0.00 |
| | | 70 | Glass and glassware. | |
| | | 4 digits | | |
| | | 4103 | Other raw hides and skins, fresh or preserved, etc | 3.98 |
| | | 4101 | Raw hides and skins of bovine or equine animals, not tanned | 2.19 |
| | | 0902 | Tea | 1.00 |
| | | 2601 | Iron ores and concentrates, including roasted | 0.50 |
| | | 0901 | Coffee; coffee husks and skins; coffee substitutes containing coffee | 0.24 |
| | | 2506 | Quartz; quartzite | 0.08 |
| | | 7201 | Pig iron and spiegeleisen in pigs, blocks or other | 0.04 |
| | | 6309 | Worn clothing | 0.03 |
| | | 8803 | Parts of goods of 88.01 or 88.02 | 0.02 |
| | | 4907 | Unused posted, revenue or stamps | 0.02 |
| | | 4011 | New pneumatic tyres, of rubber | 0.01 |
| | | 2530 | Mineral substances not elsewhere specified or included | 0.01 |
| | | 8609 | Containers for transport of one or more modes | 0.01 |
| | | 6911 | Tableware, kitchenware, other household articles, of plastics | 0.00 |
| | | 0802 | Other nuts, fresh or dried, nes | 0.00 |
| | | 8481 | Taps, cocks, valves and similar appliances | 0.00 |
| | | 4707 | Waste and scrap of paper or paperboard | 0.00 |
| | | 3304 | Beauty, make-up, skin-care (incl. suntan), manicure | 0.00 |
| | | 8517 | Electrical apparatus for line telephony or line telegraphy | 0.00 |
| | | 8518 | Microphones; loudspeakers; headphones.,etc | 0.00 |
| | Burundi | 2 digits | | |
| | | 48 | Paper and paperboard; articles of paper pulp, of paper or of paperboard | 0.00 |
| | | 09 | Coffee, tea, maté and spices. | 0.31 |
| | | 27 | Mineral fuels, mineral oils and products of their distillation; | 0.02 |
| | | 63 | Other made up textile articles; sets; worn clothing | 0.01 |
| | | 87 | Vehicles other than railway or tramway rolling-stock | 0.00 |
| | | 85 | Electrical machinery and equipment and parts thereof | 0.00 |
| | | 12 | Oil seeds and oleaginous fruits; miscellaneous grains, seeds, fruits | 0.00 |
| | | 4 digits | | |
| | | 0902 | Tea | 0.31 |
| | | 2710 | Petroleum oils and oils obtained from bituminous minerals, other than crude | 0.02 |
| | | 6309 | Worn clothing | 0.01 |
| | | 8703 | Motor cars and other motor vehicles for the transport of persons | 0.00 |
| | | 8507 | Electric accumulators (incl. Separators thereof) | 0.00 |
| | | 1209 | Seeds, fruits and spores, of a kind used for sowing | 0.00 |
| | | 8516 | Electric water and space heaters, hair-dressing apparatus | 0.00 |
| | | | | |
| Rwanda | Kenya | 2 digits | | |
| | | 49 | Printed books, newspapers, pictures and other products of the printing industry; manuscripts, typescripts and plans | 36.02 |
| | | 72 | Iron and steel | 15.31 |
| | | 39 | Plastics and articles thereof | 9.36 |
| | | 15 | Animal or vegetable fats and oils and their cleavage products; prepared edible fats; animal or vegetable waxes | 8.76 |
| | | 25 | Salt; sulphur; earths and stone; plastering materials, lime and cement | 8.27 |
| | | 85 | Electrical machinery and equipment and parts thereof; sound recorders and reproducers, television image and sound recorders and reproducers, and parts and accessories of such articles | 8.11 |

TABLE 5A: INTRA-EAC TRADE OF THE MAJOR TWENTY IMPORTS, 2014 (VALUES IN US\$ MILLION)

| Partner state | Ctry of Origin | HS level | Description of Goods | CIF Values |
|---------------|----------------|----------|--|------------|
| | | 48 | Paper and paperboard; articles of paper pulp, of paper or of paperboard | 6.43 |
| | | 30 | Pharmaceutical products | 6.07 |
| | | 64 | Footwear, gaiters and the like; parts of such articles | 5.23 |
| | | 24 | Tobacco and manufactured tobacco substitutes | 5.03 |
| | | 76 | Aluminium and articles thereof | 4.10 |
| | | 17 | Sugars and sugar confectionery | 3.95 |
| | | 32 | Tanning or dyeing extracts; tannins and their derivatives; dyes, pigments, etc colouring matter; paints and varnishes; putty and other mastics; inks | 3.38 |
| | | 22 | Beverages, spirits and vinegar | 3.14 |
| | | 73 | Articles of iron or steel | 3.08 |
| | | 10 | Cereals | 3.02 |
| | | 84 | Nuclear reactors, boilers, machinery and mechanical appliances; parts thereof | 2.96 |
| | | 34 | Soap, organic surface-active agents, washing preparations, lubricating preparations, artificial waxes, prepared waxes, polishing or scouring preparations, candles and similar articles, modelling pastes, | 2.63 |
| | | 27 | Mineral fuels, mineral oils and products of their distillation; bituminous substances; mineral waxes | 2.57 |
| | | 90 | Optical, photographic, cinematographic, measuring, checking, precision, medical or surgical instruments and apparatus; parts and accessories thereof | 2.11 |
| | | 4 digits | | |
| | | 4901 | Printed books, brochures, leaflets and similar printed matter, etc | 35.12 |
| | | 7210 | Flat-rolled products of iron or non-alloy steel, of a width of 600 mm or more, clad, plated or coated | 11.30 |
| | | 2501 | Salt (including table salt and denatured salt) and pure sodium chloride, etc | 5.60 |
| | | 3004 | Medicaments (excluding goods of heading 30.02, 30.05 or 30.06) consisting of mixed or unmixed for retail sale | 5.36 |
| | | 2402 | Cigars, cheroots, cigarillos and cigarettes, of tobacco or of tobacco substitutes. | 5.03 |
| | | 1511 | Palm oil and its fractions, whether or not refined, but not chemically modified. | 4.65 |
| | | 4819 | Cartons, boxes, cases, bags and other packing containers, of paper, paperboard, cellulose | 4.15 |
| | | 6402 | Other footwear with outer soles and uppers of rubber or plastics. | 3.77 |
| | | 1704 | Sugar confectionery (including white chocolate), not containing cocoa. | 3.74 |
| | | 3923 | Articles for the conveyance or packing of goods, of plastics; stoppers, lids, caps, etc | 2.92 |
| | | 8528 | Reception apparatus for television, whether or not incorporating radio-broadcast receivers | 2.57 |
| | | 1005 | Maize (corn). | 2.44 |
| | | 2523 | Portland cement, aluminous cement, slag cement, supersulphate cement and similar | 2.22 |
| | | 8544 | Insulated (including enamelled or anodised) wire, cable (including co-axial cable) | 2.20 |
| | | 7605 | Aluminium wire. | 2.18 |
| | | 2710 | Petroleum oils and oils obtained from bituminous minerals, other than crude; preparation | 2.15 |
| | | 7214 | Other bars and rods of iron or non-alloy steel, not further worked than forged, hot-roll | 1.99 |
| | | 3924 | Tableware, kitchenware, other household articles and toilet articles, of plastics. | 1.87 |
| | | 3917 | Tubes, pipes and hoses, and fittings thereof (for example, joints, elbows, flanges), etc | 1.72 |
| | | 3402 | Organic surface-active agents (other than soap); surface-active preparations, etc | 1.65 |

TABLE 5A: INTRA-EAC TRADE OF THE MAJOR TWENTY IMPORTS, 2014 (VALUES IN US\$ MILLION)

| Partner state | Ctry of Origin | HS level | Description of Goods | CIF Values |
|---------------|----------------|----------|--|------------|
| | Tanzania | 2 digits | | |
| | | 03 | Fish and crustaceans, molluscs and other aquatic invertebrates | 9.92 |
| | | 12 | Oil seeds and oleaginous fruits; miscellaneous grains, seeds and fruit; industrial or medicinal plants; straw and fodder | 8.35 |
| | | 25 | Salt; sulphur; earths and stone; plastering materials, lime and cement | 6.90 |
| | | 27 | Mineral fuels, mineral oils and products of their distillation; bituminous substances; mineral waxes | 6.68 |
| | | 31 | Fertilizers | 5.65 |
| | | 10 | Cereals | 4.79 |
| | | 72 | Iron and steel | 2.69 |
| | | 70 | Ceramic products | 2.39 |
| | | 19 | Preparations of cereals, flour, starch or milk; pastrycooks' products | 1.90 |
| | | 15 | Animal or vegetable fats and oils and their cleavage products; prepared edible fats; animal or vegetable waxes | 1.76 |
| | | 22 | Beverages, spirits and vinegar | 1.66 |
| | | 63 | Other made up textile articles; sets; worn clothing and worn textile articles; rags | 1.66 |
| | | 33 | Essential oils and resinoids; perfumery, cosmetic or toilet preparations | 1.58 |
| | | 39 | Plastics and articles thereof | 1.55 |
| | | 07 | Edible vegetables and certain roots and tubers | 1.47 |
| | | 48 | Paper and paperboard; articles of paper pulp, of paper or of paperboard | 1.29 |
| | | 73 | Articles of iron or steel | 0.88 |
| | | 36 | Explosives; pyrotechnic products; matches; pyrophoric alloys; certain combustible preparations | 0.84 |
| | | 32 | Tanning or dyeing extracts; tannins and their derivatives; dyes, pigments and other colouring matter; paints and varnishes; putty and other mastics; inks | 0.60 |
| | | 04 | Dairy produce; birds' eggs; natural honey; edible products of animal origin, not elsewhere specified or included | 0.56 |
| | | 4 digits | | |
| | | 0305 | Fish, dried, salted or in brine; smoked fish, whether or not cooked | 9.68 |
| | | 1202 | Ground-nuts, not roasted or otherwise cooked, whether or not shelled or broken. | 8.31 |
| | | 2523 | Portland cement, aluminous cement, slag cement, supersulphate cement, etc | 5.69 |
| | | 3105 | Mineral or chemical fertilisers containing two or three of the fertilising elements | 3.83 |
| | | 2712 | Petroleum jelly; paraffin wax, micro-crystalline petroleum wax, slack wax, ozokerite, | 2.76 |
| | | 7010 | Carboys, bottles, flasks, jars, pots, phials, ampoules and other containers, of glass, | 2.37 |
| | | 2711 | Petroleum gases and other gaseous hydrocarbons. | 2.26 |
| | | 1006 | Rice. | 2.10 |
| | | 1905 | Bread, pastry, cakes, biscuits and other bakers' wares, whether or not containing cocoa; | 1.90 |
| | | 3104 | Mineral or chemical fertilisers, potassic. | 1.74 |
| | | 1512 | Sunflower-seed, safflower or cotton-seed oil and fractions thereof, whether or not refined | 1.70 |
| | | 6305 | Sacks and bags, of a kind used for the packing of goods. | 1.59 |
| | | 1007 | Grain sorghum. | 1.50 |
| | | 7213 | Bars and rods, hot-rolled, in irregularly wound coils, of iron or non-alloy steel. | 1.34 |
| | | 2202 | Waters, including mineral waters and aerated waters, containing added sugar, etc | 1.32 |
| | | 1005 | Maize (corn). | 1.18 |
| | | 0714 | Manioc, arrowroot, salep, Jerusalem artichokes, sweet potatoes and similar roots and tub | 1.10 |
| | | 3304 | Beauty or make-up preparations and preparations for the care of the skin | 1.07 |
| | | 7214 | Other bars and rods of iron or non-alloy steel, not further worked than forged, hot-roll | 1.05 |
| | | 2713 | Petroleum coke, petroleum bitumen and other residues of petroleum oils, etc | 1.04 |
| | Uganda | 2 digits | | |
| | | 25 | Salt; sulphur; earths and stone; plastering materials, lime and cement | 57.78 |
| | | 15 | Animal or vegetable fats and oils and their cleavage products; prepared edible fats; animal or vegetable waxes | 55.66 |
| | | 34 | Soap, organic surface-active agents, washing preparations, lubricating preparations, artificial waxes, prepared waxes, polishing or scouring preparations, candles and similar articles, modelling pastes, | 15.53 |

TABLE 5A: INTRA-EAC TRADE OF THE MAJOR TWENTY IMPORTS, 2014 (VALUES IN US\$ MILLION)

| Partner state | Ctry of Origin | HS level | Description of Goods | CIF Values |
|---------------|----------------|----------|--|------------|
| | | 72 | Iron and steel | 14.02 |
| | | 17 | Sugars and sugar confectionery | 9.60 |
| | | 10 | Cereals | 8.74 |
| | | 22 | Beverages, spirits and vinegar | 6.00 |
| | | 48 | Paper and paperboard; articles of paper pulp, of paper or of paperboard | 5.86 |
| | | 73 | Articles of iron or steel | 5.55 |
| | | 39 | Plastics and articles thereof | 5.51 |
| | | 03 | Fish and crustaceans, molluscs and other aquatic invertebrates | 4.39 |
| | | 07 | Edible vegetables and certain roots and tubers | 3.89 |
| | | 32 | Tanning or dyeing extracts; tannins and their derivatives; dyes, pigments, etc colouring matter; paints and varnishes; putty and other mastics; inks | 3.33 |
| | | 33 | Essential oils and resinoids; perfumery, cosmetic or toilet preparations | 3.26 |
| | | 44 | Wood and articles of wood; wood charcoal | 3.26 |
| | | 90 | Optical, photographic, cinematographic, measuring, checking, precision, medical or surgical instruments and apparatus; parts and accessories thereof | 2.50 |
| | | 08 | Edible fruit and nuts; peel of citrus fruit or melons | 2.22 |
| | | 30 | Pharmaceutical products | 1.69 |
| | | 84 | Nuclear reactors, boilers, machinery and mechanical appliances; parts thereof | 1.68 |
| | | 76 | Aluminium and articles thereof | 1.56 |
| | | 4 digits | | |
| | | 2523 | Portland cement, aluminous cement, slag cement, supersulphate cement and similar | 56.55 |
| | | 1516 | Animal or vegetable fats and oils and their fractions, partly or wholly hydrogenated | 46.07 |
| | | 3401 | Soap; organic surface-active products and preparations for use as soap, etc | 13.18 |
| | | 1701 | Cane or beet sugar and chemically pure sucrose, in solid form. | 9.41 |
| | | 1511 | Palm oil and its fractions, whether or not refined, but not chemically modified. | 8.05 |
| | | 1005 | Maize (corn). | 7.31 |
| | | 7214 | Other bars and rods of iron or non-alloy steel, not further worked than forged, hot-roll | 5.87 |
| | | 4819 | Cartons, boxes, cases, bags and other packing containers, of paper, paperboard, | 4.41 |
| | | 7306 | Other tubes, pipes and hollow profiles (for example, open seam or welded, riveted or similarly closed) | 4.31 |
| | | 7210 | Flat-rolled products of iron or non-alloy steel, of a width of 600 mm or more, clad, plated or coated | 3.66 |
| | | 0305 | Fish, dried, salted or in brine; smoked fish, | 3.64 |
| | | 3208 | Paints and varnishes (including enamels and lacquers) based on synthetic polymers | 3.07 |
| | | 4403 | Wood in the rough, whether or not stripped of bark or sapwood, or roughly squared. | 2.63 |
| | | 3923 | Articles for the conveyance or packing of goods, of plastics; stoppers, lids, caps, etc | 2.45 |
| | | 9018 | Instruments and appliances used in medical, surgical, dental or veterinary sciences | 2.33 |
| | | 3402 | Organic surface-active agents (other than soap); surface-active preparations, etc | 2.32 |
| | | 7217 | Wire of iron or non-alloy steel. | 2.07 |
| | | 2208 | Undenatured ethyl alcohol of an alcoholic strength by volume of less than 80 % vol; spirits | 1.91 |
| | | 3304 | Beauty or make-up preparations and preparations for the care of the skin (other than medicinal) | 1.77 |
| | | 2207 | Undenatured ethyl alcohol of alcoholic strength by volume of 80 % vol or higher | 1.75 |
| | Burundi | 2 digit | | |
| | | 34 | Soap, organic surface-active agents, washing preparations, lubricating preparations, artificial waxes, prepared waxes, polishing or scouring preparations, candles and similar articles, modelling pastes, | 1.51 |
| | | 07 | Edible vegetables and certain roots and tubers | 0.86 |
| | | 09 | Coffee, tea, mate and spices | 0.72 |
| | | 08 | Edible fruit and nuts; peel of citrus fruit or melons | 0.43 |
| | | 72 | Iron and steel | 0.37 |

TABLE 5A: INTRA-EAC TRADE OF THE MAJOR TWENTY IMPORTS, 2014 (VALUES IN US\$ MILLION)

| Partner state | Ctry of Origin | HS level | Description of Goods | CIF Values |
|---------------|----------------|----------|---|------------|
| | | 39 | Plastics and articles thereof | 0.32 |
| | | 70 | Ceramic products | 0.27 |
| | | 73 | Articles of iron or steel | 0.25 |
| | | 10 | Cereals | 0.18 |
| | | 22 | Beverages, spirits and vinegar | 0.18 |
| | | 03 | Fish and crustaceans, molluscs and other aquatic invertebrates | 0.16 |
| | | 85 | Electrical machinery and equipment and parts thereof;sound recorders and reproducers,television image and sound recorders and reproducers, and parts and accessories of such articles | 0.12 |
| | | 84 | Nuclear reactors, boilers, machinery and mechanical appliances; parts thereof | 0.11 |
| | | 52 | Cotton | 0.09 |
| | | 28 | Inorganic chemicals; organic or inorganic compounds of precious metals, of rare-earth metals, of radioactive elements or of isotopes | 0.09 |
| | | 14 | Vegetable plaiting materials; vegetable products not elsewhere specified or included | 0.07 |
| | | 41 | Raw hides and skins (other than fur skins) and leather | 0.06 |
| | | 11 | Products of the milling industry; malt; starches; inulin; wheat gluten | 0.06 |
| | | 23 | Residues and waste from the food industries;prepared animal fodder | 0.05 |
| | | 21 | Miscellaneous edible preparations | 0.04 |
| | | 4 digit | | |
| | | 3401 | Soap; organic surface-active products and preparations for use as soap | 1.51 |
| | | 0901 | Coffee, whether or not roasted or decaffeinated; coffee husks and skins; coffee substitutes containing coffee | 0.71 |
| | | 0714 | Manioc, arrowroot, salep, Jerusalem artichokes, sweet potatoes and similar roots | 0.47 |
| | | 0805 | Citrus fruit, fresh or dried. | 0.31 |
| | | 7010 | Carboys, bottles, flasks, jars, pots, phials, ampoules and other containers | 0.27 |
| | | 7311 | Containers for compressed or liquefied gas, of iron or steel. | 0.24 |
| | | 7214 | Other bars and rods of iron or non-alloy steel, not further worked than forged, hot-roll | 0.20 |
| | | 2203 | Beer made from malt. | 0.17 |
| | | 1001 | Wheat and meslin. | 0.16 |
| | | 3925 | Builders' ware of plastics, not elsewhere specified or included. | 0.15 |
| | | 7204 | Ferrous waste and scrap; remelting scrap ingots of iron or steel. | 0.13 |
| | | 0305 | Fish, dried, salted or in brine; smoked fish, whether or not cooked | 0.13 |
| | | 0702 | Tomatoes, fresh or chilled. | 0.12 |
| | | 0703 | Onions, shallots, garlic, leeks and other alliaceous vegetables, fresh or chilled. | 0.11 |
| | | 3923 | Articles for the conveyance or packing of goods, of plastics; stoppers, lids, caps,etc | 0.11 |
| | | 0810 | Other fruit, fresh. | 0.09 |
| | | 0708 | Leguminous vegetables, shelled or unshelled, fresh or chilled. | 0.08 |
| | | 5208 | Woven fabrics of cotton, containing 85 % or more by weight of cotton | 0.07 |
| | | 1404 | Vegetable products not elsewhere specified or included. | 0.07 |
| | | 4101 | Raw hides and skins of bovine (including buffalo) or equine animals (fresh, or salted) | 0.06 |

TABLE 5A: INTRA-EAC TRADE OF THE MAJOR TWENTY IMPORTS, 2014 (VALUES IN US\$ MILLION)

| Partner state Burundi | Ctry of Origin Kenya | HS level 2 digits | Description of Goods | CIF Values |
|--------------------------|-------------------------|----------------------|---|------------|
| | | 31 | Fertilisers | 7.92 |
| | | 27 | Mineral fuels, oils & product of their distillation; etc | 5.31 |
| | | 72 | Iron and steel | 4.33 |
| | | 73 | Articles of iron and steel | 2.52 |
| | | 39 | Plastics and articles thereof | 1.77 |
| | | 85 | Electrical machinery equipment parts thereof, sound recorder, etc | 1.75 |
| | | 34 | Soap, organic surface-active agents, washing preparations, etc | 1.46 |
| | | 30 | Pharmaceutical products | 1.43 |
| | | 32 | Tanning/dyeing extract; tannins & derivatives; pigments, etc | 1.01 |
| | | 40 | Rubber and articles thereof | 0.83 |
| | | 84 | Nuclear reactors, boilers, machinery & mechanical appliance, parts | 0.77 |
| | | 48 | Paper & paperboard; art of paper pulp, paper/paperboard | 0.73 |
| | | 87 | Vehicles other than Railway/Tramway Roll-Stock, Parts & Accessories | 0.70 |
| | | 10 | Cereals | 0.64 |
| | | 28 | Inorganic chemicals; compounds of precious metals, radioactive elements, etc | 0.50 |
| | | 25 | Salt; sulphur; earth & stone; plastering material; lime & cement | 0.49 |
| | | 17 | Sugars and sugar confectionery | 0.48 |
| | | 76 | Aluminium and articles thereof | 0.45 |
| | | 44 | Wood and articles of wood; wood charcoal | 0.42 |
| | | 49 | Printed books, newspapers, pictures & other products, etc | 0.39 |
| | | 4 digits | | |
| | | 3105 | Mineral or chemical fertilisers containing two or three of the fertilising elements: | 7.36 |
| | | 2710 | Petroleum oils and oils obtained from bituminous minerals, other than crude; preparation: | 5.14 |
| | | 7210 | Flat-rolled products of iron or non-alloy steel, of a width of 600 mm or more, clad, plated or coated: | 2.23 |
| | | 7306 | Other tubes, pipes and hollow profiles (for example, open seam or welded, riveted or similarly closed): | 1.93 |
| | | 3402 | Organic surface-active agents (other than soap); surface-active preparations, washing preparations: | 1.35 |
| | | 3004 | Medicaments (excluding goods of heading 30.02, 30.05 or 30.06) consisting of mixed or unmixed: | 1.30 |
| | | 7208 | Flat-rolled products of iron or non-alloy steel, of a width of 600 mm or more, hot-roll: | 0.68 |
| | | 4011 | New pneumatic tyres, of rubber: | 0.67 |
| | | 7216 | Angles, shapes and sections of iron or non-alloy steel: | 0.65 |
| | | 1008 | Buckwheat, millet and canary seed; other cereals: | 0.64 |
| | | 3923 | Articles for the conveyance or packing of goods, of plastics; stoppers, lids, caps, etc | 0.60 |
| | | 3209 | Paints and varnishes (including enamels and lacquers) based on synthetic polymers, etc: | 0.55 |
| | | 8507 | Electric accumulators, including separators thereof, whether or not rectangular: | 0.53 |
| | | 4820 | Registers, account books, note books, order books, receipt books, letter pads, memorandums: | 0.45 |
| | | 3917 | Tubes, pipes and hoses, and fittings thereof (for example, joints, elbows, flanges): | 0.45 |
| | | 8519 | Turntables (record-decks), record-players, cassette-players and other sound reproducing: | 0.43 |
| | | 7308 | Structures (excluding prefabricated buildings of heading 94.06) and parts of structures: | 0.39 |
| | | 1704 | Sugar confectionery (including white chocolate), not containing cocoa: | 0.38 |
| | | 4411 | Fibreboard of wood or other ligneous materials, whether or not bonded with resins or other: | 0.38 |
| | | 1102 | Cereal flours other than of wheat or meslin: | 0.38 |

TABLE 5A: INTRA-EAC TRADE OF THE MAJOR TWENTY IMPORTS, 2014 (VALUES IN US\$ MILLION)

| Partner state | Ctry of Origin | HS level | Description of Goods | CIF Values |
|---------------|----------------|----------|--|------------|
| | Rwanda | 2 digits | | |
| | | 07 | Edible vegetables and certain roots and tubers | 1.36 |
| | | 25 | Salt; sulphur; earth & stone; plastering material; lime & cement | 1.17 |
| | | 84 | Nuclear reactors, boilers, machinery & mechanical appliance, parts | 1.12 |
| | | 39 | Plastics and articles thereof | 1.00 |
| | | 70 | Glass and glassware | 0.48 |
| | | 72 | Iron and steel | 0.41 |
| | | 94 | Furniture; bedding, mattress, mattress support, cushion ,etc | 0.39 |
| | | 22 | Beverages, spirits and vinegar | 0.30 |
| | | 27 | Mineral fuels, oils & product of their distillation,etc | 0.28 |
| | | 33 | Essential oils & resinoids; perfumery, cosmetic/toilet preparations | 0.24 |
| | | 85 | Electrical machinery equipment parts thereof, sound recorder etc | 0.23 |
| | | 04 | Dairy products; birds' eggs; natural honey; edible products nes | 0.15 |
| | | 48 | Paper & paperboard; art of paper pulp, paper/paperboard | 0.14 |
| | | 10 | Cereals | 0.11 |
| | | 87 | Vehicles other than railway/tramway roll-stock, parts & accessories | 0.10 |
| | | 69 | Ceramic products | 0.09 |
| | | 20 | Preparations of vegetable, fruit, nuts or other parts of plants | 0.08 |
| | | 64 | Footwear, gaiters and the like, parts of such articles | 0.07 |
| | | 63 | Other made up textile articles; sets; worn clothing, etc | 0.06 |
| | | 30 | Pharmaceutical products | 0.05 |
| | | 4 digits | | |
| | | 2523 | Portland cement, aluminous cement, slag cement, supersulphate cement, etc | 1.15 |
| | | 0701 | Potatoes, fresh or chilled: | 1.03 |
| | | 3923 | Articles for the conveyance or packing of goods, of plastics; stoppers, lids, caps,etc | 0.65 |
| | | 7010 | Carboys, bottles, flasks, jars, pots, phials, ampoules and other containers, | 0.48 |
| | | 8429 | Self-propelled bulldozers, angle dozers, graders, levellers, scrapers, mechanical shovels: | 0.41 |
| | | 8471 | Automatic data processing machines and units thereof; magnetic or optical readers | 0.38 |
| | | 2203 | Beer made from malt: | 0.28 |
| | | 9404 | Mattress supports; articles of bedding and similar furnishing (for example, mattresses) | 0.28 |
| | | 3901 | Polymers of ethylene, in primary forms: | 0.24 |
| | | 2710 | Petroleum oils and oils obtained from bituminous minerals, other than crude; preparation | 0.22 |
| | | 0702 | : | 0.21 |
| | | 7214 | Other bars and rods of iron or non-alloy steel, not further worked than forged, hot-roll: | 0.18 |
| | | 7217 | Wire of iron or non-alloy steel: | 0.12 |
| | | 3304 | Beauty or make-up preparations and preparations for the care of the skin (other than medicinal): | 0.12 |
| | | 3305 | Preparations for use on the hair. | 0.11 |
| | | 1005 | Maize (Corn) | 0.11 |
| | | 8466 | Parts and accessories suitable for use solely or principally with specified machines | 0.09 |
| | | 0401 | Milk and cream, not concentrated or containing added sugar or other sweetening matter. | 0.09 |
| | | 2009 | Fruit juices (including grape) and vegetable juices,etc | 0.08 |
| | | 9405 | Lamps and lighting fittings including searchlights and spotlights and parts thereof, | 0.08 |

TABLE 5A: INTRA-EAC TRADE OF THE MAJOR TWENTY IMPORTS, 2014 (VALUES IN US\$ MILLION)

| Partner state | Ctry of Origin | HS level | Description of Goods | CIF Values |
|---------------|----------------|----------|--|------------|
| | Tanzania | 2 digits | | |
| | | 25 | Salt; sulphur; earth & stone; plastering materials; lime & cement | 14.30 |
| | | 10 | Cereals | 9.08 |
| | | 27 | Mineral fuels, oils & products of their distillation, etc | 8.31 |
| | | 15 | Animal/Vegetable fats & oil & their cleavage products etc | 4.34 |
| | | 63 | Other made up textile articles; sets; worn clothing, etc | 4.10 |
| | | 70 | Glass and glassware | 3.01 |
| | | 31 | Fertilisers | 2.75 |
| | | 03 | Fish & crustacean, mollusc & other aquatic invertebrates | 1.77 |
| | | 72 | Iron and steel | 1.73 |
| | | 12 | Oil seeds, oleaginous fruits; miscellaneous grains, seeds, fruit, etc | 1.42 |
| | | 84 | Nuclear reactors, boilers, machinery & mechanical appliance, parts | 0.75 |
| | | 48 | Paper & paperboard; art of paper pulp, paper/paperboard | 0.68 |
| | | 19 | Preparations of cereal, flour, starch/milk; pastrycooks' products, etc | 0.53 |
| | | 33 | Essential oils & resinoids; perfumery, cosmetic/toilet Preparations | 0.49 |
| | | 39 | Plastics and articles thereof | 0.46 |
| | | 07 | Edible vegetables and certain roots and tubers | 0.45 |
| | | 11 | Products of the milling industry; malt; starches; Insulin; Wheat Gluten | 0.25 |
| | | 85 | Electrical machinery equipment parts thereof, sound recorder, etc | 0.23 |
| | | 02 | Meat and edible meat offal | 0.18 |
| | | 73 | Articles of iron and steel | 0.16 |
| | | 4 digits | | |
| | | 2523 | Portland cement, aluminous cement, slag cement, supersulphate cement, etc:: | 11.91 |
| | | 2710 | Petroleum oils and oils obtained from bituminous minerals, other than crude; preparation: | 6.51 |
| | | 1006 | Rice: | 6.04 |
| | | 1518 | Animal or vegetable fats and oils and their fractions, boiled, oxidised, dehydrated | 3.70 |
| | | 6304 | Other furnishing articles, excluding those of heading 94.04.: | 3.40 |
| | | 7010 | Carboys, bottles, flasks, jars, pots, phials, ampoules and other containers, etc | 3.01 |
| | | 1005 | Maize (Corn): | 2.54 |
| | | 2501 | Salt (including table salt and denatured salt) and pure sodium chloride, | 2.28 |
| | | 3105 | Mineral or chemical fertilisers containing two or three of the fertilising elements: | 1.94 |
| | | 0305 | Fish, dried, salted or in brine; smoked fish, whether or not cooked | 1.72 |
| | | 2712 | Petroleum jelly; paraffin wax, micro-crystalline petroleum wax, slack wax, ozokerite, | 1.37 |
| | | 1202 | Ground-nuts, not roasted or otherwise cooked, whether or not shelled or broken. | 1.37 |
| | | 7210 | Flat-rolled products of iron or non-alloy steel, of a width of 600 mm or more, clad, plated or coated: | 1.13 |
| | | 3102 | Mineral or chemical fertilisers, nitrogenous: | 0.78 |
| | | 6305 | Sacks and bags, of a kind used for the packing of goods: | 0.68 |
| | | 7214 | Other bars and rods of iron or non-alloy steel, not further worked than forged, hot-roll: | 0.54 |
| | | 1905 | Bread, pastry, cakes, biscuits and other bakers' wares, whether or not containing cocoa: | 0.52 |
| | | 3304 | Beauty or make-up preparations and preparations for the care of the skin (other than medicinal): | 0.48 |
| | | 1008 | Buckwheat, millet and canary seed; other cereals: | 0.45 |
| | | 8429 | Self-propelled bulldozers, angle dozers, graders, levellers, scrapers, mechanical shovels: | 0.44 |

TABLE 5A: INTRA-EAC TRADE OF THE MAJOR TWENTY IMPORTS, 2014 (VALUES IN US\$ MILLION)

| Partner state | Ctry of Origin | HS level | Description of Goods | CIF Values |
|---------------|----------------|----------|---|------------|
| | Uganda | 2 digits | | |
| | | 72 | Iron and steel | 6.48 |
| | | 15 | Animal/Vegetable fats & oil & their cleavage products; etc | 3.41 |
| | | 48 | Paper & paperboard; art of paper pulp, paper/paperboard | 2.01 |
| | | 25 | Salt; sulphur; earth & stone; plastering material; lime & cement | 1.72 |
| | | 73 | Articles of iron and steel | 1.59 |
| | | 24 | Tobacco and manufactured tobacco substitutes | 1.44 |
| | | 30 | Pharmaceutical products | 1.21 |
| | | 01 | Live animals | 0.95 |
| | | 32 | Tanning/Dyeing extract; tannins & derivatives; pigments, etc | 0.69 |
| | | 39 | Plastics and articles thereof | 0.64 |
| | | 33 | Essential oils & resinoids; perfumery, cosmetic/toilet preparations | 0.58 |
| | | 11 | Products of the milling industry; malt; starches; insulin; wheat gluten | 0.45 |
| | | 87 | Vehicles other than Railway/Tramway roll-stock, parts & accessories | 0.39 |
| | | 04 | Dairy products; birds' eggs; natural honey; edible products nes | 0.34 |
| | | 63 | Other made up textile articles; sets; worn clothing etc | 0.26 |
| | | 84 | Nuclear reactors, boilers, machinery & mechanical appliance, parts | 0.24 |
| | | 44 | Wood and articles of wood; wood charcoal | 0.23 |
| | | 34 | Soap, organic surface-active agents, washing preparations, etc | 0.19 |
| | | 07 | Edible vegetables and certain roots and tubers | 0.15 |
| | | 35 | Albuminoidal subs; modified starches; glues; enzymes | 0.11 |
| | | 4 digits | | |
| | | 7210 | Flat-rolled products of iron or non-alloy steel, of a width of 600 mm or more, clad, plated or coated: | 2.68 |
| | | 1516 | Animal or vegetable fats and oils and their fractions, partly or wholly hydrogenated | 2.40 |
| | | 7214 | Other bars and rods of iron or non-alloy steel, not further worked than forged, hot-roll: | 1.81 |
| | | 2523 | Portland cement, aluminous cement, slag cement, supersulphate cement:: | 1.68 |
| | | 4820 | Registers, account books, note books, order books, receipt books, letter pads, memorandums: | 1.65 |
| | | 2401 | Unmanufactured tobacco; tobacco refuse: | 1.34 |
| | | 7306 | Other tubes, pipes and hollow profiles (for example, open seam or welded): riveted or similarly closed) | 1.30 |
| | | 3004 | Medicaments (excluding goods of heading 30.02, 30.05 or 30.06) consisting of mixed or unmixed: | 1.16 |
| | | 1511 | Palm oil and its fractions, whether or not refined, but not chemically modified: | 0.87 |
| | | 0102 | Live bovine animals: | 0.85 |
| | | 7208 | Flat-rolled products of iron or non-alloy steel, of a width of 600 mm or more, hot-roll: | 0.83 |
| | | 7216 | Angles, shapes and sections of iron or non-alloy steel: | 0.52 |
| | | 3208 | Paints and varnishes (including enamels and lacquers) based on synthetic polymers | 0.46 |
| | | 7209 | Flat-rolled products of iron or non-alloy steel, of a width of 600 mm or more, cold-roll: | 0.42 |
| | | 3304 | Beauty or make-up preparations and preparations for the care of the skin (other than medicinal): | 0.39 |
| | | 0401 | Milk and cream, not concentrated nor containing added sugar or other sweetening matter: | 0.32 |
| | | 1102 | Cereal flours other than of wheat or meslin: | 0.32 |
| | | 4819 | Cartons, boxes, cases, bags and other packing containers, of paper, paperboard, cellulose: | 0.30 |
| | | 3901 | Polymers of ethylene, in primary forms: | 0.26 |
| | | 3917 | Tubes, pipes and hoses, and fittings thereof (for example, joints, elbows, flanges): | 0.22 |

TABLE 5A: INTRA-EAC TRADE OF THE MAJOR TWENTY IMPORTS, 2014 (VALUES IN US\$ MILLION)

| Partner state | Ctry of Origin | HS level | Description of Goods | CIF Values |
|---------------|----------------|----------|--|------------|
| Tanzania | Kenya | 2 digits | | |
| | | 28 | Inorganic chemicals; compounds of precious metals, radioactive elements, etc | 124.49 |
| | | 84 | Nuclear reactors, boilers, machinery & mechanical appliance; parts | 51.12 |
| | | 34 | Soap, organic surface-active agents, washing preparations, etc | 42.90 |
| | | 30 | Pharmaceutical products | 41.27 |
| | | 39 | Plastics and articles thereof | 32.57 |
| | | 88 | Aircraft, spacecraft, and parts of | 31.93 |
| | | 87 | Vehicles other than Railway/Tramway roll-stock, parts & accessories | 30.26 |
| | | 15 | Animal/Vegetable fats & oil & their cleavage products; etc | 28.88 |
| | | 25 | Salt; sulphur; earth & stone; plastering material; lime & cement | 27.35 |
| | | 85 | Electrical machinery equipment parts thereof; sound recorder, etc | 20.96 |
| | | 73 | Articles of iron and steel | 14.73 |
| | | 76 | Aluminium and articles thereof | 14.17 |
| | | 17 | Sugars and sugar confectionery | 14.08 |
| | | 49 | Printed books, newspapers, pictures & other products, etc | 13.32 |
| | | 94 | Furniture; bedding, mattress, mattress support, cushion, etc | 12.56 |
| | | 27 | Mineral fuels, oils & product of their distillation, etc | 12.50 |
| | | 83 | Miscellaneous articles of base metal | 11.38 |
| | | 02 | Meat and edible meat offal | 10.40 |
| | | 48 | Paper & paperboard; art of paper pulp, paper/paperboard | 10.10 |
| | | 04 | Dairy products; birds' eggs; natural honey; edible products nes | 9.60 |
| | | 4 digits | | |
| | | 2839 | Silicates; commercial alkali metal silicates | 114.43 |
| | | 3004 | Medicaments of mixed or unmixed products, for retail sale | 37.99 |
| | | 8802 | Other aircraft (eg helicopters, aeroplanes); spacecraft, etc | 30.48 |
| | | 3401 | Soap; organic surface-active products in bars, etc; paper with Soap,etc | 26.53 |
| | | 3923 | Articles for conveyance or packing of goods, of plastics | 22.39 |
| | | 8431 | Parts suitable for use with the machinery Of 84.25 To 84.30 | 20.66 |
| | | 2523 | Portland cement, aluminous cement, persulphate cement, etc | 17.04 |
| | | 3402 | Non-soap surface-active agents; washing preparations in powder, liquid, etc | 14.50 |
| | | 1517 | Margarine; edible preparations of animal or vegetable fats or oils, nes | 13.83 |
| | | 1704 | Sugar confectionery (incl. white chocolate), not containing cocoa | 13.81 |
| | | 8716 | Trailers and semi-trailers; other vehicles, not mechanically propelled | 12.39 |
| | | 8507 | Electric accumulators (incl. separators thereof) | 11.56 |
| | | 2710 | Petroleum oils and oils obtained from bituminous minerals, other than crude | 11.01 |
| | | 8309 | Stoppers, caps and lids, capsules for bottles... of base metal | 9.90 |
| | | 2501 | Salt/Pure sodium chloride whether or not containing anti-caking agents; seawater | 9.75 |
| | | 0401 | Milk and cream, not concentrated or sweetened | 9.11 |
| | | 8479 | Machines and mechanical appliances, having individual functions, nes | 8.76 |
| | | 7615 | Table, kitchen, household and sanitary articles of aluminium | 8.62 |
| | | 9406 | Prefabricated buildings | 8.44 |
| | | 1511 | Palm oil and its fractions whether or not refined not chemically modified | 8.11 |
| | Uganda | 2 digits | | |
| | | 44 | Wood and articles of wood; wood charcoal | 13.63 |
| | | 84 | Nuclear reactors, boilers, machinery & mechanical appliance; parts | 4.21 |
| | | 87 | Vehicles other than Railway/Tramway roll-stock, parts & accessories | 3.79 |
| | | 30 | Pharmaceutical products | 3.54 |
| | | 15 | Animal/Vegetable fats & oil & their cleavage products; etc | 2.43 |
| | | 85 | Electrical machinery equipment parts thereof; sound recorder, etc | 2.40 |
| | | 24 | Tobacco and manufactured tobacco substitutes | 2.38 |
| | | 34 | Soap, organic surface-active agents, washing preparations, etc | 1.99 |
| | | 90 | Optical, photographic, cinematography, measuring, checking, precision, etc instruments and apparatus | 1.83 |
| | | 72 | Iron and steel | 1.45 |

TABLE 5A: INTRA-EAC TRADE OF THE MAJOR TWENTY IMPORTS, 2014 (VALUES IN US\$ MILLION)

| Partner state | Ctry of Origin | HS level | Description of Goods | CIF Values |
|---------------|----------------|----------|--|------------|
| | | 22 | Beverages, spirits and vinegar | 1.35 |
| | | 12 | Oil seeds and oleaginous fruits; miscellaneous grain, seed, fruit, etc | 1.33 |
| | | 48 | Paper & paperboard; art of paper pulp, paper/paperboard | 1.20 |
| | | 10 | Cereals | 1.12 |
| | | 04 | Dairy products; birds' eggs; natural honey; edible products nes | 1.07 |
| | | 07 | Edible vegetables and certain roots and tubers | 1.05 |
| | | 33 | Essential oils & resinoids; perfumery, cosmetic/toilet preparations | 0.78 |
| | | 39 | Plastics and articles thereof | 0.57 |
| | | 27 | Mineral fuels, oils & product of their distillation; etc | 0.49 |
| | | 73 | Articles of iron and steel | 0.24 |
| | | 4 digits | | 48.22 |
| | | 4404 | Hoopwood; split poles; piles, etc; wooden sticks, etc; chipwood | 8.72 |
| | | 4403 | Wood in the rough or roughly squared | 4.91 |
| | | 3004 | Medicaments of mixed or unmixed products, for retail sale | 3.48 |
| | | 2401 | Unmanufactured tobacco; tobacco refuse | 2.38 |
| | | 8704 | Motor vehicles for the transport of goods | 2.22 |
| | | 3401 | Soap; organic surface-active products in bars, etc; paper with soap, etc | 1.85 |
| | | 8429 | Self-propelled bulldozers, angle dozers, graders, levellers, etc | 1.35 |
| | | 8703 | Motor cars and other motor vehicles for the transport of persons | 1.33 |
| | | 7210 | Rolled iron or non-alloy steel, >=600mm wide, clad, plated or coated | 1.32 |
| | | 8459 | Machine-tools for drilling, boring, milling... by removing metal | 1.26 |
| | | 2201 | Waters, (incl. mineral waters and aerated waters); ice and snow | 1.18 |
| | | 9015 | Surveying, hydrographic, oceanographic... instruments/appliances, nes | 1.15 |
| | | 1511 | Palm oil and its fractions whether or not refined not chemically modified | 1.02 |
| | | 8517 | Electrical apparatus for line telephony or line telegraphy | 0.92 |
| | | 4821 | Paper or paperboard labels of all kinds, whether or not printed | 0.92 |
| | | 1515 | Other fixed vegetable fats and oils (incl. jojoba oil) and fractions | 0.83 |
| | | 0713 | Dried leguminous vegetables, shelled | 0.79 |
| | | 1008 | Buckwheat, millet and canary seed and other cereals, nes | 0.73 |
| | | 1201 | Soya beans | 0.67 |
| | | 0402 | Milk and cream, concentrated or sweetened | 0.62 |
| | Burundi | 2 digits | | |
| | | 38 | Miscellaneous chemical products | 0.28 |
| | | 22 | Beverages, spirits and vinegar | 0.17 |
| | | 87 | Vehicles other than railway/tramway roll-stock, parts & accessories | 0.07 |
| | | 39 | Plastics and articles thereof | 0.03 |
| | | 72 | Iron and steel | 0.02 |
| | | 83 | Miscellaneous articles of base metal | 0.00 |
| | | 85 | Electrical machinery equipment parts thereof; sound recorder, etc | 0.00 |
| | | 09 | Coffee, tea, mate and spices | 0.00 |
| | | 94 | Furniture; bedding, mattress, mattress support, cushion, etc | 0.00 |
| | | 62 | Art of apparel & clothing access, not knitted/crocheted | 0.00 |
| | | 49 | Printed books, newspapers, pictures & other products, etc | 0.00 |
| | | 25 | Salt; sulphur; earth & stone; plastering material; lime & cement | 0.00 |
| | | 10 | Cereals | 0.00 |
| | | 30 | Pharmaceutical products | 0.00 |
| | | 76 | Aluminium and articles thereof | - |
| | | 90 | Optical, photographic, cinematography, measuring, checking, precision, etc instruments and apparatus | - |
| | | 96 | Miscellaneous manufactured articles | - |
| | | 73 | Articles of iron and steel | - |
| | | 32 | Tanning/dyeing extract; tannins & derivatives; pigments, etc | - |
| | | 84 | Nuclear reactors, boilers, machinery & mechanical appliance; parts | - |

TABLE 5A: INTRA-EAC TRADE OF THE MAJOR TWENTY IMPORTS, 2014 (VALUES IN US\$ MILLION)

| Partner state | Ctry of Origin | HS level | Description of Goods | CIF Values |
|---------------|----------------|----------|--|------------|
| | | 4 digits | | |
| | | 3824 | Prepared binders for foundry mould or cores | 0.28 |
| | | 2203 | Beer made from malt | 0.17 |
| | | 8703 | Motor cars and other motor vehicles for the transport of persons | 0.03 |
| | | 3915 | Waste, parings and scrap, of plastics | 0.03 |
| | | 8704 | Motor vehicles for the transport of goods | 0.02 |
| | | 7224 | Other alloy steel in primary forms; semi-products thereof | 0.02 |
| | | 8711 | Motorcycles (incl. mopeds) and cycles fitted with an auxiliary motor | 0.01 |
| | | 8707 | Bodies (incl. cabs) for the motorvehicles of 87.01 to 87.05 | 0.01 |
| | | 8708 | Parts and accessories of the motor vehicles of 87.01 to 87.05 | 0.00 |
| | | 8305 | Fittings for loose-leaf binders or files, letter clips of base metal | 0.00 |
| | | 8517 | Electrical apparatus for line telephony or line telegraphy | 0.00 |
| | | 0901 | Coffee; coffee husks and skins; coffee substitutes containing coffee | 0.00 |
| | | 9403 | Other furniture and parts thereof | 0.00 |
| | | 6203 | Men's or boys' suits, ensembles, jackets, blazers, trousers,etc | 0.00 |
| | | 4901 | Printed books, brochures, leaflets and similar printed matter | 0.00 |
| | | 2505 | Natural sands of all kinds, (excl. metal-bearing sands of Chapter 26) | 0.00 |
| | | 8512 | Electrical lighting/signalling equipment, etc, for cycles/motor vehicles | 0.00 |
| | | 1007 | Grain sorghum | 0.00 |
| | | 3002 | Human blood; animal blood; antisera, etc; vaccines, toxins, etc | 0.00 |
| | | 8701 | Tractors (excl. tractors of 87.09) | - |
| | | 1511 | Palm oil and its fractions whether or not refined not chemically modified | 8.11 |
| | Rwanda | 2 digits | | |
| | | 44 | Wood and articles of wood; wood charcoal | 2.57 |
| | | 85 | Electrical machinery equipment parts thereof; sound recorder, etc | 0.32 |
| | | 87 | Vehicles other than railway/tramway roll-stock, parts & accessories | 0.16 |
| | | 84 | Nuclear reactors, boilers, machinery & mechanical appliance; parts | 0.07 |
| | | 90 | Optical, photographic, cinematography, measuring, checking, precision, etc instruments and apparatus | 0.03 |
| | | 70 | Glass and glassware | 0.01 |
| | | 82 | Tool, implement, cutlery, spoon & fork, of base metal, etc | 0.01 |
| | | 22 | Beverages, spirits and vinegar | 0.01 |
| | | 28 | Inorganic chemicals; compounds of precious metals, radioactive elements, etc | 0.01 |
| | | 25 | Salt; sulphur; earth & stone; plastering material; lime & cement | 0.00 |
| | | 96 | Miscellaneous manufactured articles | 0.00 |
| | | 71 | Natural/cultured pearls, precious stones & metals, coin, etc | 0.00 |
| | | 40 | Rubber and articles thereof | 0.00 |
| | | 72 | Iron and steel | 0.00 |
| | | 42 | Articles of leather; saddlery/harness; travel goods, etc | 0.00 |
| | | 73 | Articles of iron and steel | 0.00 |
| | | 68 | Art of stone, plaster, cement, asbestos, mica/sim material | 0.00 |
| | | 39 | Plastics and articles thereof | 0.00 |
| | | 62 | Art of apparel & clothing access, not knitted/crocheted | 0.00 |
| | | 61 | Art of apparel & clothing access, knitted or crocheted | 0.00 |
| | | 4 digits | | |
| | | 4404 | Hoopwood; split poles; piles, etc; wooden sticks, etc; chipwood | 2.03 |
| | | 4403 | Wood in the rough or roughly squared | 0.54 |
| | | 8517 | Electrical apparatus for line telephony or line telegraphy | 0.16 |
| | | 8704 | Motor vehicles for the transport of goods | 0.09 |
| | | 8521 | Video recording or reproducing apparatus | 0.04 |
| | | 8703 | Motor cars and other motor vehicles for the transport of persons | 0.03 |
| | | 9022 | Apparatus based on x-rays or on alpha, beta or gamma radiation, etc | 0.03 |

TABLE 5A: INTRA-EAC TRADE OF THE MAJOR TWENTY IMPORTS, 2014 (VALUES IN US\$ MILLION)

| Partner state | Ctry of Origin | HS level | Description of Goods | CIF Values |
|---------------|----------------|----------|--|------------|
| | | 4 digits | | |
| | | 8430 | Earth moving... machinery, nes; pile-drivers/extractors; snow-ploughs | 0.02 |
| | | 8716 | Trailers and semi-trailers; other vehicles, not mechanically propelled | 0.02 |
| | | 8542 | Electronic integrated circuits and micro assemblies | 0.02 |
| | | 8528 | Television receivers (incl. video monitors and video projectors) | 0.02 |
| | | 8518 | Microphones; loudspeakers; headphones...; electric amplifiers... | 0.02 |
| | | 8538 | Parts suitable for use with the apparatus of 85.35, 85.36 or 85.37 | 0.02 |
| | | 8435 | Presses, crushers, etc, for making wine, cider, fruit juices, etc | 0.01 |
| | | 7001 | Cullet and other waste of glass | 0.01 |
| | | 8205 | Hand tools, nes; blow lamps; vices, clamps, etc; anvils, etc | 0.01 |
| | | 8536 | Electrical apparatus for switching electrical circuits, =<1000v | 0.01 |
| | | 2203 | Beer made from malt | 0.01 |
| | | 8507 | Electric accumulators (incl. separators thereof) | 0.01 |
| | | 8701 | Tractors (excl. tractors of 87.09) | 0.01 |



TABLE 5B: INTRA-EAC TRADE OF THE MAJOR TWENTY IMPORTS, 2015 (VALUES IN US\$ MILLION)

| Partner state | Ctry of Origin | HS level | Description of Goods | CIF Values |
|---------------|----------------|----------|--|------------|
| Uganda | Burundi | 2 digits | | |
| | | 72 | Iron and steel | 1.71 |
| | | 41 | Raw hides and skins (other than fur skins) and leather | 1.00 |
| | | 09 | Coffee, tea, mate and spices | 0.39 |
| | | 84 | Nuclear reactors, boilers, machinery & mechanical appliance; parts | 0.18 |
| | | 85 | Electrical machinery equipment parts thereof; sound recorder, etc | 0.04 |
| | | 48 | Paper & paperboard; art of paper pulp, paper/paperboard | 0.01 |
| | | 90 | Optical, photographic, cinematography, measuring, checking, precision, etc instruments and apparatus | 0.01 |
| | | 39 | Plastics and articles thereof | 0.01 |
| | | 87 | Vehicles other than railway/tramway roll-stock, parts & accessories | 0.01 |
| | | 96 | Miscellaneous manufactured articles | 0.00 |
| | | 29 | Organic chemicals | 0.00 |
| | | 95 | Toys, games & sports requisites; parts & access thereof | 0.00 |
| | | 73 | Articles of iron or steel | 0.00 |
| | | 69 | Ceramic products | 0.00 |
| | | 40 | Rubber and articles thereof | 0.00 |
| | | 28 | Inorganic chemicals; compounds of precious metals, radioactive elements, etc | 0.00 |
| | | 06 | Live tree & other plant; bulb, root; cut flowers, etc | 0.00 |
| | | 64 | Footwear, gaiters and the like; parts of such articles | 0.00 |
| | | 47 | Pulp of wood/of other fibrous cellulosic material; waste, etc | 0.00 |
| | | 05 | Products of animal origin, nes or included. | 0.00 |
| | | 4 digits | | |
| | | 7204 | Ferrous waste and scrap; remelting scrap ingots of iron or steel | 1.29 |
| | | 4101 | Raw hides and skins of bovine or equine animals, not tanned | 0.99 |
| | | 7214 | Iron/steel bars and rods, forged, etc (incl. twisted), uncoiled | 0.42 |
| | | 0901 | Coffee; coffee husks and skins; coffee substitutes containing coffee | 0.39 |
| | | 8479 | Machines and mechanical appliances, having individual functions, nes | 0.08 |
| | | 8437 | Machines for cleaning... seed...; milling... machinery | 0.08 |
| | | 8517 | Electrical apparatus for line telephony or line telegraphy | 0.04 |
| | | 4103 | Other raw hides and skins, fresh or preserved, not tanned, nes | 0.02 |
| | | 9015 | Surveying, hydrographic, oceanographic... Instruments/appliances, nes | 0.01 |
| | | 4819 | Cartons, boxes, etc; box files, etc, of paper, paperboard, etc | 0.01 |
| | | 8422 | Dish washing machines; machinery for cleaning. filling.etc | 0.01 |
| | | 3915 | Waste, parings and scrap, of plastics | 0.01 |
| | | 8703 | Motor cars and other motor vehicles for the transport of persons | 0.01 |
| | | 9601 | Worked ivory, bone, tortoise-shell... And articles thereof | 0.00 |
| | | 8716 | Trailers and semi-trailers; other vehicles, not mechanically propelled | 0.00 |
| | | 3920 | Other plates, of plastics, not reinforced, etc | 0.00 |
| | | 2915 | Saturated acyclic monocarboxylic acids and their derivatives | 0.00 |
| | | 4813 | Cigarette paper | 0.00 |
| | | 8431 | Parts suitable for use with the machinery of 84.25 to 84.30 | 0.00 |
| | | 8516 | Electric water and space heaters, hair-dressing apparatus, irons, etc | 0.00 |
| | Kenya | 2 digits | | |
| | | 25 | Salt; sulphur; earth & stone; plastering material; lime & cement | 71.78 |
| | | 72 | Iron and steel | 53.25 |
| | | 27 | Mineral fuels, oils & product of their distillation, etc | 45.62 |
| | | 39 | Plastics and articles thereof | 41.53 |
| | | 22 | Beverages, spirits and vinegar | 41.36 |
| | | 30 | Pharmaceutical products | 22.65 |
| | | 87 | Vehicles other than railway/tramway roll-stock, parts & accessories | 21.51 |
| | | 34 | Soap, organic surface-active agents, washing preparations, etc | 19.04 |
| | | 17 | Sugars and sugar confectionery | 17.26 |
| | | 48 | Paper & paperboard; art of paper pulp, paper/paperboard | 15.10 |

TABLE 5B: INTRA-EAC TRADE OF THE MAJOR TWENTY IMPORTS, 2015 (VALUES IN US\$ MILLION)

| Partner state | Ctry of Origin | HS level | Description of Goods | CIF Values |
|---------------|----------------|----------|--|------------|
| Uganda | Burundi | 2 digits | | |
| | | 21 | Miscellaneous edible preparations | 14.18 |
| | | 73 | Articles of iron or steel | 13.13 |
| | | 28 | Inorganic chemicals; compounds of precious metals, radioactive elements, etc | 12.67 |
| | | 15 | Animal/vegetable fats & oils & their cleavage products, etc | 11.33 |
| | | 49 | Printed books, newspapers, pictures & other products, etc | 10.22 |
| | | 24 | Tobacco and manufactured tobacco substitutes | 9.11 |
| | | 85 | Electrical machinery equipment parts thereof; sound recorder, etc | 8.90 |
| | | 38 | Miscellaneous chemical products | 8.74 |
| | | 84 | Nuclear reactors, boilers, machinery & mechanical appliance; parts | 8.69 |
| | | 64 | Footwear, gaiters and the like; parts of such articles | 8.66 |
| | | 4 digits | | |
| | | 2523 | Portland cement, aluminous cement, persulphate cement, etc | 39.28 |
| | | 7210 | Rolled iron or non-alloy steel, >=600mm wide, clad, plated or coated | 36.14 |
| | | 2710 | Petroleum oils, etc, (excl. Crude); preparations thereof, nes | 35.87 |
| | | 2501 | Salt and pure sodium chloride; sea water | 27.68 |
| | | 3923 | Articles for the of goods, of plastics; stoppers, etc, of plastics | 22.97 |
| | | 3004 | Medicaments of mixed or unmixed products, for retail sale | 20.68 |
| | | 1704 | Sugar confectionery (incl. White chocolate), not containing cocoa | 16.67 |
| | | 2203 | Beer made from malt | 13.63 |
| | | 2207 | Ethyl alcohol, undenatured of >=80% alcohol, denatured spirits | 13.51 |
| | | 3402 | Non-soap surface-active agents; washing preparations, nes | 9.92 |
| | | 2202 | Waters (incl. Mineral and aerated), with added sugar (incl. Sweetened) | 9.42 |
| | | 2402 | Cigars, cigarillos, cigarettes, etc, of tobacco or tobacco substitutes | 9.11 |
| | | 8716 | Trailers and semi-trailers; other vehicles, not mechanically propelled | 8.67 |
| | | 2716 | Electrical energy | 8.66 |
| | | 8702 | Public-transport type passenger motor vehicles | 8.36 |
| | | 1517 | Margarine; edible preparations of animal or vegetable fats or oils, nes | 8.31 |
| | | 7204 | Ferrous waste and scrap; remelting scrap ingots of iron or steel | 7.46 |
| | | 3808 | Insecticides, rodenticides... And similar products, for retail sale | 7.32 |
| | | 2103 | Sauces and sauce preparations; mixed condiments and seasonings; mustard | 7.20 |
| | | 7209 | Cold-rolled iron or non-alloy steel, >=600mm wide | 6.98 |
| | Rwanda | 2 digits | | |
| | | 41 | Raw hides and skins (other than fur skins) and leather | 3.93 |
| | | 72 | Iron and steel | 2.81 |
| | | 07 | Edible vegetables and certain roots and tubers | 0.56 |
| | | 23 | Residues & waste from the food industries; prepared animal fodder | 0.41 |
| | | 55 | Man-made staple fibres | 0.32 |
| | | 27 | Mineral fuels, oils & product of their distillation, etc | 0.32 |
| | | 85 | Electrical machinery equipment parts thereof; sound recorder, etc | 0.16 |
| | | 76 | Aluminium and articles thereof | 0.14 |
| | | 09 | Coffee, tea, mate and spices | 0.14 |
| | | 15 | Animal/vegetable fats & oils & their cleavage products, etc | 0.11 |
| | | 33 | Essential oils & resinoids; perfumery, cosmetic/toilet preparations | 0.09 |
| | | 39 | Plastics and articles thereof | 0.06 |
| | | 84 | Nuclear reactors, boilers, machinery & mechanical appliance; parts | 0.06 |
| | | 96 | Miscellaneous manufactured articles | 0.06 |
| | | 32 | Tanning/dyeing extract; tannins & derivatives; pigments, etc | 0.03 |
| | | 22 | Beverages, spirits and vinegar | 0.03 |
| | | 68 | Art of stone, plaster, cement, asbestos, mica/sim material | 0.03 |
| | | 90 | Optical, photographic, cinematography, measuring, checking, precision, etc instruments and apparatus | 0.02 |
| | | 49 | Printed books, newspapers, pictures & other product, etc | 0.02 |
| | | 04 | Dairy products; birds' eggs; natural honey; edible products nes | 0.02 |

TABLE 5B: INTRA-EAC TRADE OF THE MAJOR TWENTY IMPORTS, 2015 (VALUES IN US\$ MILLION)

| Partner state | Ctry of Origin | HS level | Description of Goods | CIF Values |
|---------------|----------------|----------|--|------------|
| | | 4 digits | | |
| | | 4101 | Raw hides and skins of bovine or equine animals, not tanned | 3.89 |
| | | 7204 | Ferrous waste and scrap; remelting scrap ingots of iron or steel | 2.81 |
| | | 2304 | Oil-cake and other solid residues, of soya-bean | 0.41 |
| | | 5513 | Woven fabrics, <85% synthetic staple fibres, with cotton, =<170g/m2 | 0.32 |
| | | 2716 | Electrical energy | 0.32 |
| | | 0713 | Dried leguminous vegetables, shelled | 0.19 |
| | | 0706 | Carrots, turnips, salad beetroot...etc, fresh or chilled | 0.16 |
| | | 0701 | Potatoes, fresh or chilled | 0.15 |
| | | 7602 | Aluminium waste and scrap | 0.14 |
| | | 0901 | Coffee; coffee husks and skins; coffee substitutes containing coffee | 0.14 |
| | | 1516 | Animal or vegetable fats and oils and fractions, hydrogenated, etc | 0.11 |
| | | 3304 | Beauty, make-up, skin-care (incl. Suntan), manicure Preparations | 0.09 |
| | | 3915 | Waste, parings and scrap, of plastics | 0.06 |
| | | 9605 | Travel sets for personal toilet, sewing or shoe or clothes cleaning | 0.06 |
| | | 8528 | Television receivers (incl. video monitors and video projectors) | 0.06 |
| | | 8517 | Electrical apparatus for line telephony or line telegraphy | 0.06 |
| | | 0708 | Leguminous vegetables, shelled or unshelled, fresh or chilled | 0.04 |
| | | 4103 | Other raw hides and skins, fresh or preserved, not tanned, nes | 0.04 |
| | | 8471 | Automatic data processing machines; magnetic readers, nes | 0.04 |
| | | 2203 | Beer made from malt | 0.03 |
| | Tanzania | 2 digits | | |
| | | 09 | Coffee, tea, mate and spices | 15.05 |
| | | 27 | Mineral fuels, oils & product of their distillation, etc | 8.19 |
| | | 10 | Cereals | 6.85 |
| | | 70 | Glass and glassware | 5.73 |
| | | 72 | Iron and steel | 4.01 |
| | | 63 | Other made up textile articles; sets; worn clothing, etc | 3.58 |
| | | 39 | Plastics and articles thereof | 2.88 |
| | | 48 | Paper & paperboard; art of paper pulp, paper/paperboard | 2.32 |
| | | 22 | Beverages, spirits and vinegar | 2.19 |
| | | 07 | Edible vegetables and certain roots and tubers | 1.67 |
| | | 85 | Electrical machinery equipment parts thereof; sound recorder, etc | 1.41 |
| | | 33 | Essential oils & resinoids; perfumery, cosmetic/toilet preparations | 1.18 |
| | | 79 | Zinc and articles thereof | 1.12 |
| | | 84 | Nuclear reactors, boilers, machinery & mechanical appliance; parts | 0.88 |
| | | 03 | Fish & crustacean, mollusc & other aquatic invertebrate | 0.82 |
| | | 23 | Residues & waste from the food industries; prepared animal fodder | 0.62 |
| | | 64 | Footwear, gaiters and the like; parts of such articles | 0.55 |
| | | 25 | Salt; sulphur; earth & stone; plastering material; lime & cement | 0.52 |
| | | 56 | Wadding, felt & nonwoven; yarns; twine, cordage, etc | 0.47 |
| | | 11 | Products of the milling industry; malt; starches; inulin; wheat gluten | 0.41 |
| | | 4 digits | | |
| | | 0901 | Coffee; coffee husks and skins; coffee substitutes containing coffee | 15.01 |
| | | 2710 | Petroleum oils, etc, (excl. crude); preparations thereof, nes | 7.57 |
| | | 1006 | Rice | 5.81 |
| | | 7010 | Carboys, bottles, flasks ampoules, etc; stoppers, lids., of glass | 5.73 |
| | | 7210 | Rolled iron or non-alloy steel, >=600mm wide, clad, plated or coated | 3.58 |
| | | 6305 | Sacks and bags, used for packing goods | 3.37 |
| | | 4819 | Cartons, boxes, etc; box files, etc, of paper, paperboard, etc | 1.99 |
| | | 3920 | Other plates, of plastics, not reinforced, etc | 1.78 |

TABLE 5B: INTRA-EAC TRADE OF THE MAJOR TWENTY IMPORTS, 2015 (VALUES IN US\$ MILLION)

| Partner state | Ctry of Origin | HS level | Description of Goods | CIF Values |
|---------------|----------------|----------|--|------------|
| | | 2 digits | | |
| | | 2207 | Ethyl alcohol, undenatured of $\geq 80\%$ alcohol, denatured spirits | 1.46 |
| | | 3304 | Beauty, make-up, skin-care (incl. Suntan), manicure... Preparations | 0.93 |
| | | 8504 | Electrical transformers, static converters and inductors | 0.92 |
| | | 0714 | Roots and tubers with high starch content, fresh or dried | 0.90 |
| | | 7901 | Unwrought zinc | 0.87 |
| | | 3923 | Articles for the of goods, of plastics; stoppers, etc, of plastics | 0.85 |
| | | 0305 | Fish, salted, dried...; smoked fish; fish meal fit for human consumption | 0.78 |
| | | 2202 | Waters (incl. Mineral and aerated), with added sugar...(incl. sweetened) | 0.72 |
| | | 2306 | Oil-cake and other solid residues, of vegetable fats | 0.62 |
| | | 2711 | Petroleum gases and other gaseous hydrocarbons | 0.58 |
| | | 6402 | Other footwear with outer soles and uppers of rubber or plastics | 0.54 |
| | | 1003 | Barley | 0.50 |
| Kenya | Uganda | 2 digits | | |
| | | 10 | Cereals. | 42.75 |
| | | 24 | Tobacco and manufactured tobacco substitutes. | 42.69 |
| | | 04 | Dairy produce; birds' eggs; natural honey; edible products of animal origin, nes | 35.94 |
| | | 07 | Edible vegetables and certain roots and tubers. | 32.04 |
| | | 12 | Oil seeds and oleaginous fruits; miscellaneous grain, seeds, fruits | 19.34 |
| | | 17 | Sugars and sugar confectionery. | 17.77 |
| | | 09 | Coffee, tea, maté and spices. | 7.04 |
| | | 44 | Wood and articles of wood; wood charcoal. | 5.68 |
| | | 23 | Residues and waste from the food industries; preparations | 5.04 |
| | | 15 | Animal or vegetable fats and oils and their cleavage products; | 2.95 |
| | | 52 | Cotton. | 2.12 |
| | | 72 | Iron and steel. | 1.92 |
| | | 48 | Paper and paperboard; articles of paper pulp, of paper or of paperboard | 1.63 |
| | | 30 | Pharmaceutical products. | 1.44 |
| | | 08 | Edible fruit and nuts; peel of citrus fruit or melons | 1.18 |
| | | 41 | Raw hides and skins (other than fur skins) and leather | 0.93 |
| | | 26 | Ores, slag and ash. | 0.92 |
| | | 96 | Miscellaneous manufactured articles. | 0.35 |
| | | 22 | Beverages, spirits and vinegar. | 0.33 |
| | | 06 | Live trees and other plants; bulbs, roots ,etc | 0.27 |
| | | 4 digits | | |
| | | 2401 | Unmanufactured tobacco; tobacco refuse | 42.55 |
| | | 1005 | Maize(corn) | 30.41 |
| | | 0713 | Dried leguminous vegetables, shelled | 30.26 |
| | | 0402 | Milk and cream, concentrated or sweetened | 25.69 |
| | | 1207 | Other oil seeds and oleaginous fruits | 18.52 |
| | | 1701 | Cane or beet sugar and chemically pure sucrose, in solid form | 17.55 |
| | | 1008 | Buckwheat, millet and canary seed and other cereals | 11.30 |
| | | 0401 | Milk and cream, not concentrated or sweetened | 9.72 |
| | | 0902 | Tea | 6.81 |
| | | 2304 | Oil cake from soya bean oil | 3.40 |
| | | 1512 | Sunflower-seed, safflower or cotton-seed oil and their fractions | 2.64 |
| | | 4404 | Hoopwood; split poles; piles, etc; wooden sticks, | 2.51 |
| | | 5203 | Cotton, carded or combed | 2.10 |
| | | 4410 | Particle board and similar board of wood or other ligneous materials | 1.92 |
| | | 2306 | Oil-cake and other solid residues, of vegetable fats | 1.45 |
| | | 0714 | Roots and tubers with high starch content, fresh or dried | 1.31 |

TABLE 5B: INTRA-EAC TRADE OF THE MAJOR TWENTY IMPORTS, 2015 (VALUES IN US\$ MILLION)

| Partner state | Ctry of Origin | HS level | Description of Goods | CIF Values |
|---------------|----------------|----------|---|------------|
| | | 4 digits | | |
| | | 3004 | Medicaments of mixed or unmixed products, for retail sale | 1.24 |
| | | 1007 | Grain sorghum | 0.93 |
| | | 2601 | Iron ores and concentrates, including roasted iron | 0.92 |
| | | 4104 | Leather of bovine or equine animals, without hair | 0.90 |
| | Tanzania | 2 digits | | |
| | | 10 | Cereals. | 46.36 |
| | | 63 | Other made up textile articles; sets; worn clothing | 27.12 |
| | | 48 | Paper and paperboard; articles of paper pulp, of paper or of paperboard | 26.09 |
| | | 07 | Edible vegetables and certain roots and tubers. | 6.67 |
| | | 22 | Beverages, spirits and vinegar. | 5.13 |
| | | 01 | Live animals. | 5.05 |
| | | 27 | Mineral fuels, mineral oils and products of their distillation | 4.85 |
| | | 60 | Knitted or crocheted fabrics. | 4.41 |
| | | 11 | Products of the milling industry; malt; starches; | 3.92 |
| | | 70 | Glass and glassware. | 3.89 |
| | | 25 | Salt; sulphur; earths and stone; plastering material | 3.79 |
| | | 73 | Articles of iron or steel. | 3.59 |
| | | 23 | Residues and waste from the food industries; preparations | 3.19 |
| | | 74 | Copper and articles thereof. | 3.02 |
| | | 52 | Cotton. | 2.85 |
| | | 03 | Fish and crustaceans, molluscs and other aquatic invertebrates | 2.67 |
| | | 12 | Oil seeds and oleaginous fruits; miscellaneous grains, seeds, fruits | 2.42 |
| | | 09 | Coffee, tea, maté and spices. | 2.40 |
| | | 31 | Fertilisers. | 1.61 |
| | | 85 | Electrical machinery and equipment and parts thereof | 1.42 |
| | | 4 digits | | |
| | | 1005 | Maize(corn) | 45.20 |
| | | 4804 | Uncoated kraft paper and paperboard, in rolls or sheets | 23.63 |
| | | 6304 | Other furnishing articles, nes (excl. Of 94.04) | 19.08 |
| | | 6305 | Sacks and bags, used for packing goods | 7.02 |
| | | 6006 | Other knitted or crocheted fabrics. | 4.41 |
| | | 2208 | Undenatured ethyl alcohol of an alcoholic strength <80%; spirits, etc | 4.17 |
| | | 0102 | Live bovine animals | 4.06 |
| | | 7010 | Carboys, bottles, flasks ampoules, etc; | 3.89 |
| | | 2306 | Oil-cake and other solid residues, of vegetable fats | 3.03 |
| | | 7408 | Copper wire | 2.84 |
| | | 2710 | Petroleum oils and oils obtained from bituminous | 2.65 |
| | | 0703 | Onions, shallots, garlic, leeks...etc, fresh or chilled | 2.55 |
| | | 2523 | Portland cement, aluminous cement, persulphate cement | 2.49 |
| | | 0304 | Fish fillets and other fish meat, fresh, chilled,etc | 2.18 |
| | | 0902 | Tea | 2.01 |
| | | 1101 | Wheat or meslin flour | 2.01 |
| | | 1102 | Cereal flours, (excl. Wheat or meslin) | 1.91 |
| | | 0708 | Leguminous vegetables, shelled or unshelled, fresh | 1.84 |
| | | 1208 | Flours and meals of oil seeds or oleaginous fruits | 1.83 |
| | | 7320 | Springs and leaves for springs, of iron or steel | 1.81 |
| | Rwanda | 2 digits | | |
| | | 41 | Raw hides and skins (other than fur skins) and leather | 4.18 |
| | | 09 | Coffee, tea, maté and spices. | 2.46 |
| | | 12 | Oil seeds and oleaginous fruits; miscellaneous grain, seeds, fruits | 0.65 |

TABLE 5B: INTRA-EAC TRADE OF THE MAJOR TWENTY IMPORTS, 2015 (VALUES IN US\$ MILLION)

| Partner state | Ctry of Origin | HS level | Description of Goods | CIF Values |
|---------------|----------------|----------|--|------------|
| | | 2 digits | | |
| | | 26 | Ores, slag and ash. | 0.33 |
| | | 88 | Aircraft, spacecraft, and parts thereof. | 0.15 |
| | | 23 | Residues and waste from the food industries; preparations | 0.09 |
| | | 08 | Edible fruit and nuts; peel of citrus fruit, etc | 0.06 |
| | | 63 | Other made up textile articles; sets; worn clothing | 0.02 |
| | | 25 | Salt; sulphur; earths and stone; plastering material | 0.02 |
| | | 40 | Rubber and articles thereof. | 0.02 |
| | | 82 | Tools, implements, cutlery, spoons and forks, etc | 0.01 |
| | | 85 | Electrical machinery and equipment and parts thereof | 0.00 |
| | | 94 | Furniture; bedding, mattresses, mattress supports, cushions, etc | 0.00 |
| | | 49 | Printed books, newspapers, pictures and other similar products | 0.00 |
| | | 84 | Nuclear reactors, boilers, machinery and mechanical | 0.00 |
| | | 47 | Pulp of wood or of other fibrous cellulosic material | 0.00 |
| | | 90 | Optical, photographic, cinematographic, measuring, instruments and apparatus | 0.00 |
| | | 69 | Ceramic products. | 0.00 |
| | | 73 | Articles of iron or steel. | 0.00 |
| | | 87 | Vehicles other than railway or tramway, rolling-stock, parts and accessories | 0.00 |
| | | 4 digits | | |
| | | 4103 | Other raw hides and skins, fresh or preserved | 2.26 |
| | | 4101 | Raw hides and skins of bovine or equine animals, not tanned | 1.78 |
| | | 0901 | Coffee; coffee husks and skins; coffee substitutes | 1.51 |
| | | 0902 | Tea | 0.96 |
| | | 1208 | Flours and meals of oil seeds or oleaginous fruits | 0.65 |
| | | 2601 | Iron ores and concentrates, including roasted iron | 0.33 |
| | | 8803 | Parts of goods of 88.01 or 88.02 | 0.15 |
| | | 4102 | Raw skins of sheep or lambs, but not tanned | 0.13 |
| | | 2304 | Oil cake from soya bean oil | 0.09 |
| | | 0802 | Other nuts, fresh or dried, nes | 0.06 |
| | | 6309 | Worn clothing | 0.02 |
| | | 2530 | Mineral substances not elsewhere specified or included | 0.02 |
| | | 4011 | New pneumatic tyres, of rubber | 0.02 |
| | Burundi | 2 digits | | |
| | | 09 | Coffee, tea, maté and spices. | 0.31 |
| | | 27 | Mineral fuels, mineral oils and products of their distillation | 0.02 |
| | | 63 | Other made up textile articles; sets; worn clothing | 0.01 |
| | | 87 | Vehicles other than railway or tramway rolling-stock | 0.00 |
| | | 85 | Electrical machinery and equipment and parts thereof | 0.00 |
| | | 12 | Oil seeds and oleaginous fruits; miscellaneous grains, seeds, fruits | 0.00 |
| | | 4 digits | | |
| | | 4101 | Raw hides and skins of bovine or equine animals, not tanned | 0.89 |
| | | 4103 | Other raw hides and skins, fresh or preserved | 0.60 |
| | | 0901 | Coffee; coffee husks and skins; coffee substitutes | 0.41 |
| | | 0902 | Tea | 0.20 |
| | | 4102 | Raw skins of sheep or lambs, but not tanned | 0.05 |
| | | 4104 | Leather of bovine or equine animals, without hair | 0.04 |
| | | 6309 | Worn clothing | 0.04 |
| | | 8517 | Electrical apparatus for line telephony or line telegraphy | 0.01 |
| | | 6902 | Refractory bricks, blocks, tiles | 0.01 |
| | | 8471 | Automatic data processing machines; magnetic readers, etc | 0.01 |
| | | 8463 | Other machine-tools for working metal, sintered metal | 0.01 |

TABLE 5B: INTRA-EAC TRADE OF THE MAJOR TWENTY IMPORTS, 2015 (VALUES IN US\$ MILLION)

| Partner state | Ctry of Origin | HS level | Description of Goods | CIF values |
|---------------|----------------|----------|---|------------|
| | | 4 digits | | |
| | | 6903 | Other refractory ceramic goods (excl. Siliceous) | 0.01 |
| Rwanda | Kenya | 2 digits | | |
| | | 25 | Salt; sulphur; earths and stone;plastering materials, lime and cement | 15.8 |
| | | 15 | Animal or vegetable fats and oils and their cleavage products;prepared edible fats;animal or vegetable waxes | 12.8 |
| | | 72 | Iron and steel | 9.9 |
| | | 39 | Plastics and articles thereof | 9.8 |
| | | 48 | Paper and paperboard; articles of paper pulp,of paper or of paperboard | 8.3 |
| | | 64 | Footwear, gaiters and the like; parts of such articles | 8.2 |
| | | 85 | Electrical machinery and equipment and parts thereof;sound recorders and reproducers,television image and sound recorders and reproducers, and parts and accessories of such articles | 5.8 |
| | | 17 | Sugars and sugar confectionery | 5.3 |
| | | 30 | Pharmaceutical products | 5.1 |
| | | 32 | Tanning or dyeing extracts; tannins and their derivatives; dyes,pigments and other colouring matter;paints and varnishes; putty and other mastics; inks | 5.1 |
| | | 73 | Articles of iron or steel | 4.8 |
| | | 22 | Beverages, spirits and vinegar | 4.7 |
| | | 24 | Tobacco and manufactured tobacco substitutes | 3.8 |
| | | 84 | Nuclear reactors, boilers, machinery and mechanical appliances; parts thereof | 3.7 |
| | | 38 | Miscellaneous chemical products | 3.4 |
| | | 76 | Aluminium and articles thereof | 2.8 |
| | | 34 | Soap, organic surface-active agents, washing preparationslubricating preparations, artificial waxes, prepared waxes,polishing or scouring preparations, candles and similar articles, modelling pastes, | 2.7 |
| | | 83 | Miscellaneous articles of base metal | 2.7 |
| | | 63 | Other made up textile articles; sets;worn clothing and worn textile articles; rags | 2.5 |
| | | 21 | Miscellaneous edible preparations | 2.5 |
| | | 4 digits | | |
| | | 1511 | Palm oil and its fractions, whether or not refined, but not chemically modified. | 9.91 |
| | | 2501 | Salt (including table salt and denatured salt) and pure sodium chloride | 9.54 |
| | | 6402 | Other footwear with outer soles and uppers of rubber or plastics. | 5.77 |
| | | 4819 | Cartons, boxes, cases, bags and other packing containers, of paper, paperboard, cellulose | 5.24 |
| | | 1704 | Sugar confectionery (including white chocolate), not containing cocoa. | 5.15 |
| | | 7210 | Flat-rolled products of iron or non-alloy steel, of a width of 600 mm or more, clad, plated or coated | 5.09 |
| | | 2523 | Portland cement, aluminous cement, slag cement, supersulphate cement, etc | 4.81 |
| | | 3004 | Medicaments (excluding goods of heading 30.02, 30.05 or 30.06) consisting of mixed or unmixed for retail sale | 4.53 |
| | | 2402 | Cigars, cheroots, cigarillos and cigarettes, of tobacco or of tobacco substitutes. | 3.84 |
| | | 3209 | Paints and varnishes (including enamels and lacquers) based on synthetic polymers | 3.03 |
| | | 3923 | Articles for the conveyance or packing of goods, of plastics; stoppers, lids, caps, etc | 2.72 |
| | | 3924 | Tableware, kitchenware, other household articles and toilet articles, of plastics. | 2.69 |
| | | 8309 | Stoppers, caps and lids (including crown corks, screw caps and pouring stoppers), | 2.53 |

TABLE 5B: INTRA-EAC TRADE OF THE MAJOR TWENTY IMPORTS, 2015 (VALUES IN US\$ MILLION)

| Partner state | Ctry of Origin | HS level | Description of Goods | CIF Values |
|---------------|----------------|----------|--|------------|
| | | 2 digits | | |
| | | 8544 | Insulated (including enamelled or anodised) wire, cable (including co-axial cable) | 2.45 |
| | | 7214 | Other bars and rods of iron or non-alloy steel, not further worked than forged, hot-roll | 2.02 |
| | | 2207 | Undenatured ethyl alcohol of an alcoholic strength by volume of 80 % vol or higher; | 1.87 |
| | | 7306 | Other tubes, pipes and hollow profiles (for example, open seam or welded, riveted or similarly closed) | 1.82 |
| | | 4820 | Registers, account books, note books, order books, receipt books, letter pads, memorandums | 1.76 |
| | | 7615 | Table, kitchen or other household articles and parts thereof, of aluminium; pot scourers | 1.74 |
| | | 2710 | Petroleum oils and oils obtained from bituminous minerals, other than crude; preparation | 1.74 |
| | Tanzania | 2 digits | | |
| | | 25 | Salt; sulphur; earths and stone;plastering materials, lime and cement | 18.16 |
| | | 03 | Fish and crustaceans, molluscs and other aquatic invertebrates | 8.59 |
| | | 72 | Iron and steel | 8.25 |
| | | 07 | Edible vegetables and certain roots and tubers | 7.21 |
| | | 27 | Mineral fuels, mineral oils and products of their distillation;bituminous substances; mineral waxes | 6.29 |
| | | 70 | Ceramic products | 4.47 |
| | | 12 | Oil seeds and oleaginous fruits; miscellaneous grains, seeds and fruit; industrial or medicinal plants; straw and fodder | 3.40 |
| | | 48 | Paper and paperboard; articles of paper pulp,of paper or of paperboard | 3.39 |
| | | 31 | Fertilisers | 3.13 |
| | | 10 | Cereals | 2.87 |
| | | 63 | Other made up textile articles; sets;worn clothing and worn textile articles; rags | 2.08 |
| | | 22 | Beverages, spirits and vinegar | 1.70 |
| | | 19 | Preparations of cereals, flour, starch or milk;pastrycooks' products | 1.69 |
| | | 39 | Plastics and articles thereof | 1.52 |
| | | 84 | Nuclear reactors, boilers, machinery and mechanical appliances; parts thereof | 1.39 |
| | | 73 | Articles of iron or steel | 1.15 |
| | | 08 | Edible fruit and nuts; peel of citrus fruit or melons | 1.02 |
| | | 33 | Essential oils and resinoids; perfumery,cosmetic or toilet preparations | 0.92 |
| | | 34 | Soap, organic surface-active agents, washing preparations,lubricating preparations, artificial waxes, prepared waxes,polishing or scouring preparations, candles and similar articles,modeling pastes, | 0.83 |
| | | 23 | Residues and waste from the food industries;prepared animal fodder | 0.82 |
| | | 4 digits | | |
| | | 2523 | Portland cement, aluminous cement, slag cement, supersulphate cement | 13.95 |
| | | 0305 | Fish, dried, salted or in brine; smoked fish, whether or not cooked | 8.43 |
| | | 7210 | Flat-rolled products of iron or non-alloy steel, of a width of 600 mm or more, clad, plated or coated | 6.26 |
| | | 0714 | Manioc, arrowroot, salep, Jerusalem artichokes, sweet potatoes and similar roots and tubers | 5.33 |
| | | 7010 | Carboys, bottles, flasks, jars, pots, phials, ampoules and other containers, of glass, | 4.47 |
| | | 2712 | Petroleum jelly; paraffin wax, micro-crystalline petroleum wax, slack wax, ozokerite, | 3.38 |
| | | 1202 | Ground-nuts, not roasted or otherwise cooked, whether or not shelled or broken. | 3.36 |

TABLE 5B: INTRA-EAC TRADE OF THE MAJOR TWENTY IMPORTS, 2015 (VALUES IN US\$ MILLION)

| Partner state | Ctry of Origin | HS level | Description of Goods | CIF Values |
|---------------|----------------|----------|--|------------|
| | | 4 digits | | |
| | | 3105 | Mineral or chemical fertilisers containing two or three of the fertilising elements | 2.40 |
| | | 2520 | Gypsum; anhydrite; plasters (consisting of calcined gypsum or calcium sulphate) | 2.25 |
| | | 6305 | Sacks and bags, of a kind used for the packing of goods. | 1.92 |
| | | 1006 | Rice. | 1.85 |
| | | 7214 | Other bars and rods of iron or non-alloy steel, not further worked than forged, hot-roll | 1.83 |
| | | 2501 | Salt (including table salt and denatured salt) and pure sodium chloride | 1.80 |
| | | 1905 | Bread, pastry, cakes, biscuits and other bakers' wares, whether or not containing cocoa; | 1.69 |
| | | 0713 | Dried leguminous vegetables, shelled, whether or not skinned or split. | 1.45 |
| | | 4821 | Paper or paperboard labels of all kinds, whether or not printed. | 1.43 |
| | | 2701 | Coal; briquettes, ovoids and similar solid fuels manufactured from coal. | 1.31 |
| | | 4804 | Uncoated kraft paper and paperboard, in rolls or sheets, other than that of heading 48.0 | 1.03 |
| | | 2711 | Petroleum gases and other gaseous hydrocarbons. | 1.02 |
| | | 2202 | Waters, including mineral waters and aerated waters, containing added sugar or other sweetening | 0.99 |
| | Uganda | 2 digits | | |
| | | 25 | Salt; sulphur; earths and stone;plastering materials, lime and cement | 62.40 |
| | | 15 | Animal or vegetable fats and oils and their cleavage products;prepared edible fats;animal or vegetable waxes | 38.30 |
| | | 10 | Cereals | 17.07 |
| | | 34 | Soap, organic surface-active agents, washing preparations,lubricating preparations, artificial waxes, prepared waxes,polishing or scouring preparations, candles and similar articles,modeling pastes, | 15.94 |
| | | 72 | Iron and steel | 15.11 |
| | | 03 | Fish and crustaceans, molluscs and other aquatic invertebrates | 10.79 |
| | | 39 | Plastics and articles thereof | 7.88 |
| | | 07 | Edible vegetables and certain roots and tubers | 6.50 |
| | | 48 | Paper and paperboard; articles of paper pulp,of paper or of paperboard | 6.08 |
| | | 73 | Articles of iron or steel | 5.73 |
| | | 22 | Beverages, spirits and vinegar | 5.23 |
| | | 33 | Essential oils and resinoids; perfumery,cosmetic or toilet preparations | 4.84 |
| | | 12 | Oil seeds and oleaginous fruits; miscellaneous grains, seeds and fruit; industrial or medicinal plants; straw and fodder | 3.82 |
| | | 32 | Tanning or dyeing extracts; tannins and their derivatives; dyes,pigments and other colouring matter;paints and varnishes; putty and other mastics; inks | 3.31 |
| | | 08 | Edible fruit and nuts; peel of citrus fruit or melons | 3.01 |
| | | 76 | Aluminium and articles thereof | 2.48 |
| | | 38 | Miscellaneous chemical products | 2.02 |
| | | 44 | Wood and articles of wood; wood charcoal | 1.96 |
| | | 11 | Products of the milling industry; malt; starches;inulin; wheat gluten | 1.63 |
| | | 04 | Dairy produce; birds' eggs; natural honey;edible products of animal origin,not elsewhere specified or included | 1.59 |
| | | 4 digits | | |
| | | 2523 | Portland cement, aluminous cement, slag cement, supersulphate cement and similar | 61.62 |
| | | 1516 | Animal or vegetable fats and oils and their fractions, partly or wholly hydrogenated | 33.16 |

TABLE 5B: INTRA-EAC TRADE OF THE MAJOR TWENTY IMPORTS, 2015 (VALUES IN US\$ MILLION)

| Partner state | Ctry of Origin | HS level | Description of Goods | CIF Values |
|---------------|----------------|----------|--|------------|
| | | 2 digits | | |
| | | 3401 | Soap; organic surface-active products and preparations for use as soap | 13.52 |
| | | 1005 | Maize (corn). | 13.10 |
| | | 0305 | Fish, dried, salted or in brine; smoked fish, whether or not cooked | 10.10 |
| | | 7214 | Other bars and rods of iron or non-alloy steel, not further worked than forged, hot-roll | 6.10 |
| | | 4819 | Cartons, boxes, cases, bags and other packing containers, of paper, paperboard, cellulose | 4.40 |
| | | 7306 | Other tubes, pipes and hollow profiles (for example, open seam or welded, riveted or similarly closed) | 4.06 |
| | | 7210 | Flat-rolled products of iron or non-alloy steel, of a width of 600 mm or more, clad, plated or coated | 3.98 |
| | | 1007 | Grain sorghum. | 3.93 |
| | | 3923 | Articles for the conveyance or packing of goods, of plastics; stoppers, lids, caps | 3.78 |
| | | 1202 | Ground-nuts, not roasted or otherwise cooked, whether or not shelled or broken. | 3.10 |
| | | 3208 | Paints and varnishes (including enamels and lacquers) based on synthetic polymers | 2.99 |
| | | 3304 | Beauty or make-up preparations and preparations for the care of the skin (other than medicinal) | 2.95 |
| | | 0714 | Manioc, arrowroot, salep, Jerusalem artichokes, sweet potatoes and similar roots and tubers | 2.87 |
| | | 1511 | Palm oil and its fractions, whether or not refined, but not chemically modified. | 2.78 |
| | | 0701 | Potatoes, fresh or chilled. | 2.65 |
| | | 7217 | Wire of iron or non-alloy steel. | 2.52 |
| | | 3402 | Organic surface-active agents (other than soap); surface-active preparations, etc | 2.39 |
| | | 2208 | Undenatured ethyl alcohol of an alcoholic strength by volume of less than 80 % vol; spirits | 2.08 |
| | Burundi | 2 digit | | |
| | | 34 | Soap, organic surface-active agents, washing preparations, lubricating preparations, artificial waxes, prepared waxes, polishing or scouring preparations, candles and similar articles, modelling pastes, | 3.34 |
| | | 07 | Edible vegetables and certain roots and tubers | 2.56 |
| | | 08 | Edible fruit and nuts; peel of citrus fruit or melons | 0.53 |
| | | 73 | Articles of iron or steel | 0.39 |
| | | 70 | Ceramic products | 0.33 |
| | | 03 | Fish and crustaceans, molluscs and other aquatic invertebrates | 0.26 |
| | | 72 | Iron and steel | 0.25 |
| | | 85 | Electrical machinery and equipment and parts thereof; sound recorders and reproducers, television image and sound recorders and reproducers, and parts and accessories of such articles | 0.20 |
| | | 23 | Residues and waste from the food industries; prepared animal fodder | 0.13 |
| | | 39 | Plastics and articles thereof | 0.11 |
| | | 10 | Cereals | 0.08 |
| | | 52 | Cotton | 0.07 |
| | | 96 | Miscellaneous manufactured articles | 0.05 |
| | | 94 | Furniture; bedding, mattresses, mattress supports, cushions and similar stuffed furnishings; lamps and lighting fittings, not elsewhere specified or included; illuminated signs, illuminated name-plates and the like | 0.05 |
| | | 22 | Beverages, spirits and vinegar | 0.04 |

TABLE 5B: INTRA-EAC TRADE OF THE MAJOR TWENTY IMPORTS, 2015 (VALUES IN US\$ MILLION)

| Partner state | Ctry of Origin | HS level | Description of Goods | CIF Values |
|---------------|----------------|----------|--|------------|
| | Burundi | 2 digits | | |
| | | 15 | Animal or vegetable fats and oils and their cleavage products; prepared edible fats; animal or vegetable waxes | 0.04 |
| | | 11 | Products of the milling industry; malt; starches; inulin; wheat gluten | 0.04 |
| | | 28 | Inorganic chemicals; organic or inorganic compounds of precious metals, of rare-earth metals, of radioactive elements or of isotopes | 0.04 |
| | | 44 | Wood and articles of wood; wood charcoal | 0.03 |
| | | 41 | Raw hides and skins (other than fur skins) and leather | 0.03 |
| | | 4 digit | | |
| | | 3401 | Soap; organic surface-active products and preparations for use as soap | 3.29 |
| | | 0714 | Manioc, arrowroot, salep, Jerusalem artichokes, sweet potatoes and similar roots and tubers | 1.44 |
| | | 0713 | Dried leguminous vegetables, shelled, whether or not skinned or split. | 0.58 |
| | | 0805 | Citrus fruit, fresh or dried. | 0.37 |
| | | 7010 | Carboys, bottles, flasks, jars, pots, phials, ampoules and other containers | 0.33 |
| | | 7311 | Containers for compressed or liquefied gas, of iron or steel. | 0.25 |
| | | 7204 | Ferrous waste and scrap; remelting scrap ingots of iron or steel. | 0.24 |
| | | 0708 | Leguminous vegetables, shelled or unshelled, fresh or chilled. | 0.17 |
| | | 0702 | Tomatoes, fresh or chilled. | 0.16 |
| | | 8548 | Waste and scrap of primary cells, primary batteries and electric accumulators; | 0.15 |
| | | 0302 | Fish, fresh or chilled, excluding fish fillets and other fish meat of heading 03.04. | 0.13 |
| | | 0810 | Other fruit, fresh. | 0.13 |
| | | 0305 | Fish, dried, salted or in brine; smoked fish, whether or not cooked | 0.12 |
| | | 0712 | Dried vegetables, whole, cut, sliced, broken or in powder, but not further prepared. | 0.12 |
| | | 2302 | Bran, sharps and other residues, whether or not in the form of pellets | 0.08 |
| | | 7307 | Tube or pipe fittings (for example, couplings, elbows, sleeves), of iron or steel. | 0.07 |
| | | 3925 | Builders' ware of plastics, not elsewhere specified or included. | 0.07 |
| | | 0703 | Onions, shallots, garlic, leeks and other alliaceous vegetables, fresh or chilled. | 0.07 |
| | | 1007 | Grain sorghum. | 0.06 |
| | | 5201 | Cotton, not carded or combed. | 0.06 |
| Tanzania | Kenya | 2 digits | | |
| | | 30 | Pharmaceutical products | 30.61 |
| | | 39 | Plastics and articles thereof | 22.20 |
| | | 34 | Soap, organic surface-active agents, washing preparations, etc | 20.38 |
| | | 85 | Electrical machinery equipment parts thereof; sound recorder, etc | 15.73 |
| | | 84 | Nuclear reactors, boilers, machinery & mechanical appliance; parts | 15.26 |
| | | 27 | Mineral fuels, oils & product of their distillation, etc | 14.55 |
| | | 15 | Animal/vegetable fats & oil & their cleavage products, etc | 12.28 |
| | | 25 | Salt; sulphur; earth & stone; plastering material; lime & cement | 10.73 |
| | | 17 | Sugars and sugar confectionery | 10.62 |
| | | 87 | Vehicles other than railway/tramway roll-stock, parts & accessories | 9.08 |
| | | 28 | Inorganic chemicals; compounds of precious metals, radioactive elements, etc | 8.72 |
| | | 83 | Miscellaneous articles of base metal | 7.20 |
| | | 48 | Paper & paperboard; art of paper pulp, paper/paperboard | 7.16 |
| | | 76 | Aluminium and articles thereof | 7.00 |
| | | 02 | Meat and edible meat, offal | 6.64 |

TABLE 5B: INTRA-EAC TRADE OF THE MAJOR TWENTY IMPORTS, 2015 (VALUES IN US\$ MILLION)

| Partner state | Ctry of Origin | HS level | Description of Goods | CIF Values |
|---------------|----------------|----------|--|------------|
| Tanzania | Kenya | 2 digits | | |
| | | 73 | Articles of iron and steel | 5.98 |
| | | 94 | Furniture; bedding, mattress, mattress support, cushion, etc | 5.64 |
| | | 31 | Fertilisers | 5.40 |
| | | 04 | Dairy products; birds' eggs; natural honey; edible products | 4.61 |
| | | 63 | Other made up textile articles; sets; worn clothing, etc | 4.48 |
| | | | | |
| | | 3004 | Medicaments of mixed or unmixed products, for retail sale | 29.90 |
| | | 3923 | Articles for conveyance or packing of goods, of plastics | 15.43 |
| | | 2710 | Petroleum oils and oils obtained from bituminous minerals, other than crude | 12.66 |
| | | 3401 | Soap; organic surface-active products in bars, etc; paper with soap, etc | 11.88 |
| | | 1704 | Sugar confectionery (incl. white chocolate), not containing cocoa | 10.45 |
| | | 8507 | Electric accumulators (incl. separators thereof) | 9.84 |
| | | 2501 | Salt/pure sodium chloride whether or not containing anti-caking agents; seawater | 8.74 |
| | | 3402 | Non-soap surface-active agents; washing preparations in powder, liquid, etc | 7.26 |
| | | 8309 | Stoppers, caps and lids, capsules for bottles. Of base metal | 6.83 |
| | | 1517 | Margarine; edible preparations of animal or vegetable fats or oils, nes | 5.99 |
| | | 8431 | Parts suitable for use with the machinery of 84.25 to 84.30 | 5.90 |
| | | 3105 | Mineral or chemical fertilizers, nes; other fertilizers; goods =<10kg | 5.31 |
| | | 1511 | Palm oil and its fractions whether or not refined not chemically modified | 5.06 |
| | | 8716 | Trailers and semi-trailers; other vehicles, not mechanically propelled | 4.91 |
| | | 4819 | Cartons, boxes, etc; box files, etc, of paper, paperboard, etc | 4.62 |
| | | 7615 | Table, kitchen, household and sanitary articles of aluminium | 4.40 |
| | | 2836 | Carbonates; peroxocarbonates; commercial ammonium carbonate | 4.00 |
| | | 0401 | Milk and cream, not concentrated or sweetened | 3.74 |
| | | 3920 | Other plates..., of plastics, not reinforced, etc | 3.49 |
| | | 4011 | New pneumatic tyres, of rubber | 3.10 |
| | Uganda | 2 digits | | |
| | | 10 | Cereals | 17.65 |
| | | 24 | Tobacco and manufactured tobacco substitutes | 10.59 |
| | | 44 | Wood and articles of wood; wood charcoal | 3.54 |
| | | 30 | Pharmaceutical products | 2.44 |
| | | 48 | Paper & paperboard; art of paper pulp, paper/paperboard | 2.36 |
| | | 12 | Oil seed, oleaginous fruits; miscellaneous grains, seeds, fruits, etc | 1.69 |
| | | 72 | Iron and steel | 1.47 |
| | | 34 | Soap, organic surface-active agents, washing preparations, etc | 1.06 |
| | | 15 | Animal/vegetable fats & oil & their cleavage products; etc | 0.68 |
| | | 33 | Essential oils & resinoids; perfumery, cosmetic/toilet preparations | 0.56 |
| | | 96 | Miscellaneous manufactured articles | 0.56 |
| | | 07 | Edible vegetables and certain roots and tubers | 0.53 |
| | | 04 | Dairy products; birds' eggs; natural honey; edible products nes | 0.39 |
| | | 85 | Electrical machinery equipment parts thereof; sound recorder etc | 0.37 |
| | | 11 | Products of the milling industry; malt; starches; insulin; wheat gluten | 0.33 |
| | | 22 | Beverages, spirits and vinegar | 0.27 |
| | | 39 | Plastics and articles thereof | 0.25 |
| | | 23 | Residues & waste from the food industries; prepared animal fodder | 0.23 |
| | | 09 | Coffee, tea, mate and spices | 0.22 |
| | | 73 | Articles of iron and steel | 0.20 |
| | | 4 digits | | |
| | | 1005 | Maize(corn) | 17.63 |

TABLE 5B: INTRA-EAC TRADE OF THE MAJOR TWENTY IMPORTS, 2015 (VALUES IN US\$ MILLION)

| Partner state | Ctry of Origin | HS level | Description of Goods | CIF Values |
|---------------|----------------|----------|---|------------|
| | | 4 digits | | |
| | | 2401 | Unmanufactured tobacco; tobacco refuse | 10.59 |
| | | 3004 | Medicaments of mixed or unmixed products, for retail sale | 2.44 |
| | | 4821 | Paper or paperboard labels of all kinds, whether or not printed | 2.18 |
| | | 4404 | Hoopwood; split poles; piles, etc; wooden sticks, etc; chipwood | 1.85 |
| | | 4403 | Wood in the rough or roughly squared | 1.68 |
| | | 7210 | Rolled iron or non-alloy steel, >=600mm wide, clad, plated or coated | 1.45 |
| | | 3401 | Soap; organic surface-active products in bars, etc; paper with soap,etc | 0.90 |
| | | 1211 | Plants and parts of plants, of a kind used in perfumery, pharmacy,etc | 0.81 |
| | | 1511 | Palm oil and its fractions whether or not refined not chemically modified | 0.59 |
| | | 9619 | #N/A | 0.56 |
| | | 1209 | Seeds, fruits and spores, of a kind used for sowing | 0.46 |
| | | 0713 | Dried leguminous vegetables, shelled | 0.32 |
| | | 3305 | Preparations for use on the hair | 0.32 |
| | | 1102 | Cereal flours, (excl. Wheat or meslin) | 0.30 |
| | | 1207 | Other oil seeds and oleaginous fruits | 0.28 |
| | | 3304 | Beauty, make-up, skin-care (incl. suntan), manicure preparations | 0.25 |
| | | 2304 | Oil cake from soya bean oil | 0.23 |
| | | 2201 | Waters, (incl. mineral waters and aerated waters); ice and snow | 0.23 |
| | | 0902 | Tea | 0.22 |
| | Burundi | 2 digits | | |
| | | 85 | Electrical machinery equipment parts thereof; sound recorder, etc | 0.41 |
| | | 12 | Oil seed, oleaginous fruits; miscellaneous grains, seeds, fruits, etc | 0.32 |
| | | 27 | Mineral fuels, oils & product of their distillation,etc | 0.26 |
| | | 22 | Beverages, spirits and vinegar | 0.13 |
| | | 38 | Miscellaneous chemical products | 0.07 |
| | | 48 | Paper & paperboard; art of paper pulp, paper/paperboard | 0.03 |
| | | 94 | Furniture; bedding, mattress, mattress support, cushion, etc | 0.01 |
| | | 73 | Articles of iron and steel | 0.01 |
| | | 39 | Plastics and articles thereof | 0.01 |
| | | 34 | Soap, organic surface-active agents, washing preparations, etc | 0.01 |
| | | 87 | Vehicles other than railway/tramway roll-stock, parts & accessories | 0.00 |
| | | 84 | Nuclear reactors, boilers, machinery & mechanical appliance; parts | 0.00 |
| | | 83 | Miscellaneous articles of base metal | 0.00 |
| | | 92 | Musical instruments; parts and access of such articles | 0.00 |
| | | 70 | Glass and glassware | 0.00 |
| | | 64 | Footwear, gaiters and the like; parts of such articles | 0.00 |
| | | 97 | Works of art, collectors' pieces and antiques | 0.00 |
| | | 61 | Art of apparel & clothing access, knitted or crocheted | 0.00 |
| | | 76 | Aluminium and articles thereof | 0.00 |
| | | 69 | Ceramic products | 0.00 |
| | | 4 digits | | |
| | | 8517 | Electrical apparatus for line telephony or line telegraphy | 0.41 |
| | | 1211 | Plants and parts of plants, of a kind used in perfumery, pharmacy,etc | 0.32 |
| | | 2714 | Bitumen and asphalt, natural; bituminous or oil shale; asphaltites | 0.26 |
| | | 2203 | Beer made from malt | 0.13 |
| | | 3824 | Prepared binders for foundry mould or cores | 0.07 |
| | | 4811 | Paper, paperboard, etc, coated, in rolls or sheets, nes | 0.03 |
| | | 7308 | Iron/steel structures and parts thereof; plates, rods... Thereof | 0.01 |
| | | 3401 | Soap; organic surface-active products in bars, etc; paper with soap,etc | 0.01 |
| | | 3920 | Other plates..., of plastics, not reinforced, etc | 0.00 |

TABLE 5B: INTRA-EAC TRADE OF THE MAJOR TWENTY IMPORTS, 2015 (VALUES IN US\$ MILLION)

| Partner state | Ctry of Origin | HS level | Description of Goods | CIF Values |
|---------------|----------------|----------|--|------------|
| Tanzania | Kenya | 2 digits | | |
| | | 73 | Articles of iron and steel | 5.98 |
| | | 94 | Furniture; bedding, mattress, mattress support, cushion, etc | 5.64 |
| | | 31 | Fertilisers | 5.40 |
| | | 04 | Dairy products; birds' eggs; natural honey; edible products | 4.61 |
| | | 63 | Other made up textile articles; sets; worn clothing, etc | 4.48 |
| | | | | |
| | | 3004 | Medicaments of mixed or unmixed products, for retail sale | 29.90 |
| | | 3923 | Articles for conveyance or packing of goods, of plastics | 15.43 |
| | | 2710 | Petroleum oils and oils obtained from bituminous minerals, other than crude | 12.66 |
| | | 3401 | Soap; organic surface-active products in bars, etc; paper with soap, etc | 11.88 |
| | | 1704 | Sugar confectionery (incl. white chocolate), not containing cocoa | 10.45 |
| | | 8507 | Electric accumulators (incl. separators thereof) | 9.84 |
| | | 2501 | Salt/pure sodium chloride whether or not containing anti-caking agents; seawater | 8.74 |
| | | 3402 | Non-soap surface-active agents; washing preparations in powder, liquid, etc | 7.26 |
| | | 8309 | Stoppers, caps and lids, capsules for bottles. Of base metal | 6.83 |
| | | 1517 | Margarine; edible preparations of animal or vegetable fats or oils, nes | 5.99 |
| | | 8431 | Parts suitable for use with the machinery of 84.25 to 84.30 | 5.90 |
| | | 3105 | Mineral or chemical fertilizers, nes; other fertilizers; goods =<10kg | 5.31 |
| | | 1511 | Palm oil and its fractions whether or not refined not chemically modified | 5.06 |
| | | 8716 | Trailers and semi-trailers; other vehicles, not mechanically propelled | 4.91 |
| | | 4819 | Cartons, boxes, etc; box files, etc, of paper, paperboard, etc | 4.62 |
| | | 7615 | Table, kitchen, household and sanitary articles of aluminium | 4.40 |
| | | 2836 | Carbonates; peroxocarbonates; commercial ammonium carbonate | 4.00 |
| | | 0401 | Milk and cream, not concentrated or sweetened | 3.74 |
| | | 3920 | Other plates..., of plastics, not reinforced, etc | 3.49 |
| | | 4011 | New pneumatic tyres, of rubber | 3.10 |
| | Uganda | 2 digits | | |
| | | 10 | Cereals | 17.65 |
| | | 24 | Tobacco and manufactured tobacco substitutes | 10.59 |
| | | 44 | Wood and articles of wood; wood charcoal | 3.54 |
| | | 30 | Pharmaceutical products | 2.44 |
| | | 48 | Paper & paperboard; art of paper pulp, paper/paperboard | 2.36 |
| | | 12 | Oil seed, oleaginous fruits; miscellaneous grains, seeds, fruits, etc | 1.69 |
| | | 72 | Iron and steel | 1.47 |
| | | 34 | Soap, organic surface-active agents, washing preparations, etc | 1.06 |
| | | 15 | Animal/vegetable fats & oil & their cleavage products; etc | 0.68 |
| | | 33 | Essential oils & resinoids; perfumery, cosmetic/toilet preparations | 0.56 |
| | | 96 | Miscellaneous manufactured articles | 0.56 |
| | | 07 | Edible vegetables and certain roots and tubers | 0.53 |
| | | 04 | Dairy products; birds' eggs; natural honey; edible products nes | 0.39 |
| | | 85 | Electrical machinery equipment parts thereof; sound recorder etc | 0.37 |
| | | 11 | Products of the milling industry; malt; starches; insulin; wheat gluten | 0.33 |
| | | 22 | Beverages, spirits and vinegar | 0.27 |
| | | 39 | Plastics and articles thereof | 0.25 |
| | | 23 | Residues & waste from the food industries; prepared animal fodder | 0.23 |
| | | 09 | Coffee, tea, mate and spices | 0.22 |
| | | 73 | Articles of iron and steel | 0.20 |
| | | 4 digits | | |
| | | 1005 | Maize(corn) | 17.63 |

TABLE 5B: INTRA-EAC TRADE OF THE MAJOR TWENTY IMPORTS, 2015 (VALUES IN US\$ MILLION)

| Partner state | Ctry of Origin | HS level | Description of Goods | CIF Values |
|---------------|----------------|----------|---|------------|
| | | 4 digits | | |
| | | 2401 | Unmanufactured tobacco; tobacco refuse | 10.59 |
| | | 3004 | Medicaments of mixed or unmixed products, for retail sale | 2.44 |
| | | 4821 | Paper or paperboard labels of all kinds, whether or not printed | 2.18 |
| | | 4404 | Hoopwood; split poles; piles, etc; wooden sticks, etc; chipwood | 1.85 |
| | | 4403 | Wood in the rough or roughly squared | 1.68 |
| | | 7210 | Rolled iron or non-alloy steel, >=600mm wide, clad, plated or coated | 1.45 |
| | | 3401 | Soap; organic surface-active products in bars, etc; paper with soap,etc | 0.90 |
| | | 1211 | Plants and parts of plants, of a kind used in perfumery, pharmacy,etc | 0.81 |
| | | 1511 | Palm oil and its fractions whether or not refined not chemically modified | 0.59 |
| | | 9619 | #N/A | 0.56 |
| | | 1209 | Seeds, fruits and spores, of a kind used for sowing | 0.46 |
| | | 0713 | Dried leguminous vegetables, shelled | 0.32 |
| | | 3305 | Preparations for use on the hair | 0.32 |
| | | 1102 | Cereal flours, (excl. Wheat or meslin) | 0.30 |
| | | 1207 | Other oil seeds and oleaginous fruits | 0.28 |
| | | 3304 | Beauty, make-up, skin-care (incl. suntan), manicure preparations | 0.25 |
| | | 2304 | Oil cake from soya bean oil | 0.23 |
| | | 2201 | Waters, (incl. mineral waters and aerated waters); ice and snow | 0.23 |
| | | 0902 | Tea | 0.22 |
| | Burundi | 2 digits | | |
| | | 85 | Electrical machinery equipment parts thereof; sound recorder, etc | 0.41 |
| | | 12 | Oil seed, oleaginous fruits; miscellaneous grains, seeds, fruits, etc | 0.32 |
| | | 27 | Mineral fuels, oils & product of their distillation,etc | 0.26 |
| | | 22 | Beverages, spirits and vinegar | 0.13 |
| | | 38 | Miscellaneous chemical products | 0.07 |
| | | 48 | Paper & paperboard; art of paper pulp, paper/paperboard | 0.03 |
| | | 94 | Furniture; bedding, mattress, mattress support, cushion, etc | 0.01 |
| | | 73 | Articles of iron and steel | 0.01 |
| | | 39 | Plastics and articles thereof | 0.01 |
| | | 34 | Soap, organic surface-active agents, washing preparations, etc | 0.01 |
| | | 87 | Vehicles other than railway/tramway roll-stock, parts & accessories | 0.00 |
| | | 84 | Nuclear reactors, boilers, machinery & mechanical appliance; parts | 0.00 |
| | | 83 | Miscellaneous articles of base metal | 0.00 |
| | | 92 | Musical instruments; parts and access of such articles | 0.00 |
| | | 70 | Glass and glassware | 0.00 |
| | | 64 | Footwear, gaiters and the like; parts of such articles | 0.00 |
| | | 97 | Works of art, collectors' pieces and antiques | 0.00 |
| | | 61 | Art of apparel & clothing access, knitted or crocheted | 0.00 |
| | | 76 | Aluminium and articles thereof | 0.00 |
| | | 69 | Ceramic products | 0.00 |
| | | 4 digits | | |
| | | 8517 | Electrical apparatus for line telephony or line telegraphy | 0.41 |
| | | 1211 | Plants and parts of plants, of a kind used in perfumery, pharmacy,etc | 0.32 |
| | | 2714 | Bitumen and asphalt, natural; bituminous or oil shale; asphaltites | 0.26 |
| | | 2203 | Beer made from malt | 0.13 |
| | | 3824 | Prepared binders for foundry mould or cores | 0.07 |
| | | 4811 | Paper, paperboard, etc, coated, in rolls or sheets, nes | 0.03 |
| | | 7308 | Iron/steel structures and parts thereof; plates, rods... Thereof | 0.01 |
| | | 3401 | Soap; organic surface-active products in bars, etc; paper with soap,etc | 0.01 |
| | | 3920 | Other plates..., of plastics, not reinforced, etc | 0.00 |

TABLE 5B: INTRA-EAC TRADE OF THE MAJOR TWENTY IMPORTS, 2015 (VALUES IN US\$ MILLION)

| Partner state | Ctry of Origin | HS level | Description of Goods | CIF Values |
|---------------|----------------|----------|---|------------|
| | | 4 digits | | |
| | | 9403 | Other furniture and parts thereof | 0.00 |
| | | 8703 | Motor cars and other motor vehicles for the transport of persons | 0.00 |
| | | 9404 | Mattress supports; articles of bedding, sprung, stuffed, etc | 0.00 |
| | | 8304 | Filing cabinets, desk equipments, of base metal | 0.00 |
| | | 8418 | Refrigerators, freezers, etc; heat pumps (excl. air conditioners) | 0.00 |
| | | 8431 | Parts suitable for use with the machinery of 84.25 to 84.30 | 0.00 |
| | | 9405 | Lamps and lighting fittings, nes; illuminated signs, name-plates, etc | 0.00 |
| | | 7013 | Glassware used for table, kitchen, toilet, office., nes | 0.00 |
| | | 9701 | Paintings, drawings, pastels, collages, etc, done entirely by hand | 0.00 |
| | | 9207 | Musical instruments with electrically produced or amplified sound | 0.00 |
| | | 7615 | Table, kitchen, household and sanitary articles.of aluminium | 0.00 |
| | Rwanda | 2 digits | | |
| | | 12 | Oil seed, oleaginous fruits; miscellaneous grains, seeds, fruits, etc | 0.72 |
| | | 70 | Glass and glassware | 0.18 |
| | | 85 | Electrical machinery equipment parts thereof; sound recorder, etc | 0.18 |
| | | 23 | Residues & waste from the food industries; prepared animal fodder | 0.08 |
| | | 41 | Raw hides and skins (other than fur skins) and leather | 0.06 |
| | | 29 | Organic chemicals | 0.03 |
| | | 86 | Railway/tramway locomotives, rolling-stock & parts thereof, etc | 0.02 |
| | | 84 | Nuclear reactors, boilers, machinery & mechanical appliance; parts | 0.01 |
| | | 10 | Cereals | 0.01 |
| | | 82 | Tool, implement, cutlery, spoon & fork, of base metal etc | 0.01 |
| | | 73 | Articles of iron and steel | 0.01 |
| | | 39 | Plastics and articles thereof | 0.00 |
| | | 48 | Paper & paperboard; art of paper pulp, paper/paperboard | 0.00 |
| | | 94 | Furniture; bedding, mattress, mattress support, cushion, etc | 0.00 |
| | | 63 | Other made up textile articles; sets; worn clothing, etc | 0.00 |
| | | 44 | Wood and articles of wood; wood charcoal | 0.00 |
| | | 49 | Printed books, newspapers, pictures & other products, etc | 0.00 |
| | | 42 | Articles of leather; saddlery/harness; travel goods, etc | 0.00 |
| | | 97 | Works of art, collectors' pieces and antiques | 0.00 |
| | | 61 | Art of apparel & clothing access, knitted or crocheted | 0.00 |
| | | 4 digits | | |
| | | 1208 | Flours and meals of oil seeds or oleaginous fruits (excl. mustard) | 0.70 |
| | | 7001 | Cullet and other waste of glass | 0.18 |
| | | 8502 | Electric generating sets and rotary converters | 0.13 |
| | | 2304 | Oil cake from soya bean oil | 0.08 |
| | | 4101 | Raw hides and skins of bovine or equine animals, not tanned | 0.06 |
| | | 8517 | Electrical apparatus for line telephony or line telegraphy | 0.04 |
| | | 2939 | Vegetable alkaloids and their salts, ethers, esters and derivatives | 0.03 |
| | | 8609 | Containers for transport of one or more modes of transport | 0.02 |
| | | 1201 | Soya beans | 0.02 |
| | | 1006 | Rice | 0.01 |
| | | 8443 | Printing machinery; machines for uses ancillary to printing | 0.01 |
| | | 8205 | Hand tools, nes; blow lamps; vices, clamps, etc; anvils, etc | 0.01 |
| | | 7323 | Table, kitchen or household articles and parts thereof of iron or steel | 0.01 |
| | | 8538 | Parts suitable for use with the apparatus of 85.35, 85.36 or 85.37 | 0.00 |
| | | 8471 | Automatic data processing machines; magnetic readers, nes | 0.00 |
| | | | | |

TABLE 5B: INTRA-EAC TRADE OF THE MAJOR TWENTY IMPORTS, 2015 (VALUES IN US\$ MILLION)

| Partner state | Ctry of Origin | HS level | Description of Goods | CIF Values |
|---------------|----------------|----------|---|------------|
| | | 4 digits | | |
| | | 8525 | Radio-communication/television transmission apparatus; tv cameras | 0.00 |
| | | 8409 | Parts suitable for use with engines of 84.07 or 84.08 | 0.00 |
| | | 3924 | Tableware, kitchenware and toilet articles, of plastics | 0.00 |
| | | 7020 | Other articles of glass | 0.00 |
| | | 8542 | Electronic integrated circuits and micro assemblies | 0.00 |
| Burundi | Kenya | 2 digit | | |
| | | 27 | Mineral fuels, oils & product of their distillation, etc | 10.00 |
| | | 72 | Iron and steel | 4.93 |
| | | 31 | Fertilisers | 4.55 |
| | | 39 | Plastics and articles thereof | 4.35 |
| | | 73 | Articles of iron or steel. | 3.08 |
| | | 48 | Paper & paperboard; art of paper pulp, paper/paperboard | 2.53 |
| | | 83 | Miscellaneous articles of base metal | 1.71 |
| | | 34 | Soap, organic surface-active agents, washing preparations, etc | 1.43 |
| | | 17 | Sugars and sugar confectionery | 1.38 |
| | | 30 | Pharmaceutical products | 1.33 |
| | | 84 | Nuclear reactors, boilers, machinery & mechanical appliance; parts | 1.28 |
| | | 32 | Tanning/dyeing extract; tannins & derivatives; pigments, etc | 1.03 |
| | | 15 | Animal/vegetable fats & oils & their cleavage products, etc | 1.02 |
| | | 85 | Electrical machinery equipment parts thereof; sound recorder, etc | 1.00 |
| | | 21 | Miscellaneous edible preparations. | 0.91 |
| | | 49 | Printed books, newspapers, pictures and other products of the printing industry; manuscripts, typescripts and Plans | 0.77 |
| | | 28 | Inorganic chem; compounds of precious metals, radioactive elements, etc | 0.76 |
| | | 64 | Footwear, gaiters and the like; parts of such articles. | 0.63 |
| | | 40 | Rubber and articles thereof. | 0.58 |
| | | 90 | Optical, photographic, cinematographic, measuring, etc instruments and apparatus | 0.54 |
| | | 4 digit | | |
| | | 2710 | Petroleum oils and oils obtained from bituminous minerals, other than crude; preparation | 9.86 |
| | | 3105 | Mineral or chemical fertilisers containing two or three of the fertilising elements | 4.37 |
| | | 3923 | Articles for the conveyance or packing of goods, of plastics; stoppers, lids, caps | 2.89 |
| | | 7306 | Other tubes, pipes and hollow profiles (for example, open seam or welded, riveted or similarly closed) | 2.68 |
| | | 7210 | Flat-rolled products of iron or non-alloy steel, of a width of 600 mm or more, clad, plated or coated | 2.41 |
| | | 8309 | Stoppers, caps and lids (including crown corks, screw caps and pouring stoppers) | 1.71 |
| | | 1704 | Sugar confectionery (including white chocolate), not containing cocoa. | 1.37 |
| | | 4820 | Registers, account books, note books, order books, receipt books, letter pads, memorandums | 1.36 |
| | | 3004 | Medicaments (excluding goods of heading 30.02, 30.05 or 30.06) consisting of mixed or unmixed for retail sale | 1.31 |
| | | 3402 | Organic surface-active agents (other than soap); surface-active preparations, washing preparations | 1.12 |
| | | 4819 | Cartons, boxes, cases, bags and other packing containers, of paper, paperboard, cellulose | 0.96 |
| | | 2106 | Food preparations not elsewhere specified or included. | 0.78 |
| | | 7216 | Angles, shapes and sections of iron or non-alloy steel. | 0.77 |
| | | 7208 | Flat-rolled products of iron or non-alloy steel, of a width of 600 mm or more, hot-roll | 0.71 |
| | | 7214 | Other bars and rods of iron or non-alloy steel, not further worked than forged, hot-roll | 0.70 |
| | | 8438 | Machinery, not specified or included elsewhere in this Chapter, for the industrial preparations | 0.66 |
| | | 4011 | New pneumatic tyres, of rubber. | 0.53 |
| | | 9018 | Instruments and appliances used in medical, surgical, dental or veterinary sciences | 0.53 |
| | | 4901 | Printed books, brochures, leaflets and similar printed matter, etc | 0.52 |
| | | 3210 | Other paints and varnishes (including enamels, lacquers and distempers); prepared water | 0.48 |

TABLE 5B: INTRA-EAC TRADE OF THE MAJOR TWENTY IMPORTS, 2015 (VALUES IN US\$ MILLION)

| Partner state | Ctry of Origin | HS level | Description of Goods | CIF Values |
|---------------|----------------|----------|--|------------|
| | Rwanda | 2 digit | | |
| | | 07 | Edible vegetables and certain roots and tubers | 1.39 |
| | | 10 | Cereals | 0.91 |
| | | 94 | Furniture; bedding, mattresses, mattress supports, cushions and similar stuffed furnishings; lamps and lighting fittings, not elsewhere specified included;illuminated signs, illuminated name-plates and the like | 0.61 |
| | | 33 | Essential oils and resinoids; perfumery,cosmetic or toilet preparations | 0.54 |
| | | 22 | Beverages, spirits and vinegar | 0.53 |
| | | 84 | Nuclear reactors, boilers, machinery and mechanical appliances; parts thereof | 0.47 |
| | | 25 | Salt; sulphur; earths and stone; plastering materials, lime and cement | 0.45 |
| | | 70 | Ceramic products | 0.29 |
| | | 85 | Electrical machinery and equipment and parts thereof;sound recorders and reproducers,television image and sound recorders and reproducers, and parts and accessories of such articles | 0.26 |
| | | 27 | Mineral fuels, mineral oils and products of their distillation; bituminous substances; mineral waxes | 0.25 |
| | | 87 | Vehicles other than railway or tramway rolling-stock,and parts and accessories thereof | 0.23 |
| | | 72 | Iron and steel | 0.19 |
| | | 21 | Miscellaneous edible preparations | 0.18 |
| | | 41 | Raw hides and skins (other than fur skins) and leather | 0.15 |
| | | 64 | Footwear, gaiters and the like; parts of such articles | 0.13 |
| | | 39 | Plastics and articles thereof | 0.12 |
| | | 04 | Dairy produce; birds' eggs; natural honey;edible products of animal origin, not elsewhere specified or included | |
| | | 32 | Tanning or dyeing extracts; tannins and their derivatives; dyes,pigments and other colouring matter;paints and varnishes; putty and other mastics; inks | 0.10 |
| | | 44 | Wood and articles of wood; wood charcoal | 0.07 |
| | | 34 | Soap, organic surface-active agents, washing preparations, lubricating preparations, artificial waxes, prepared waxes,polishing or scouring preparations, candles and similar articles,modeling pastes, | 0.07 |
| | | 4 digits | | |
| | | 1005 | Maize (corn). | 0.91 |
| | | 0701 | Potatoes, fresh or chilled. | 0.73 |
| | | 2203 | Beer made from malt. | 0.53 |
| | | 0713 | Dried leguminous vegetables, shelled, whether or not skinned or split. | 0.48 |
| | | 9404 | Mattress supports; articles of bedding and similar furnishing | 0.41 |
| | | 2523 | Portland cement, aluminous cement, slag cement, supersulphate cement | 0.41 |
| | | 7010 | Carboys, bottles, flasks, jars, pots, phials, ampoules and other containers,etc | 0.29 |
| | | 3302 | Mixtures of odoriferous substances and mixtures (including alcoholic solutions) | 0.25 |
| | | 3304 | Beauty or make-up preparations and preparations for the care of the skin (other than medicinal) | 0.19 |
| | | 9405 | Lamps and lighting fittings including searchlights and spotlights and parts thereof, | 0.17 |
| | | 8704 | Motor vehicles for the transport of goods. | 0.17 |
| | | 8459 | Machine-tools (including way-type unit head machines) for drilling, boring, milling,etc | 0.17 |

TABLE 5B: INTRA-EAC TRADE OF THE MAJOR TWENTY IMPORTS, 2015 (VALUES IN US\$ MILLION)

| Partner state | Ctry of Origin | HS level | Description of Goods | CIF Values |
|---------------|----------------|----------|---|------------|
| | | 4 digits | | |
| | | 2710 | Petroleum oils and oils obtained from bituminous minerals, other than crude; preparation | 0.17 |
| | | 0708 | Leguminous vegetables, shelled or unshelled, fresh or chilled. | 0.16 |
| | | 7214 | Other bars and rods of iron or non-alloy steel, not further worked than forged, hot-roll | 0.16 |
| | | 4101 | Raw hides and skins of bovine (including buffalo) or equine animals (fresh, or salted) | 0.15 |
| | | 8517 | Electrical apparatus for line telephony or line telegraphy, including line telephone sets | 0.13 |
| | | 6404 | Footwear with outer soles of rubber, plastics, leather or composition leather and uppers | 0.12 |
| | | 8443 | Printing machinery used for printing by means of the printing type, blocks, plates,etc | 0.11 |
| | | 2103 | Sauces and preparations thereof; mixed condiments and mixed seasonings; mustard flour ,etc | 0.11 |
| | Tanzania | 2 digits | | |
| | | 25 | Salt; sulphur; earths and stone;plastering materials, lime and cement | 11.63 |
| | | 31 | Fertilisers | 7.88 |
| | | 27 | Mineral fuels, mineral oils and products of their distillation;bituminous substances; mineral waxes | 6.91 |
| | | 10 | Cereals | 5.25 |
| | | 70 | Ceramic products | 4.76 |
| | | 15 | Animal or vegetable fats and oils and their cleavage products;prepared edible fats;animal or vegetable waxes | 3.58 |
| | | 48 | Paper and paperboard; articles of paper pulp,of paper or of paperboard | 2.09 |
| | | 72 | Iron and steel | 2.03 |
| | | 03 | Fish and crustaceans, molluscs and other aquatic invertebrates | 1.76 |
| | | 39 | Plastics and articles thereof | 1.25 |
| | | 33 | Essential oils and resinoids; perfumery,cosmetic or toilet preparations | 0.79 |
| | | 12 | Oil seeds and oleaginous fruits; miscellaneous grains,seeds and fruit; industrial or medicinal plants; straw and fodder | 0.68 |
| | | 63 | Other made up textile articles; sets;worn clothing and worn textile articles; rags | 0.65 |
| | | 84 | Nuclear reactors, boilers, machinery and mechanical appliances; parts thereof | 0.55 |
| | | 19 | Preparations of cereals, flour, starch or milk; pastrycooks' products | 0.53 |
| | | 07 | Edible vegetables and certain roots and tubers | 0.50 |
| | | 73 | Articles of iron or steel | 0.35 |
| | | 85 | Electrical machinery and equipment and parts thereof;sound recorders and reproducers,television image and sound recorders and reproducers, andparts and accessories of such articles | 0.32 |
| | | 87 | Vehicles other than railway or tramway rollingstock,and parts and accessories thereof | 0.28 |
| | | 34 | Soap, organic surface-active agents, washing preparations, lubricating preparations, artificial waxes, prepared waxes,polishing or scouring preparations, candles and similar articles,modeling pastes, | 0.27 |

TABLE 5B: INTRA-EAC TRADE OF THE MAJOR TWENTY IMPORTS, 2015 (VALUES IN US\$ MILLION)

| Partner state | Ctry of Origin | HS level | Description of Goods | CIF Values |
|---------------|----------------|----------|---|------------|
| | | | 4 digits | |
| | | 2523 | Portland cement, aluminous cement, slag cement, supersulphate, etc | 8.48 |
| | | 3105 | Mineral or chemical fertilisers containing two or three of the fertilising elements | 6.64 |
| | | 2710 | Petroleum oils and oils obtained from bituminous minerals, other than crude; preparation | 4.98 |
| | | 7010 | Carboys, bottles, flasks, jars, pots, phials, ampoules and other containers, of glass, | 4.76 |
| | | 1006 | Rice. | 3.58 |
| | | 2501 | Salt (including table salt and denatured salt) and pure sodium chloride, whether or not | 3.05 |
| | | 1518 | Animal or vegetable fats and oils and their fractions, boiled, oxidised, dehydrated, etc | 2.90 |
| | | 0305 | Fish, dried, salted or in brine; smoked fish, whether or not cooked | 1.69 |
| | | 1005 | Maize (corn). | 1.63 |
| | | 4821 | Paper or paperboard labels of all kinds, whether or not printed. | 1.53 |
| | | 2712 | Petroleum jelly; paraffin wax, micro-crystalline petroleum wax, slack wax, ozokerite, etc | 1.49 |
| | | 7210 | Flat-rolled products of iron or non-alloy steel, of a width of 600 mm or more, clad, plated or coated | 1.28 |
| | | 3102 | Mineral or chemical fertilisers, nitrogenous. | 1.22 |
| | | 7214 | Other bars and rods of iron or non-alloy steel, not further worked than forged, hot-roll | 0.68 |
| | | 1202 | Ground-nuts, not roasted or otherwise cooked, whether or not shelled or broken. | 0.67 |
| | | 3924 | Tableware, kitchenware, other household articles and toilet articles, of plastics. | 0.66 |
| | | 3304 | Beauty or make-up preparations and preparations for the care of the skin (other than medicinal) | 0.58 |
| | | 6305 | Sacks and bags, of a kind used for the packing of goods. | 0.55 |
| | | 1905 | Bread, pastry, cakes, biscuits and other bakers' wares, whether or not containing cocoa; | 0.52 |
| | | 1511 | Palm oil and its fractions, whether or not refined, but not chemically modified. | 0.46 |
| | Uganda | 2 digits | | |
| | | 72 | Iron and steel | 10.92 |
| | | 48 | Paper and paperboard; articles of paper pulp, of paper or of paperboard | 4.90 |
| | | 24 | Tobacco and manufactured tobacco substitutes | 4.64 |
| | | 73 | Articles of iron or steel | 2.37 |
| | | 15 | Animal or vegetable fats and oils and their cleavage products; prepared edible fats; animal or vegetable waxes | 2.06 |
| | | 64 | Footwear, gaiters and the like; parts of such articles | 1.88 |
| | | 30 | Pharmaceutical products | 1.48 |
| | | 33 | Essential oils and resinoids; perfumery, cosmetic or toilet preparations | 1.35 |
| | | 39 | Plastics and articles thereof | 1.07 |
| | | 84 | Nuclear reactors, boilers, machinery and mechanical appliances; parts thereof | 1.05 |
| | | 63 | Other made up textile articles; sets; worn clothing and worn textile articles; rags | 0.95 |
| | | 01 | Live animals | 0.73 |
| | | 11 | Products of the milling industry; malt; starches; inulin; wheat gluten | 0.68 |
| | | 62 | Articles of apparel and clothing accessories, not knitted or crocheted | 0.67 |
| | | 32 | Tanning or dyeing extracts; tannins and their derivatives; dyes, pigments and other colouring matter; paints and varnishes; putty and other mastics; inks | 0.65 |
| | | 04 | Dairy produce; birds' eggs; natural honey; edible products of animal origin, not elsewhere specified or included | 0.54 |
| | | 87 | Vehicles other than railway or tramway rolling stock, and parts and accessories thereof | 0.53 |
| | | 44 | Wood and articles of wood; wood charcoal | 0.50 |
| | | 67 | Prepared feathers and down and articles made of feathers or of down; artificial flowers; articles of human hair | 0.38 |
| | | 25 | Salt; sulphur; earths and stone; plastering materials, lime and cement | 0.32 |

TABLE 5B: INTRA-EAC TRADE OF THE MAJOR TWENTY IMPORTS, 2015 (VALUES IN US\$ MILLION)

| Partner state | Ctry of Origin | HS level | Description of Goods | CIF Values |
|---------------|----------------|----------|---|------------|
| | | 4 digits | | |
| | | 7210 | Flat-rolled products of iron or non-alloy steel, of a width of 600 mm or more, clad, plated or coated | 6.20 |
| | | 4820 | Registers, account books, note books, order books, receipt books, letter pads, memorandums | 4.25 |
| | | 2401 | Unmanufactured tobacco; tobacco refuse. | 4.19 |
| | | 7306 | Other tubes, pipes and hollow profiles (for example, open seam or welded, riveted or similarly closed) | 1.76 |
| | | 6402 | Other footwear with outer soles and uppers of rubber or plastics. | 1.63 |
| | | 3004 | Medicaments (excluding goods of heading 30.02, 30.05 or 30.06) consisting of mixed or unmixed for retail sale | 1.47 |
| | | 7214 | Other bars and rods of iron or non-alloy steel, not further worked than forged, hot-roll | 1.37 |
| | | 1516 | Animal or vegetable fats and oils and their fractions, partly or wholly hydrogenated, | 1.29 |
| | | 7216 | Angles, shapes and sections of iron or non-alloy steel. | 0.91 |
| | | 7208 | Flat-rolled products of iron or non-alloy steel, of a width of 600 mm or more, hot-roll | 0.90 |
| | | 3304 | Beauty or make-up preparations and preparations for the care of the skin (other than medicinal) | 0.88 |
| | | 0102 | Live bovine animals. | 0.70 |
| | | 1102 | Cereal flours other than of wheat or meslin. | 0.65 |
| | | 1511 | Palm oil and its fractions, whether or not refined, but not chemically modified. | 0.63 |
| | | 6210 | Garments, made up of fabrics of heading 56.02, 56.03, 59.03, 59.06 or 59.07. | 0.60 |
| | | 7215 | Other bars and rods of iron or non-alloy steel. | 0.60 |
| | | 3208 | Paints and varnishes (including enamels and lacquers) based on synthetic polymers | 0.47 |
| | | 0401 | Milk and cream, not concentrated or containing added sugar or other sweetening matter. | 0.46 |
| | | 3306 | Preparations for oral or dental hygiene, including denture fixative pastes and powders; | 0.45 |
| | | 2403 | Other manufactured tobacco and manufactured tobacco substitutes | 0.45 |

TABLE 5C: INTRA-EAC TRADE OF THE MAJOR TWENTY IMPORTS, 2015 COMPARED TO 2014 (VALUES IN US\$ MILLION)

| Partner state | Ctry of Origin | HS level | Description of Goods | 2014 | 2015 | 2015/14 '% change |
|---------------|----------------|----------|--|-------|-------|----------------------|
| Uganda | Burundi | 2 digits | | | | |
| | | 72 | Iron and steel | 1.73 | 1.71 | (1.09) |
| | | 41 | Raw hides and skins (other than fur skins) and leather | 0.35 | 1.00 | 185.94 |
| | | 09 | Coffee, tea, mate and spices | 1.28 | 0.39 | (69.52) |
| | | 84 | Nuclear reactors, boilers, machinery & mechanical appliance; parts | 0.62 | 0.18 | (70.84) |
| | | 85 | Electrical machinery equipment parts thereof; sound recorder, etc | 0.00 | 0.04 | 3,249.81 |
| | | 48 | Paper & paperboard; art of paper pulp, paper/paperboard | 0.02 | 0.01 | (19.88) |
| | | 90 | Optical, photographic, cinematography, measuring, checking, precision, etc instruments and apparatus | 0.00 | 0.01 | 877.46 |
| | | 39 | Plastics and articles thereof | 0.02 | 0.01 | (58.03) |
| | | 87 | Vehicles other than railway/tramway roll-stock, parts & accessories | 0.03 | 0.01 | (70.01) |
| | | 96 | Miscellaneous manufactured articles | 0.00 | 0.00 | 102.60 |
| | | 29 | Organic chemicals | | 0.00 | - |
| | | 95 | Toys, games & sports requisites; parts & access thereof | 0.00 | | (100.00) |
| | | 73 | Articles of iron or steel | 0.00 | | (100.00) |
| | | 69 | Ceramic products | 0.00 | | (100.00) |
| | | 40 | Rubber and articles thereof | 0.00 | | (100.00) |
| | | 28 | Inorganic chemicals; compounds of precious metals, radioactive elements, etc | 0.00 | | (100.00) |
| | | 06 | Live tree & other plant; bulb, root; cut flowers, etc | 0.00 | | (100.00) |
| | | 64 | Footwear, gaiters and the like; parts of such articles | 0.00 | | (100.00) |
| | | 47 | Pulp of wood/of other fibrous cellulosic material; waste,etc | 0.00 | | (100.00) |
| | | 05 | Products of animal origin, nes or included. | 0 | | (100.00) |
| | | 4 digits | | | | |
| | | 4101 | Raw hides and skins of bovine or equine animals, not tanned | 0.35 | 0.99 | 181.38 |
| | | 7214 | Iron/steel bars and rods, forged, etc (incl. twisted), uncoiled | | 0.42 | - |
| | | 0901 | Coffee; coffee husks and skins; coffee substitutes containing coffee | 1.28 | 0.39 | (69.52) |
| | | 8479 | Machines and mechanical appliances, having individual functions, nes | 0.08 | - | |
| | | 8437 | Machines for cleaning... seed...; milling machinery | 0.00 | 0.08 | 16,692.44 |
| | | 8517 | Electrical apparatus for line telephony or line telegraphy | | 0.04 | - |
| | | 4103 | Other raw hides and skins, fresh or preserved, not tanned, nes | | 0.02 | - |
| | | 9015 | Surveying, hydrographic, oceanographic... instruments/appliances, nes | 0.00 | 0.01 | 877.46 |
| | | 4819 | Cartons, boxes, etc; box files, etc, of paper, paperboard, etc | 0.02 | 0.01 | (26.29) |
| | | 8422 | Dish washing machines; machinery for cleaning., filling, aerating | 0.02 | 0.01 | (35.78) |
| | | 3915 | Waste, parings and scrap, of plastics | 0.00 | 0.01 | 2,340.48 |
| | | 8703 | Motor cars and other motor vehicles for the transport of persons | | 0.01 | 0.00 |
| | | 9601 | Worked ivory, bone, tortoise-shell... and articles thereof | | 0.00 | 0.00 |
| | | 8716 | Trailers and semi-trailers; other vehicles, not mechanically propelled | | 0.00 | 0.00 |
| | | 3920 | Other plates..., of plastics, not reinforced, etc | | 0.00 | 0.00 |
| | | 2915 | Saturated acyclic monocarboxylic acids and their derivatives | | 0.00 | 0.00 |
| | | 4813 | Cigarette paper | | 0.00 | 0.00 |
| | | 8431 | Parts suitable for use with the machinery of 84.25 to 84.30 | | 0.00 | 0.00 |
| | | 8516 | Electric water and space heaters, hair-dressing apparatus, irons, etc | 0.00 | 0.00 | 145.16 |
| | Kenya | 2 digits | | | | |
| | | 25 | Salt; sulphur; earth & stone; plastering material; lime & cement | 86.93 | 71.78 | (17.42) |
| | | 72 | Iron and steel | 57.69 | 53.25 | (7.70) |
| | | 27 | Mineral fuels, oils & product of their distillation, etc | 45.84 | 45.62 | (0.47) |
| | | 39 | Plastics and articles thereof | 46.43 | 41.53 | (10.57) |
| | | 22 | Beverages, spirits and vinegar | 38.47 | 41.36 | 7.52 |
| | | 30 | Pharmaceutical products | 23.37 | 22.65 | (3.08) |
| | | 87 | Vehicles other than railway/tramway roll-stock, parts & accessories | 20.27 | 21.51 | 6.09 |
| | | 34 | Soap, organic surface-active agents, washing preparations, etc | 22.50 | 19.04 | (15.38) |

TABLE 5C: INTRA-EAC TRADE OF THE MAJOR TWENTY IMPORTS, 2015 COMPARED TO 2014 (VALUES IN US\$ MILLION)

| Partner state | Ctry of Origin | HS level | Description of Goods | 2014 | 2015 | 2015/14 '% change |
|---------------|----------------|----------|--|-------|-------|----------------------|
| Uganda | Burundi | 2 digits | | | | |
| | | 17 | Sugars and sugar confectionery | 18.20 | 17.26 | (5.13) |
| | | 48 | Paper & paperboard; art of paper pulp, paper/paperboard | 17.31 | 15.10 | (12.76) |
| | | 21 | Miscellaneous edible preparations | 12.50 | 14.18 | 13.39 |
| | | 73 | Articles of iron or steel | 12.91 | 13.13 | 1.70 |
| | | 28 | Inorganic chemicals; compounds of precious metals, radioactive elements, etc | 11.62 | 12.67 | 9.09 |
| | | 15 | Animal/vegetable fats & oils & their cleavage products, etc | 16.25 | 11.33 | (30.27) |
| | | 49 | Printed books, newspapers, pictures & other products, etc | 7.96 | 10.22 | 28.36 |
| | | 24 | Tobacco and manufactured tobacco substitutes | 9.59 | 9.11 | (4.99) |
| | | 85 | Electrical machinery equipment parts thereof; sound recorder, etc | 9.75 | 8.90 | (8.76) |
| | | 38 | Miscellaneous chemical products | 5.38 | 8.74 | 62.54 |
| | | 84 | Nuclear reactors, boilers, machinery & mechanical appliance; parts | 7.66 | 8.69 | 13.52 |
| | | 64 | Footwear, gaiters and the like; parts of such articles | 10.64 | 8.66 | (18.61) |
| | | 4 digits | | | | |
| | | 2523 | Portland cement, aluminous cement, persulphate cement, etc | 51.38 | 39.28 | (23.54) |
| | | 7210 | Rolled iron or non-alloy steel, >=600mm wide, clad, plated or coated | 37.37 | 36.14 | (3.28) |
| | | 2710 | Petroleum oils, etc, (excl. crude); preparations thereof, nes | 36.26 | 35.87 | (1.08) |
| | | 2501 | Salt and pure sodium chloride; sea water | 30.61 | 27.68 | (9.55) |
| | | 3923 | Articles for the of goods, of plastics; stoppers, etc, of plastics | 24.05 | 22.97 | (4.46) |
| | | 3004 | Medicaments of mixed or unmixed products, for retail sale | 22.02 | 20.68 | (6.10) |
| | | 1704 | Sugar confectionery (incl. white chocolate), not containing cocoa | 17.80 | 16.67 | (6.35) |
| | | 2203 | Beer made from malt | 14.85 | 13.63 | (8.23) |
| | | 2207 | Ethyl alcohol, undenatured of >=80% alcohol, denatured spirits | 12.08 | 13.51 | 11.84 |
| | | 3402 | Non-soap surface-active agents; washing preparations, nes | 12.79 | 9.92 | -22.48 |
| | | 2202 | Waters (incl. mineral and aerated), with added sugar...(incl. sweetened) | 5.96 | 9.42 | 58.16 |
| | | 2402 | Cigars, cigarillos, cigarettes, etc, of tobacco or tobacco substitutes | 9.59 | 9.11 | (4.99) |
| | | 8716 | Trailers and semi-trailers; other vehicles, not mechanically propelled | 9.18 | 8.67 | (5.52) |
| | | 2716 | Electrical energy | 6.88 | 8.66 | 25.92 |
| | | 8702 | Public-transport type passenger motor vehicles | 7.61 | 8.36 | 9.84 |
| | | 1517 | Margarine; edible preparations of animal or vegetable fats or oils, nes | 8.70 | 8.31 | (4.47) |
| | | 7204 | Ferrous waste and scrap; remelting scrap ingots of iron or steel | 1.89 | 7.46 | 0.00 |
| | | 3808 | Insecticides, rodenticides... And similar products, for retail sale | 3.99 | 7.32 | 83.64 |
| | | 2103 | Sauces and sauce preparations; mixed condiments and seasonings; mustard | 6.22 | 7.20 | 15.86 |
| | | 7209 | Cold-rolled iron or non-alloy steel, >=600mm wide | 15.24 | 6.98 | (54.19) |
| | Rwanda | 2 digits | | | | |
| | | 41 | Raw hides and skins (other than fur skins) and leather | 3.30 | 3.93 | 19.10 |
| | | 72 | Iron and steel | 4.65 | 2.81 | (39.50) |
| | | 07 | Edible vegetables and certain roots and tubers | 0.29 | 0.56 | 91.45 |
| | | 23 | Residues & waste from the food industries; prepared animal fodder | 0.01 | 0.41 | 6,651.06 |
| | | 55 | Man-made staple fibres | 0.80 | 0.32 | (60.14) |
| | | 27 | Mineral fuels, oils & product of their distillation, etc | 0.31 | 0.32 | 2.65 |
| | | 85 | Electrical machinery equipment parts thereof; sound recorder, etc | 0.04 | 0.16 | 286.81 |
| | | 76 | Aluminium and articles thereof | 0.00 | 0.14 | 5,875.42 |
| | | 09 | Coffee, tea, mate and spices | 0.36 | 0.14 | (62.43) |
| | | 15 | Animal/vegetable fats & oils & their cleavage products, etc | | 0.11 | #DIV/0 |
| | | 33 | Essential oils & resinoids; perfumery, cosmetic/toilet preparations | 0.15 | 0.09 | (38.95) |
| | | 39 | Plastics and articles thereof | 0.01 | 0.06 | 422.96 |
| | | 84 | Nuclear reactors, boilers, machinery & mechanical appliance; parts | 0.19 | 0.06 | (68.34) |

TABLE 5C: INTRA-EAC TRADE OF THE MAJOR TWENTY IMPORTS, 2015 COMPARED TO 2014 (VALUES IN US\$ MILLION)

| Partner state | Ctry of Origin | HS level | Description of Goods | 2014 | 2015 | 2015/14 '% change |
|---------------|----------------|----------|--|-------|-------|-------------------|
| | Rwanda | 2 digits | | | | |
| | | 96 | Miscellaneous manufactured articles | | 0.06 | #DIV/0! |
| | | 32 | Tanning/dyeing extract; tannins & derivatives; pigments,etc | 0.00 | 0.03 | 2,844.26 |
| | | 22 | Beverages, spirits and vinegar | 0.06 | 0.03 | (54.10) |
| | | 68 | Art of stone, plaster, cement, asbestos, mica, etc | 0.03 | 0.03 | (11.13) |
| | | 90 | Optical, photographic, cinematography, measuring, checking, precision, etc instruments and apparatus | 0.00 | 0.02 | 2,317.62 |
| | | 49 | Printed books, newspapers, pictures & other product, etc | 0.01 | 0.02 | 11.94 |
| | | 04 | Dairy products; birds' eggs; natural honey; edible products nes | 0.03 | 0.02 | (51.88) |
| | | 4 digits | | | | |
| | | 4101 | Raw hides and skins of bovine or equine animals, not tanned | 3.30 | 3.89 | 18.00 |
| | | 7204 | Ferrous waste and scrap; remelting scrap ingots of iron or steel | 4.65 | 2.81 | (39.50) |
| | | 2304 | Oil-cake and other solid residues, of soya-bean | | 0.41 | - |
| | | 5513 | Woven fabrics, <85% synthetic staple fibres, with cotton,=<170g/m2 | 0.80 | 0.32 | (60.14) |
| | | 2716 | Electrical energy | 0.30 | 0.32 | 4.01 |
| | | 0713 | Dried leguminous vegetables, shelled | 0.00 | 0.19 | 7,170.16 |
| | | 0706 | Carrots, turnips, salad beetroot...etc, fresh or chilled | 0.00 | 0.16 | 3,625.79 |
| | | 0701 | Potatoes, fresh or chilled | 0.19 | 0.15 | (20.54) |
| | | 7602 | Aluminium waste and scrap | | 0.14 | - |
| | | 0901 | Coffee; coffee husks and skins; coffee substitutes containing coffee | 0.36 | 0.14 | (62.42) |
| | | 1516 | Animal or vegetable fats and oils and fractions, hydrogenated, etc | | 0.11 | - |
| | | 3304 | Beauty, make-up, skin-care (incl. suntan), manicure... Preparations | 0.07 | 0.09 | 33.98 |
| | | 3915 | Waste, parings and scrap, of plastics | 0.01 | 0.06 | 639.10 |
| | | 9605 | Travel sets for personal toilet, sewing or shoe or clothes cleaning | | 0.06 | - |
| | | 8528 | Television receivers (incl. video monitors and video projectors) | | 0.06 | - |
| | | 8517 | Electrical apparatus for line telephony or line telegraphy | 0.00 | 0.06 | 2,863.65 |
| | | 0708 | Leguminous vegetables, shelled or unshelled, fresh or chilled | 0.02 | 0.04 | 138.18 |
| | | 4103 | Other raw hides and skins, fresh or preserved, not tanned, nes | | 0.04 | - |
| | | 8471 | Automatic data processing machines; magnetic readers, nes | 0.01 | 0.04 | 296.77 |
| | | 2203 | Beer made from malt | 0.06 | 0.03 | (54.10) |
| | Tanzania | 2 digits | | | | |
| | | 09 | Coffee, tea, mate and spices | 15.68 | 15.05 | (4.06) |
| | | 27 | Mineral fuels, oils & product of their distillation; etc | 6.06 | 8.19 | 35.15 |
| | | 10 | Cereals | 8.68 | 6.85 | (21.06) |
| | | 70 | Glass and glassware | 4.36 | 5.73 | 31.39 |
| | | 72 | Iron and steel | 1.15 | 4.01 | 250.13 |
| | | 63 | Other made up textile articles; sets; worn clothing etc | 10.95 | 3.58 | (67.36) |
| | | 39 | Plastics and articles thereof | 2.95 | 2.88 | (2.13) |
| | | 48 | Paper & paperboard; art of paper pulp, paper/paperboard | 4.08 | 2.32 | (43.18) |
| | | 22 | Beverages, spirits and vinegar | 3.57 | 2.19 | (38.65) |
| | | 07 | Edible vegetables and certain roots and tubers | 0.34 | 1.67 | 390.15 |
| | | 85 | Electrical machinery equipment parts thereof; sound recorder, etc | 1.91 | 1.41 | (26.23) |
| | | 33 | Essential oils & resinoids; perfumery, cosmetic/toilet preparations | 1.07 | 1.18 | 10.99 |
| | | 79 | Zinc and articles thereof | 0.48 | 1.12 | 130.98 |
| | | 84 | Nuclear reactors, boilers, machinery & mechanical appliance; parts thereof | 1.59 | 0.88 | (44.49) |
| | | 03 | Fish & crustacean, mollusc & other aquatic invertebrate | 0.35 | 0.82 | 134.43 |
| | | 23 | Residues & waste from the food industries; prepared animal fodder | 1.22 | 0.62 | (49.18) |
| | | 64 | Footwear, gaiters and the like; parts of such articles | 0.40 | 0.55 | 38.16 |

TABLE 5C: INTRA-EAC TRADE OF THE MAJOR TWENTY IMPORTS, 2015 COMPARED TO 2014 (VALUES IN US\$ MILLION)

| Partner state | Ctry of Origin | HS level | Description of Goods | 2014 | 2015 | 2015/14 % change |
|---------------|----------------|----------|--|-------|-------|------------------|
| | Tanzania | 2 digits | | | | |
| | | 25 | Salt; sulphur; earth & stone; plastering material; lime & cement | 0.24 | 0.52 | 112.15 |
| | | 56 | Wadding, felt & nonwoven; yarns; twine, cordage, etc | 0.39 | 0.47 | 20.00 |
| | | 11 | Products of the milling industry; malt; starches; inulin; wheat gluten | 0.76 | 0.41 | (45.59) |
| | | 4 digits | | | | |
| | | 0901 | Coffee; coffee husks and skins; coffee substitutes containing coffee | 15.64 | 15.01 | (4.07) |
| | | 2710 | Petroleum oils, etc, (excl. crude); preparations thereof, nes | 4.35 | 7.57 | 74.09 |
| | | 1006 | Rice | 8.62 | 5.81 | (32.60) |
| | | 7010 | Carboys, bottles, flasks... ampoules, etc; stoppers, lids of glass | 4.36 | 5.73 | 31.35 |
| | | 7210 | Rolled iron or non-alloy steel, >=600mm wide, clad, plated or coated | 0.06 | 3.58 | 6,305.74 |
| | | 6305 | Sacks and bags, used for packing goods | 2.08 | 3.37 | 61.81 |
| | | 4819 | Cartons, boxes, etc; box files, etc, of paper, paperboard, etc | 3.58 | 1.99 | (44.54) |
| | | 3920 | Other plates..., of plastics, not reinforced, etc | 0.97 | 1.78 | 84.09 |
| | | 2207 | Ethyl alcohol, undenatured of >=80% alcohol, denatured spirits | 3.09 | 1.46 | (52.65) |
| | | 3304 | Beauty, make-up, skin-care (incl. suntan), manicure preparations | 0.76 | 0.93 | 23.09 |
| | | 8504 | Electrical transformers, static converters and inductors | 1.05 | 0.92 | (12.62) |
| | | 0714 | Roots and tubers with high starch content, fresh or dried | 0.04 | 0.90 | 2,078.62 |
| | | 7901 | Unwrought zinc | 0.32 | 0.87 | 174.89 |
| | | 3923 | Articles for the of goods, of plastics; stoppers, etc, of plastics | 1.52 | 0.85 | (43.95) |
| | | 0305 | Fish, salted, dried...; smoked fish; fish meal fit for human consumption | 0.31 | 0.78 | 152.22 |
| | | 2202 | Waters (incl. mineral and aerated), with added sugar...(incl. sweetened) | 0.48 | 0.72 | 50.90 |
| | | 2306 | Oil-cake and other solid residues, of vegetable fats | 1.21 | 0.62 | (49.06) |
| | | 2711 | Petroleum gases and other gaseous hydrocarbons | 1.56 | 0.58 | (62.97) |
| | | 6402 | Other footwear with outer soles and uppers of rubber or plastics | 0.38 | 0.54 | 43.18 |
| | | 1003 | barley | | 0.50 | - |
| Kenya | Uganda | 2 digits | | | | |
| | | 10 | Cereals. | 27.90 | 42.75 | 53.23 |
| | | 24 | Tobacco and manufactured tobacco substitutes. | 59.73 | 42.69 | -28.52 |
| | | 04 | Dairy produce; birds' eggs; natural honey; edible products of animal origin, nes | 25.89 | 35.94 | 38.80 |
| | | 07 | Edible vegetables and certain roots and tubers. | 17.34 | 32.04 | 84.71 |
| | | 12 | Oil seeds and oleaginous fruits; miscellaneous grains, seeds, fruits | 5.94 | 19.34 | 225.49 |
| | | 17 | Sugars and sugar confectionery. | 25.24 | 17.77 | -29.58 |
| | | 09 | Coffee, tea, maté and spices. | 7.53 | 7.04 | -6.47 |
| | | 44 | Wood and articles of wood; wood charcoal. | 3.00 | 5.68 | 89.01 |
| | | 23 | Residues and waste from the food industries; preparations | 3.29 | 5.04 | 53.20 |
| | | 15 | Animal or vegetable fats and oils and their cleavage products; | 2.12 | 2.95 | 39.02 |
| | | 52 | Cotton. | 2.64 | 2.12 | -19.60 |
| | | 72 | Iron and steel. | 3.23 | 1.92 | -40.43 |
| | | 48 | Paper and paperboard; articles of paper pulp, of paper or of paperboard | 2.95 | 1.63 | -44.70 |
| | | 30 | Pharmaceutical products. | 0.73 | 1.44 | 98.48 |
| | | 08 | Edible fruit and nuts; peel of citrus fruit or melons | 0.72 | 1.18 | 64.66 |
| | | 41 | Raw hides and skins (other than fur skins) and leather | 1.58 | 0.93 | -40.91 |
| | | 26 | Ores, slag and ash. | 0.47 | 0.92 | 95.34 |
| | | 96 | Miscellaneous manufactured articles. | 0.00 | 0.35 | 61029.41 |
| | | 22 | Beverages, spirits and vinegar. | 0.92 | 0.33 | -64.65 |
| | | 06 | Live trees and other plants; bulbs, roots, etc | 0.23 | 0.27 | 17.31 |

TABLE 5C: INTRA-EAC TRADE OF THE MAJOR TWENTY IMPORTS, 2015 COMPARED TO 2014 (VALUES IN US\$ MILLION)

| Partner state | Ctry of Origin | HS level | Description of Goods | 2014 | 2015 | 2015/14 '% change |
|---------------|----------------|----------|---|-------|-------|-------------------|
| | | 4 digits | | | | |
| | | 2401 | Unmanufactured tobacco; tobacco refuse | 59.68 | 42.55 | -28.70 |
| | | 1005 | Maize(corn) | 17.33 | 30.41 | 75.48 |
| | | 0713 | Dried leguminous vegetables, shelled | 14.24 | 30.26 | 112.44 |
| | | 0402 | Milk and cream, concentrated or sweetened | 18.25 | 25.69 | 40.73 |
| | | 1207 | Other oil seeds and oleaginous fruits | 4.99 | 18.52 | 270.89 |
| | | 1701 | Cane or beet sugar and chemically pure sucrose, in solid form | 24.87 | 17.55 | -29.43 |
| | | 1008 | Buckwheat, millet and canary seed and other cereal | 9.73 | 11.30 | 16.07 |
| | | 0401 | Milk and cream, not concentrated or sweetened | 6.68 | 9.72 | 45.46 |
| | | 0902 | Tea | 7.52 | 6.81 | -9.49 |
| | | 2304 | Oil cake from soya bean oil | 1.45 | 3.40 | 133.65 |
| | | 1512 | Sunflower-seed, safflower or cotton-seed oil and their fractions | 1.72 | 2.64 | 54.07 |
| | | 4404 | Hoopwood; split poles; piles, etc; wooden sticks, | 0.00 | 2.51 | - |
| | | 5203 | Cotton, carded or combed | 2.64 | 2.10 | -20.32 |
| | | 4410 | Particle board and similar board of wood or other ligneous materials | 2.21 | 1.92 | -12.93 |
| | | 2306 | Oil-cake and other solid residues, of vegetable fats | 1.81 | 1.45 | -19.78 |
| | | 0714 | Roots and tubers with high starch content fresh or dried | 1.13 | 1.31 | 16.05 |
| | | 3004 | Medicaments of mixed or unmixed products, for retail sale | 0.59 | 1.24 | 111.37 |
| | | 1007 | Grain sorghum | 0.83 | 0.93 | 12.38 |
| | | 2601 | Iron ores and concentrates, including roasted iron | 0.47 | 0.92 | 95.34 |
| | | 4104 | Leather of bovine or equine animals, without hair | 1.52 | 0.90 | -40.87 |
| | Tanzania | 2 digits | | | | |
| | | 10 | Cereals. | 81.89 | 46.36 | -43.38 |
| | | 63 | Other made up textile articles; sets; worn clothing | 27.95 | 27.12 | -2.97 |
| | | 48 | Paper and paperboard; articles of paper pulp, of paper or of paperboard | 22.42 | 26.09 | 16.37 |
| | | 07 | Edible vegetables and certain roots and tubers. | 7.19 | 6.67 | -7.14 |
| | | 22 | Beverages, spirits and vinegar. | 7.74 | 5.13 | -33.69 |
| | | 01 | Live animals. | 0.00 | 5.05 | 264376.22 |
| | | 27 | Mineral fuels, mineral oils and products of their distillation | 11.35 | 4.85 | -57.25 |
| | | 60 | Knitted or crocheted fabrics. | 3.92 | 4.41 | 12.70 |
| | | 11 | Products of the milling industry; malt; starches; | 3.89 | 3.92 | 0.83 |
| | | 70 | Glass and glassware. | 3.11 | 3.89 | 25.17 |
| | | 25 | Salt; sulphur; earths and stone; plastering material | 0.15 | 3.79 | 2377.32 |
| | | 73 | Articles of iron or steel. | 2.66 | 3.59 | 35.17 |
| | | 23 | Residues and waste from the food industries; preparation | 3.35 | 3.19 | -4.94 |
| | | 74 | Copper and articles thereof. | 1.59 | 3.02 | 90.52 |
| | | 52 | Cotton. | 4.74 | 2.85 | -39.84 |
| | | 03 | Fish and crustaceans, molluscs and other aquatic invertebrates | 2.60 | 2.67 | 2.59 |
| | | 12 | Oil seeds and oleaginous fruits; miscellaneous grains, seeds, fruits | 5.06 | 2.42 | -52.19 |
| | | 09 | Coffee, tea, maté and spices. | 1.32 | 2.40 | 81.18 |
| | | 31 | Fertilisers. | 0.58 | 1.61 | 178.09 |
| | | 85 | Electrical machinery and equipment and parts thereof | 2.14 | 1.42 | -33.80 |
| | | 4 digits | | | | |
| | | 1005 | Maize(corn) | 74.89 | 45.20 | -39.64 |
| | | 4804 | Uncoated kraft paper and paperboard, in rolls or sheets | 20.18 | 23.63 | 17.07 |
| | | 6304 | Other furnishing articles, nes (excl. of 94.04) | 19.74 | 19.08 | -3.33 |

TABLE 5C: INTRA-EAC TRADE OF THE MAJOR TWENTY IMPORTS, 2015 COMPARED TO 2014 (VALUES IN US\$ MILLION)

| Partner state | Ctry of Origin | HS level | Description of Goods | 2014 | 2015 | 2015/14 '% change |
|---------------|----------------|----------|---|------|------|----------------------|
| | Tanzania | 4 digits | | | | |
| | | 6305 | Sacks and bags, used for packing goods | 7.29 | 7.02 | -3.79 |
| | | 6006 | Other knitted or crocheted fabrics. | 3.91 | 4.41 | 12.76 |
| | | 2208 | Undenatured ethyl alcohol of an alcoholic strength <80%; spirits, etc | 6.35 | 4.17 | -34.33 |
| | | 0102 | Live bovine animals | 0.00 | 4.06 | - |
| | | 7010 | Carboys, bottles, flasks ampoules, etc; stoppers | 3.11 | 3.89 | 25.23 |
| | | 2306 | Oil-cake and other solid residues, of vegetable fats | 3.13 | 3.03 | -3.35 |
| | | 7408 | Copper wire | 1.34 | 2.84 | 111.61 |
| | | 2710 | Petroleum oils and oils obtained from bituminous material | 3.15 | 2.65 | -15.82 |
| | | 0703 | Onions, shallots, garlic, leeks...etc, fresh or chilled | 2.65 | 2.55 | -4.05 |
| | | 2523 | Portland cement, aluminous cement, persulphate cement | 0.00 | 2.49 | - |
| | | 0304 | Fish fillets and other fish meat, fresh, chilled or frozen | 1.94 | 2.18 | 12.29 |
| | | 0902 | Tea | 1.13 | 2.01 | 77.35 |
| | | 1101 | Wheat or meslin flour | 3.56 | 2.01 | -43.63 |
| | | 1102 | Cereal flours, (excl. Wheat or meslin) | 0.33 | 1.91 | 487.65 |
| | | 0708 | Leguminous vegetables, shelled or unshelled | 0.73 | 1.84 | 150.67 |
| | | 1208 | Flours and meals of oil seeds or oleaginous fruits | 4.28 | 1.83 | -57.14 |
| | | 7320 | Springs and leaves for springs, of iron or steel | 1.77 | 1.81 | 2.45 |
| | Rwanda | 2 digits | | | | |
| | | 41 | Raw hides and skins (other than fur skins) and leather | 6.17 | 4.18 | -32.22 |
| | | 09 | Coffee, tea, maté and spices. | 1.24 | 2.46 | 98.71 |
| | | 12 | Oil seeds and oleaginous fruits; miscellaneous | | 0.65 | - |
| | | 26 | Ores, slag and ash. | 0.50 | 0.33 | -33.73 |
| | | 88 | Aircraft, spacecraft, and parts thereof. | 0.02 | 0.15 | 671.78 |
| | | 23 | Residues and waste from the food industries; preparation | | 0.09 | - |
| | | 08 | Edible fruit and nuts; peel of citrus fruit or melons | 0.00 | 0.06 | 2727.09 |
| | | 63 | Other made up textile articles; sets; worn clothing | 0.03 | 0.02 | -24.20 |
| | | 25 | Salt; sulphur; earths and stone; plastering materials | 0.08 | 0.02 | -73.16 |
| | | 40 | Rubber and articles thereof. | 0.01 | 0.02 | 79.26 |
| | | 82 | Tools, implements, cutlery, spoons and forks, etc | 0.00 | 0.01 | 470.03 |
| | | 4 digits | | | | |
| | | 4103 | Other raw hides and skins, fresh or preserved, | 3.98 | 2.26 | -43.16 |
| | | 4101 | Raw hides and skins of bovine or equine animals, not tanned | 2.19 | 1.78 | -18.35 |
| | | 0901 | Coffee; coffee husks and skins; coffee substitutes | 0.24 | 1.51 | 537.35 |
| | | 0902 | Tea | 1.00 | 0.96 | -4.57 |
| | | 1208 | Flours and meals of oil seeds or oleaginous fruits | | 0.65 | - |
| | | 2601 | Iron ores and concentrates, including roasted iron | 0.50 | 0.33 | -33.73 |
| | | 8803 | Parts of goods of 88.01 or 88.02 | 0.02 | 0.15 | 671.78 |
| | | 4102 | Raw skins of sheep or lambs, but not tanned | 0.00 | 0.13 | - |
| | | 2304 | Oil cake from soya bean oil | 0.00 | 0.09 | - |
| | | 0802 | Other nuts, fresh or dried, nes | 0.00 | 0.06 | 2727.09 |
| | | 6309 | Worn clothing | 0.03 | 0.02 | -25.22 |
| | | 2530 | Mineral substances not elsewhere specified | 0.01 | 0.02 | 156.72 |
| | | 4011 | New pneumatic tyres, of rubber | 0.01 | 0.02 | 71.44 |
| | Burundi | 2 digits | | | | |
| | | 41 | Raw hides and skins (other than fur skins) and leather | | 1.58 | - |
| | | 09 | Coffee, tea, maté and spices. | 0.31 | 0.61 | 98.11 |
| | | 63 | Other made up textile articles; sets; worn clothing | 0.01 | 0.04 | 545.83 |
| | | 84 | Nuclear reactors, boilers, machinery and mechanical appliances | | 0.02 | - |

TABLE 5C: INTRA-EAC TRADE OF THE MAJOR TWENTY IMPORTS, 2015 COMPARED TO 2014 (VALUES IN US\$ MILLION)

| Partner state | Ctry of Origin | HS level | Description of Goods | 2014 | 2015 | 2015/14 % change |
|---------------|----------------|----------|--|------|------|------------------|
| | Burundi | 2 digits | | | | |
| | | 69 | Ceramic products. | | 0.02 | - |
| | | 85 | Electrical machinery and equipment and parts thereof | 0.00 | 0.01 | 2476.18 |
| | | 25 | Salt; sulphur; earths and stone; plastering material | | 0.00 | - |
| | | 4 digits | | | | |
| | | 4101 | Raw hides and skins of bovine or equine animals, not tanned | 0.00 | 0.89 | - |
| | | 4103 | Other raw hides and skins, fresh or preserved, | 0.00 | 0.60 | - |
| | | 0901 | Coffee; coffee husks and skins; coffee substitutes | 0.00 | 0.41 | - |
| | | 0902 | Tea | 0.31 | 0.20 | -34.53 |
| | | 4102 | Raw skins of sheep or lambs, but not tanned | 0.00 | 0.05 | - |
| | | 4104 | Leather of bovine or equine animals, without hair | 0.00 | 0.04 | |
| | | 6309 | Worn clothing | 0.01 | 0.04 | 545.83 |
| | | 8517 | Electrical apparatus for line telephony or line telegraphy | 0.00 | 0.01 | - |
| | | 6902 | Refractory bricks, blocks, tiles,etc | 0.00 | 0.01 | - |
| | | 8471 | Automatic data processing machines...; magnetic | 0.00 | 0.01 | - |
| | | 8463 | Other machine-tools for working metal, sintered metal | 0.00 | 0.01 | - |
| | | 6903 | Other refractory ceramic goods | 0.00 | 0.01 | - |
| Rwanda | Kenya | 2 digits | | | | |
| | | 25 | Salt; sulphur; earths and stone;plastering materials, lime and cement | 12.6 | 15.8 | 25.35 |
| | | 15 | Animal or vegetable fats and oils and their cleavage products;prepared edible fats;animal or vegetable waxes | 9.7 | 12.8 | 30.97 |
| | | 72 | Iron and steel | 18.0 | 9.9 | -45.18 |
| | | 39 | Plastics and articles thereof | 10.2 | 9.8 | -3.41 |
| | | 48 | Paper and paperboard; articles of paper pulp,of paper or of paperboard | 7.0 | 8.3 | 18.05 |
| | | 64 | Footwear, gaiters and the like; parts of such articles | 5.7 | 8.2 | 43.45 |
| | | 85 | Electrical machinery and equipment and parts thereof ;sound recorders and reproducers,television image and sound recorders and reproducers, and parts and accessories of such articles | 8.3 | 5.8 | -30.51 |
| | | 17 | Sugars and sugar confectionery | 4.3 | 5.3 | 21.21 |
| | | 30 | Pharmaceutical products | 6.2 | 5.1 | -17.82 |
| | | 32 | Tanning or dyeing extracts; tannins and their derivatives; dyes,pigments and other colouring matter;paints and varnishes; putty and other mastics; inks | 3.7 | 5.1 | 37.15 |
| | | 73 | Articles of iron or steel | 3.6 | 4.8 | 33.43 |
| | | 22 | Beverages, spirits and vinegar | 3.7 | 4.7 | 27.35 |
| | | 24 | Tobacco and manufactured tobacco substitutes | 5.4 | 3.8 | -29.04 |
| | | 84 | Nuclear reactors, boilers, machinery and mechanical appliances; parts thereof | 3.0 | 3.7 | 23.07 |
| | | 38 | Miscellaneous chemical products | 2.0 | 3.4 | 67.54 |
| | | 76 | Aluminium and articles thereof | 4.3 | 2.8 | -34.57 |
| | | 34 | Soap, organic surface-active agents, washing preparations,lubricating preparations, artificial waxes, prepared waxes,polishing or scouring preparations, candles and similar articles,modeling pastes, | 2.9 | 2.7 | -5.31 |
| | | 83 | Miscellaneous articles of base metal | 0.4 | 2.7 | 522.63 |
| | | 63 | Other made up textile articles; sets;worn clothing and worn textile articles; rags | 0.7 | 2.5 | 269.64 |
| | | 21 | Miscellaneous edible preparations | 1.5 | 2.5 | 68.19 |
| | | 4 digits | | | | |
| | | 1511 | Palm oil and its fractions, whether or not refined, but not chemically modified. | 5.25 | 9.91 | 88.70 |
| | | 2501 | Salt (including table salt and denatured salt) and pure sodium chloride, whether or not | 8.63 | 9.54 | 10.63 |
| | | 6402 | Other footwear with outer soles and uppers of rubber or plastics. | 4.12 | 5.77 | 40.13 |
| | | 4819 | Cartons, boxes, cases, bags and other packing containers, of paper, paperboard, cellulose | 4.50 | 5.24 | 16.40 |
| | | 1704 | Sugar confectionery (including white chocolate), not containing cocoa. | 4.12 | 5.15 | 25.15 |

TABLE 5C: INTRA-EAC TRADE OF THE MAJOR TWENTY IMPORTS, 2015 COMPARED TO 2014 (VALUES IN US\$ MILLION)

| Partner state | Ctry of Origin | HS level | Description of Goods | 2014 | 2015 | 2015/14 % change |
|---------------|----------------|----------|--|-------|-------|------------------|
| | Tanzania | 4 digits | | | | |
| | | 7210 | Flat-rolled products of iron or non-alloy steel, of a width of 600 mm or more, clad, plated or coated | 13.18 | 5.09 | -61.39 |
| | | 2523 | Portland cement, aluminous cement, slag cement, supersulphate cement , etc | 2.47 | 4.81 | 94.54 |
| | | 3004 | Medicaments (excluding goods of heading 30.02, 30.05 or 30.06) consisting of mixed or unmixed for retail sale | 5.49 | 4.53 | -17.44 |
| | | 2402 | Cigars, cheroots, cigarillos and cigarettes, of tobacco or of tobacco substitutes. | 5.42 | 3.84 | -29.04 |
| | | 3209 | Paints and varnishes (including enamels and lacquers) based on synthetic polymers | 1.54 | 3.03 | 96.55 |
| | | 3923 | Articles for the conveyance or packing of goods, of plastics; stoppers, lids, caps | 3.08 | 2.72 | -11.42 |
| | | 3924 | Tableware, kitchenware, other household articles and toilet articles, of plastics. | 2.12 | 2.69 | 27.37 |
| | | 8309 | Stoppers, caps and lids (including crown corks, screw caps,etc | 0.22 | 2.53 | 1025.26 |
| | | 8544 | Insulated (including enamelled or anodised) wire, cable (including co-axial cable) | 2.26 | 2.45 | 8.44 |
| | | 7214 | Other bars and rods of iron or non-alloy steel, not further worked than forged, hot-roll | 2.43 | 2.02 | -16.80 |
| | | 2207 | Undenatured ethyl alcohol of an alcoholic strength by volume of 80 % vol or higher; ethyl | 1.40 | 1.87 | 33.68 |
| | | 7306 | Other tubes, pipes and hollow profiles (for example, open seam or welded, riveted or similarly closed) | 1.09 | 1.82 | 67.68 |
| | | 4820 | Registers, account books, note books, order books, receipt books, letter pads, memorandums | 0.95 | 1.76 | 84.91 |
| | | 7615 | Table, kitchen or other household articles and parts thereof, of aluminium; pot scourers | 1.03 | 1.74 | 69.01 |
| | | 2710 | Petroleum oils and oils obtained from bituminous minerals, other than crude; preparation | 2.34 | 1.74 | -25.67 |
| | Tanzania | 2 digits | | | | |
| | | 25 | Salt; sulphur; earths and stone;plastering materials, lime and cement | 9.89 | 18.16 | 83.54 |
| | | 03 | Fish and crustaceans, molluscs and other aquatic invertebrates | 11.19 | 8.59 | -23.27 |
| | | 72 | Iron and steel | 3.19 | 8.25 | 158.49 |
| | | 07 | Edible vegetables and certain roots and tubers | 2.66 | 7.21 | 171.18 |
| | | 27 | Mineral fuels, mineral oils and products of their distillation distillation;bituminous substances; mineral waxes | 7.29 | 6.29 | -13.75 |
| | | 70 | Ceramic products | 2.86 | 4.47 | 56.12 |
| | | 12 | Oil seeds and oleaginous fruits; miscellaneous grains,seeds and fruit; industrial or medicinal plants; straw and fodder | 9.12 | 3.40 | -62.73 |
| | | 48 | Paper and paperboard; articles of paper pulp,of paper or of paperboard | 1.43 | 3.39 | 136.36 |
| | | 31 | Fertilisers | 6.15 | 3.13 | -49.01 |
| | | 10 | Cereals | 5.97 | 2.87 | -51.99 |
| | | 63 | Other made up textile articles; sets;worn clothing and worn textile articles; rags | 1.73 | 2.08 | 20.25 |
| | | 22 | Beverages, spirits and vinegar | 1.98 | 1.70 | -14.12 |
| | | 19 | Preparations of cereals, flour, starch or milk;pastrycooks' products | 2.11 | 1.69 | -19.83 |
| | | 39 | Plastics and articles thereof | 1.66 | 1.52 | -8.35 |
| | | 84 | Nuclear reactors, boilers, machinery and mechanical appliances; parts thereof | 0.45 | 1.39 | 207.99 |
| | | 73 | Articles of iron or steel | 1.02 | 1.15 | 13.47 |
| | | 08 | Edible fruit and nuts; peel of citrus fruit or melons | 0.57 | 1.02 | 78.55 |
| | | 33 | Essential oils and resinoids; perfumery,cosmetic or toilet preparations | 1.68 | 0.92 | -45.14 |
| | | 34 | Soap, organic surface-active agents, washing preparations,lubricating preparations, artificial waxes, prepared waxes,polishing or scouring preparations, candles and similar articles,modeling pastes, | 0.49 | 0.83 | 69.86 |
| | | 23 | Residues and waste from the food industries;prepared animal fodder | 0.78 | 0.82 | 5.59 |

TABLE 5C: INTRA-EAC TRADE OF THE MAJOR TWENTY IMPORTS, 2015 COMPARED TO 2014 (VALUES IN US\$ MILLION)

| Partner state | Ctry of Origin | HS level | Description of Goods | 2014 | 2015 | 2015/14 % change |
|---------------|----------------|----------|--|-------|-------|------------------|
| | Tanzania | 4 digits | | | | |
| | | 2523 | Portland cement, aluminous cement, slag cement, supersulphate cement, etc | 7.79 | 13.95 | 79.18 |
| | | 0305 | Fish, dried, salted or in brine; smoked fish, whether or not cooked | 10.91 | 8.43 | -22.75 |
| | | 7210 | Flat-rolled products of iron or non-alloy steel, of a width of 600 mm or more, clad, plated or coated | 0.02 | 6.26 | 26415.01 |
| | | 0714 | Manioc, arrowroot, salep, Jerusalem artichokes, sweet potatoes and similar roots and tub | 2.07 | 5.33 | 157.05 |
| | | 7010 | Carboys, bottles, flasks, jars, pots, phials, ampoules and other containers, of glass, | 2.85 | 4.47 | 56.80 |
| | | 2712 | Petroleum jelly; paraffin wax, micro-crystalline petroleum wax, slack wax, ozokerite, etc | 2.92 | 3.38 | 15.80 |
| | | 1202 | Ground-nuts, not roasted or otherwise cooked, whether or not shelled or broken. | 9.08 | 3.36 | -62.93 |
| | | 3105 | Mineral or chemical fertilisers containing two or three of the fertilising elements | 4.13 | 2.40 | -41.78 |
| | | 2520 | Gypsum; anhydrite; plasters (consisting of calcined gypsum or calcium sulphate) whether | 0.08 | 2.25 | 2661.94 |
| | | 6305 | Sacks and bags, of a kind used for the packing of goods. | 1.67 | 1.92 | 15.10 |
| | | 1006 | Rice. | 2.32 | 1.85 | -20.26 |
| | | 7214 | Other bars and rods of iron or non-alloy steel, not further worked than forged, hot-roll | 1.25 | 1.83 | 45.85 |
| | | 2501 | Salt (including table salt and denatured salt) and pure sodium chloride, | 1.77 | 1.80 | 2.07 |
| | | 1905 | Bread, pastry, cakes, biscuits and other bakers' wares, whether or not containing cocoa; | 2.11 | 1.69 | -19.96 |
| | | 0713 | Dried leguminous vegetables, shelled, whether or not skinned or split. | 0.18 | 1.45 | 726.38 |
| | | 4821 | Paper or paperboard labels of all kinds, whether or not printed. | 0.17 | 1.43 | 763.51 |
| | | 2701 | Coal; briquettes, ovoids and similar solid fuels manufactured from coal. | 0.00 | 1.31 | 0.00 |
| | | 4804 | Uncoated kraft paper and paperboard, in rolls or sheets, other than that of heading 48.0 | 0.46 | 1.03 | 124.91 |
| | | 2711 | Petroleum gases and other gaseous hydrocarbons. | 2.48 | 1.02 | -58.92 |
| | | 2202 | Waters, including mineral waters and aerated waters, containing added sugar or other sweetening | 1.60 | 0.99 | -38.14 |
| | Uganda | 2 digits | | | | |
| | | 25 | Salt; sulphur; earths and stone;plastering materials, lime and cement | 77.02 | 62.40 | -18.99 |
| | | 15 | Animal or vegetable fats and oils and their cleavage products; prepared edible fats;animal or vegetable waxes | 59.62 | 38.30 | -35.76 |
| | | 10 | Cereals | 17.87 | 17.07 | -4.49 |
| | | 34 | Soap, organic surface-active agents, washing preparations,lubricating preparations, artificial waxes, prepared waxes,polishing or scouring preparations, candles and similar articles,modeling pastes, | 17.53 | 15.94 | -9.10 |
| | | 72 | Iron and steel | 15.04 | 15.11 | 0.43 |
| | | 03 | Fish and crustaceans, molluscs and other aquatic invertebrates | 4.61 | 10.79 | 134.06 |
| | | 39 | Plastics and articles thereof | 5.76 | 7.88 | 36.77 |
| | | 07 | Edible vegetables and certain roots and tubers | 5.80 | 6.50 | 12.20 |
| | | 48 | Paper and paperboard; articles of paper pulp,of paper or of paperboard | 6.45 | 6.08 | -5.65 |
| | | 73 | Articles of iron or steel | 5.93 | 5.73 | -3.45 |
| | | 22 | Beverages, spirits and vinegar | 6.68 | 5.23 | -21.62 |
| | | 33 | Essential oils and resinoids; perfumery,cosmetic or toilet preparations | 3.40 | 4.84 | 42.31 |
| | | 12 | Oil seeds and oleaginous fruits; miscellaneous grains, seeds and fruit; industrial or medicinal plants; straw and fodder | 0.56 | 3.82 | 577.11 |
| | | 32 | Tanning or dyeing extracts; tannins and their derivatives; dyes,pigments and other colouring matter;paints and varnishes; putty and other mastics; inks | 3.50 | 3.31 | -5.32 |
| | | 08 | Edible fruit and nuts; peel of citrus fruit or melons | 2.52 | 3.01 | 19.45 |
| | | 38 | Miscellaneous chemical products | 0.66 | 2.02 | 207.15 |
| | | 44 | Wood and articles of wood; wood charcoal | 4.16 | 1.96 | -52.86 |
| | | 11 | Products of the milling industry; malt; starches; inulin; wheat gluten | 1.40 | 1.63 | 16.15 |
| | | 04 | Dairy produce; birds' eggs; natural honey;edible products of animal origin,not elsewhere specified or included | 1.28 | 1.59 | 24.19 |

TABLE 5C: INTRA-EAC TRADE OF THE MAJOR TWENTY IMPORTS, 2015 COMPARED TO 2014 (VALUES IN US\$ MILLION)

| Partner state | Ctry of Origin | HS level | Description of Goods | 2014 | 2015 | 2015/14 % change |
|---------------|----------------|----------|--|-------|-------|------------------|
| | Uganda | 4 digits | | | | |
| | | 2523 | Portland cement, aluminous cement, slag cement, supersulphate cement, etc | 74.54 | 61.62 | -17.33 |
| | | 1516 | Animal or vegetable fats and oils and their fractions, partly or wholly hydrogenated | 49.22 | 33.16 | -32.62 |
| | | 3401 | Soap; organic surface-active products and preparations for use as soap | 14.97 | 13.52 | -9.63 |
| | | 1005 | Maize (corn). | 15.93 | 13.10 | -17.75 |
| | | 0305 | Fish, dried, salted or in brine; smoked fish, whether or not cooked | 3.81 | 10.10 | 165.03 |
| | | 7214 | Other bars and rods of iron or non-alloy steel, not further worked than forged, hot-roll | 6.39 | 6.10 | -4.53 |
| | | 4819 | Cartons, boxes, cases, bags and other packing containers, of paper, paperboard, cellulose | 4.60 | 4.40 | -4.48 |
| | | 7306 | Other tubes, pipes and hollow profiles (for example, open seam or welded, riveted or similarly closed) | 4.63 | 4.06 | -12.38 |
| | | 7210 | Flat-rolled products of iron or non-alloy steel, of a width of 600 mm or more, clad, plated or coated | 3.84 | 3.98 | 3.59 |
| | | 1007 | Grain sorghum. | 1.46 | 3.93 | 169.45 |
| | | 3923 | Articles for the conveyance or packing of goods, of plastics; stoppers, lids, caps, etc | 2.53 | 3.78 | 49.19 |
| | | 1202 | Ground-nuts, not roasted or otherwise cooked, whether or not shelled or broken. | 0.50 | 3.10 | 513.82 |
| | | 3208 | Paints and varnishes (including enamels and lacquers) based on synthetic polymers | 3.23 | 2.99 | -7.37 |
| | | 3304 | Beauty or make-up preparations and preparations for the care of the skin (other than medicinal) | 1.84 | 2.95 | 60.29 |
| | | | Manioc, arrowroot, salep, Jerusalem artichokes, sweet potatoes and similar roots and tubers | 1.60 | 2.87 | 79.90 |
| | | 1511 | Palm oil and its fractions, whether or not refined, but not chemically modified. | 8.81 | 2.78 | -68.45 |
| | | 0701 | Potatoes, fresh or chilled. | 1.54 | 2.65 | 71.99 |
| | | 7217 | Wire of iron or non-alloy steel. | 2.23 | 2.52 | 13.13 |
| | | 3402 | Organic surface-active agents (other than soap); surface-active preparations, washing preparation | 2.54 | 2.39 | -5.74 |
| | | 2208 | Undenatured ethyl alcohol of an alcoholic strength by volume of less than 80 % vol; spirits | 1.97 | 2.08 | 5.51 |
| | Burundi | 2 digit | | | | |
| | | 34 | Soap, organic surface-active agents, washing preparations, lubricating preparations, artificial waxes, prepared waxes, polishing or scouring preparations, candles and similar articles, modelling pastes, | 1.619 | 3.344 | 106.61 |
| | | 07 | Edible vegetables and certain roots and tubers | 1.058 | 2.557 | 141.74 |
| | | 08 | Edible fruit and nuts; peel of citrus fruit or melons | 0.481 | 0.529 | 9.98 |
| | | 73 | Articles of iron or steel | 0.252 | 0.392 | 55.24 |
| | | 70 | Ceramic products | 0.282 | 0.331 | 17.46 |
| | | 03 | Fish and crustaceans, molluscs and other aquatic invertebrates | 0.162 | 0.258 | 58.87 |
| | | 72 | Iron and steel | 0.406 | 0.249 | -38.75 |
| | | 85 | Electrical machinery and equipment and parts thereof; sound recorders and reproducers, television image and sound recorders and reproducers, and parts and accessories of such articles | 0.131 | 0.198 | 51.51 |
| | | 23 | Residues and waste from the food industries; prepared animal fodder | 0.086 | 0.131 | 52.33 |
| | | 39 | Plastics and articles thereof | 0.326 | 0.106 | -67.61 |
| | | 10 | Cereals | 0.212 | 0.083 | -60.88 |
| | | 52 | Cotton | 0.093 | 0.067 | -28.51 |
| | | 96 | Miscellaneous manufactured articles | 0.023 | 0.055 | 137.22 |
| | | 94 | Furniture; bedding, mattresses, mattress supports, cushions and similar stuffed furnishings; lamps and lighting fittings, not elsewhere specified or included; illuminated signs, illuminated name-plates and the like | 0.018 | 0.048 | 163.52 |
| | | 22 | Beverages, spirits and vinegar | 0.182 | 0.044 | -76.00 |
| | | 15 | Animal or vegetable fats and oils and their cleavage products; prepared edible fats; animal or vegetable waxes | 0.031 | 0.042 | 35.58 |
| | | 11 | Products of the milling industry; malt; starches; inulin; wheat gluten | 0.075 | 0.041 | -45.43 |
| | | 28 | Inorganic chemicals; organic or inorganic compounds of precious metals, of rare-earth metals, of radioactive elements or of isotopes | 0.096 | 0.037 | -60.95 |

TABLE 5C: INTRA-EAC TRADE OF THE MAJOR TWENTY IMPORTS, 2015 COMPARED TO 2014 (VALUES IN US\$ MILLION)

| Partner state | Ctry of Origin | HS level | Description of Goods | 2014 | 2015 | 2015/14 % change |
|---------------|----------------|----------|---|--------|-------|------------------|
| | Burundi | 2 digits | | | | |
| | | 44 | Wood and articles of wood; wood charcoal | 0.003 | 0.027 | 888.43 |
| | | 41 | Raw hides and skins (other than fur skins) and leather | 0.076 | 0.027 | -64.48 |
| | | 4 digit | | | | |
| | | 3401 | Soap; organic surface-active products and preparations for use as soap | 1.618 | 3.294 | 103.58 |
| | | 0714 | Manioc, arrowroot, salep, Jerusalem artichokes, sweet potatoes and similar roots and tubers | 0.604 | 1.440 | 138.41 |
| | | 0713 | Dried leguminous vegetables, shelled, whether or not skinned or split. | 0.019 | 0.582 | 3022.11 |
| | | 0805 | Citrus fruit, fresh or dried. | 0.337 | 0.368 | 9.24 |
| | | 7010 | Carboys, bottles, flasks, jars, pots, phials, ampoules and other containers, of glass | 0.282 | 0.330 | 17.09 |
| | | 7311 | Containers for compressed or liquefied gas, of iron or steel. | 0.242 | 0.250 | 3.28 |
| | | 7204 | Ferrous waste and scrap; remelting scrap ingots of iron or steel. | 0.158 | 0.236 | 49.69 |
| | | 0708 | Leguminous vegetables, shelled or unshelled, fresh or chilled. | 0.097 | 0.170 | 74.34 |
| | | 0702 | Tomatoes, fresh or chilled. | 0.136 | 0.159 | 17.21 |
| | | 8548 | Waste and scrap of primary cells, primary batteries and electric accumulators | 0.025 | 0.150 | 492.36 |
| | | 0302 | Fish, fresh or chilled, excluding fish fillets and other fish meat of heading 03.04. | 0.026 | 0.133 | 409.91 |
| | | 0810 | Other fruit, fresh. | 0.100 | 0.126 | 25.80 |
| | | 0305 | Fish, dried, salted or in brine; smoked fish, whether or not cooked | 0.129 | 0.118 | -8.59 |
| | | 0712 | Dried vegetables, whole, cut, sliced, broken or in powder, but not further prepared. | 0.057 | 0.115 | 101.91 |
| | | 2302 | Bran, sharps and other residues, whether or not in the form of pellets | 0.057 | 0.084 | 47.38 |
| | | 7307 | Tube or pipe fittings (for example, couplings, elbows, sleeves), of iron or steel. | 0.000 | 0.074 | 0.00 |
| | | 3925 | Builders' ware of plastics, not elsewhere specified or included. | 0.147 | 0.073 | -50.02 |
| | | 1007 | Grain sorghum. | 0.008 | 0.062 | 674.61 |
| | | 5201 | Cotton, not carded or combed. | 0.000 | 0.059 | 0.00 |
| Tanzania | Kenya | 2 digits | | | | |
| | | 30 | Pharmaceutical products | 41.27 | 30.61 | (258.32) |
| | | 39 | Plastics and articles thereof | 32.57 | 22.20 | (318.32) |
| | | 34 | Soap, organic surface-active agents, washing preparations, etc | 42.90 | 20.38 | (524.87) |
| | | 85 | Electrical machinery equipment parts thereof; sound recorder, etc | 20.96 | 15.73 | (249.39) |
| | | 84 | Nuclear reactors, boilers, machinery & mechanical appliance; parts | 51.12 | 15.26 | (701.37) |
| | | 27 | Mineral fuels, oils & product of their distillation; etc | 12.50 | 14.55 | 164.25 |
| | | 15 | Animal/vegetable fats & oil & their cleavage products, etc | 28.88 | 12.28 | (574.83) |
| | | 25 | Salt; sulphur; earth & stone; plastering material; lime & cement | 27.35 | 10.73 | (607.74) |
| | | 17 | Sugars and sugar confectionery | 14.08 | 10.62 | (245.35) |
| | | 87 | Vehicles other than railway/tramway roll-stock, parts & accessories | 30.26 | 9.08 | (699.78) |
| | | 28 | Inorganic chemicals; compounds of precious metals, radioactive elements, etc | 124.49 | 8.72 | (929.99) |
| | | 83 | Miscellaneous articles of base metal | 11.38 | 7.20 | (366.95) |
| | | 48 | Paper & paperboard; art of paper pulp, paper/paperboard | 10.10 | 7.16 | (290.74) |
| | | 76 | Aluminium and articles thereof | 14.17 | 7.00 | (505.89) |
| | | 02 | Meat and edible meat offal | 2.40 | 6.64 | 1,764.59 |
| | | 73 | Articles of iron and steel | 14.73 | 5.98 | (593.72) |
| | | 94 | Furniture; bedding, mattress, mattress support, cushion, etc | 12.56 | 5.64 | (551.50) |
| | | 31 | Fertilisers | 1.92 | 5.40 | 1,820.06 |
| | | 04 | Dairy products; birds' eggs; natural honey; edible products nes | 9.60 | 4.61 | (519.50) |
| | | 63 | Other made up textile articles; sets; worn clothing etc | 4.05 | 4.48 | 105.03 |
| | | 4 digits | | | | |
| | | 3004 | Medicaments of mixed or unmixed products, for retail sale | 37.99 | 29.90 | (21.29) |

TABLE 5C: INTRA-EAC TRADE OF THE MAJOR TWENTY IMPORTS, 2015 COMPARED TO 2014 (VALUES IN US\$ MILLION)

| Partner state | Ctry of Origin | HS level | Description of Goods | 2014 | 2015 | 2015/14 '% change |
|---------------|----------------|----------|--|-----------|-------|-------------------|
| | Uganda | 4 digits | | | | |
| | | 3923 | Articles for conveyance or packing of goods, of plastics | 22.39 | 15.43 | (31.09) |
| | | 2710 | Petroleum oils and oils obtained from bituminous minerals, other than crude | 11.01 | 12.66 | 15.06 |
| | | 3401 | Soap; organic surface-active products in bars, etc; paper with soap, etc | 26.53 | 11.88 | (55.21) |
| | | 1704 | Sugar confectionery (incl. white chocolate), not containing cocoa | 13.81 | 10.45 | (24.35) |
| | | 8507 | Electric accumulators (incl. separators thereof) | 11.56 | 9.84 | (14.90) |
| | | 2501 | Salt/pure sodium chloride whether or not containing anti-caking agents; seawater | 9.75 | 8.74 | (10.32) |
| | | 3402 | Non-soap surface-active agents; washing preparations in powder, liquid etc | 14.50 | 7.26 | (49.94) |
| | | 8309 | Stoppers, caps and lids, capsules for bottles of base metal | 9.90 | 6.83 | (31.05) |
| | | 1517 | Margarine; edible preparations of animal or vegetable fats or oils, nes | 13.83 | 5.99 | (56.67) |
| | | 8431 | Parts suitable for use with the machinery of 84.25 to 84.30 | 20.66 | 5.90 | (71.43) |
| | | 3105 | Mineral or chemical fertilizers, nes; other fertilizers; goods =<10kg | 0.67 | 5.31 | 696.48 |
| | | 1511 | Palm oil and its fractions whether or not refined not chemically modified | 8.11 | 5.06 | (37.56) |
| | | 8716 | Trailers and semi-trailers; other vehicles, not mechanically propelled | 12.39 | 4.91 | (60.37) |
| | | 4819 | Cartons, boxes, etc; box files, etc, of paper, paperboard, etc | 6.00 | 4.62 | (23.02) |
| | | 7615 | Table, kitchen, household and sanitary articles... of aluminium | 8.62 | 4.40 | (48.95) |
| | | 2836 | Carbonates; peroxocarbonates; commercial ammonium carbonate | 4.15 | 4.00 | (3.67) |
| | | 0401 | Milk and cream, not concentrated or sweetened | 9.11 | 3.74 | (58.98) |
| | | 3920 | Other plates..., of plastics, not reinforced, etc | 4.69 | 3.49 | (25.41) |
| | | 4011 | New pneumatic tyres, of rubber | 6.3335916 | 3.10 | (51.09) |
| | Uganda | 2 digits | | | | |
| | | 10 | Cereals | 1.12 | 17.65 | 1,478.99 |
| | | 24 | Tobacco and manufactured tobacco substitutes | 2.38 | 10.59 | 345.27 |
| | | 44 | Wood and articles of wood; wood charcoal | 13.63 | 3.54 | (74.05) |
| | | 30 | Pharmaceutical products | 3.54 | 2.44 | 103.61 |
| | | 48 | Paper & paperboard; art of paper pulp, paper/paperboard | 1.20 | 2.36 | 77.31 |
| | | 12 | Oil seed, oleaginous fruits; miscellaneous grains, seeds, fruit etc | 1.33 | 1.69 | 26.94 |
| | | 72 | Iron and steel | 1.45 | 1.47 | 1.69 |
| | | 34 | Soap, organic surface-active agents, washing preparations, etc | 1.99 | 1.06 | (46.98) |
| | | 15 | Animal/vegetable fats & oil & their cleavage products; etc | 2.43 | 0.68 | (72.18) |
| | | 33 | Essential oils & resinoids; perfumery, cosmetic/toilet preparations | 0.78 | 0.56 | (27.24) |
| | | 96 | Miscellaneous manufactured articles | 0.01 | 0.56 | 4,772.28 |
| | | 07 | Edible vegetables and certain roots and tubers | 1.05 | 0.53 | (49.31) |
| | | 04 | Dairy products; birds' eggs; natural honey; edible products nes | 1.07 | 0.39 | (63.27) |
| | | 85 | Electrical machinery equipment parts thereof; sound recorder etc | 2.40 | 0.37 | (84.62) |
| | | 11 | Products of the milling industry; malt; starches; insulin; wheat gluten | 0.03 | 0.33 | 985.24 |
| | | 22 | Beverages, spirits and vinegar | 1.35 | 0.27 | (80.37) |
| | | 39 | Plastics and articles thereof | 0.57 | 0.25 | (56.25) |
| | | 23 | Residues & waste from the food industries; prepared animal fodder | 0.06 | 0.23 | 280.40 |
| | | 09 | Coffee, tea, mate and spices | 0.01 | 0.22 | 2,063.25 |
| | | 73 | Articles of iron and steel | 0.24 | 0.20 | (17.68) |
| | | 4 digits | #N/A | | | |
| | | 1005 | Maize(corn) | 0.38 | 17.63 | 4,498.74 |
| | | 2401 | Unmanufactured tobacco; tobacco refuse | 2.38 | 10.59 | 345.26 |
| | | 3004 | Medicaments of mixed or unmixed products, for retail sale | 3.48 | 2.44 | (29.98) |
| | | 4821 | Paper or paperboard labels of all kinds, whether or not printed | 0.92 | 2.18 | 136.78 |
| | | 4404 | Hoopwood; split poles; piles, etc; wooden sticks, etc; chipwood | 8.72 | 1.85 | (78.73) |
| | | 4403 | Wood in the rough or roughly squared | 4.91 | 1.68 | (65.70) |
| | | 7210 | Rolled iron or non-alloy steel, >=600mm wide, clad, plated or coated | 1.32 | 1.45 | 10.06 |

TABLE 5C: INTRA-EAC TRADE OF THE MAJOR TWENTY IMPORTS, 2015 COMPARED TO 2014 (VALUES IN US\$ MILLION)

| Partner state | Ctry of Origin | HS level | Description of Goods | 2014 | 2015 | 2015/14 % change |
|---------------|----------------|----------|---|------|------|------------------|
| | Uganda | 2 digits | | | | |
| | | 3401 | Soap; organic surface-active products in bars, etc; paper with soap,etc | 1.85 | 0.90 | (51.43) |
| | | 1211 | Plants and parts of plants, of a kind used in perfumery, pharmacy,etc | 0.49 | 0.81 | 65.51 |
| | | | Palm oil and its fractions whether or not refined not chemically modified | 1.02 | 0.59 | (42.61) |
| | | 9619 | #N/A | 0.00 | 0.56 | - |
| | | 1209 | Seeds, fruits and spores, of a kind used for sowing | 0.00 | 0.46 | 640,841.77 |
| | | 0713 | Dried leguminous vegetables, shelled | 0.79 | 0.32 | (59.51) |
| | | 3305 | Preparations for use on the hair | 0.47 | 0.32 | (32.95) |
| | | 1102 | Cereal flours, (excl. Wheat or meslin) | 0.03 | 0.30 | 988.72 |
| | | 1207 | Other oil seeds and oleaginous fruits | 0.16 | 0.28 | 68.15 |
| | | 3304 | Beauty, make-up, skin-care (incl. Suntan), manicure... Preparations | 0.29 | 0.25 | (13.29) |
| | | 2304 | Oil cake from soya bean oil | 0.05 | 0.23 | 327.55 |
| | | 2201 | Waters, (incl. Mineral waters and aerated waters); ice and snow | 1.18 | 0.23 | (80.93) |
| | | 0902 | Tea | 0.00 | 0.22 | - |
| | Burundi | 2 digits | | | | |
| | | 85 | Electrical machinery equipment parts thereof; sound recorder, etc | 0.00 | 0.41 | 309,387.88 |
| | | 12 | Oil seed, oleaginous fruits; miscellaneous grain, seed, fruit, etc | 0.00 | 0.32 | - |
| | | 27 | Mineral fuels, oils & product of their distillation, etc | 0.00 | 0.26 | - |
| | | 22 | Beverages, spirits and vinegar | 0.00 | 0.13 | (55.19) |
| | | 38 | Miscellaneous chemical products | 0.28 | 0.07 | - |
| | | 48 | Paper & paperboard; art of paper pulp, paper/paperboard | 0.00 | 0.03 | - |
| | | 94 | Furniture; bedding, mattress, mattress support, cushion, etc | 0.00 | 0.01 | 14,245.15 |
| | | 73 | Articles of iron and steel | 0.00 | 0.01 | - |
| | | 39 | Plastics and articles thereof | 0.00 | 0.01 | - |
| | | 34 | Soap, organic surface-active agents, washing preparations, etc | 0.00 | 0.01 | - |
| | | 87 | Vehicles other than railway/tramway roll-stock, parts & accessories | 0.07 | 0.00 | (93.58) |
| | | 84 | Nuclear reactors, boilers, machinery & mechanical appliance; parts | 0.00 | 0.00 | - |
| | | 83 | Miscellaneous articles of base metal | 0.00 | 0.00 | - |
| | | 92 | Musical instruments; parts and access of such articles | 0.00 | 0.00 | - |
| | | 70 | Glass and glassware | 0.00 | 0.00 | - |
| | | 64 | Footwear, gaiters and the like; parts of such articles | 0.00 | 0.00 | - |
| | | 97 | Works of art, collectors' pieces and antiques | 0.00 | 0.00 | - |
| | | 61 | Art of apparel & clothing access, knitted or crocheted | 0.00 | 0.00 | - |
| | | 76 | Aluminium and articles thereof | 0.00 | 0.00 | - |
| | | 69 | Ceramic products | 0.00 | 0.00 | - |
| | | 4 digits | | | | |
| | | 8517 | Electrical apparatus for line telephony or line telegraphy | 0.00 | 0.41 | 333,171.72 |
| | | 1211 | Plants and parts of plants, of a kind used in perfumery, pharmacy,etc | 0.00 | 0.32 | - |
| | | 2714 | Bitumen and asphalt, natural; bituminous or oil shale...; asphaltites... | 0.00 | 0.26 | - |
| | | 2203 | Beer made from malt | 0.00 | 0.13 | - |
| | | 3824 | Prepared binders for foundry mould or cores | 0.28 | 0.07 | (73.81) |
| | | 4811 | Paper, paperboard, etc, coated..., in rolls or sheets, nes | 0.00 | 0.03 | - |
| | | 7308 | Iron/steel structures and parts thereof; plates, rodsthereof | 0.00 | 0.01 | - |
| | | 3401 | Soap; organic surface-active products in bars, etc; paper with soap,etc | 0.00 | 0.01 | - |
| | | 3920 | Other plates..., of plastics, not reinforced, etc | 0.00 | 0.00 | - |
| | | 9403 | Other furniture and parts thereof | 0.00 | 0.00 | 9,253.78 |
| | | 8703 | Motor cars and other motor vehicles for the transport of persons | 0.03 | 0.00 | (86.95) |

TABLE 5C: INTRA-EAC TRADE OF THE MAJOR TWENTY IMPORTS, 2015 COMPARED TO 2014 (VALUES IN US\$ MILLION)

| Partner state | Ctry of Origin | HS level | Description of Goods | 2014 | 2015 | 2015/14 '% change |
|---------------|----------------|----------|---|------|------|-------------------|
| | Burundi | 4 digits | | | | |
| | | 9404 | Mattress supports; articles of bedding, sprung, stuffed, etc | 0.00 | 0.00 | - |
| | | 8304 | Filing cabinets, desk equipments, of base metal | 0.00 | 0.00 | - |
| | | 8418 | Refrigerators, freezers, etc; heat pumps (excl. Air conditioners) | 0.00 | 0.00 | - |
| | | 8431 | Parts suitable for use with the machinery of 84.25 to 84.30 | 0.00 | 0.00 | - |
| | | 9405 | Lamps and lighting fittings, nes; illuminated signs, name-plates, etc | 0.00 | 0.00 | - |
| | | 7013 | Glassware used for table, kitchen, toilet, office..., nes | 0.00 | 0.00 | - |
| | | 9701 | Paintings, drawings, pastels, collages, etc, done entirely by hand | 0.00 | 0.00 | - |
| | | 9207 | Musical instruments with electrically produced or amplified sound | 0.00 | 0.00 | - |
| | | 7615 | Table, kitchen, household and sanitary articles of aluminium | 0.00 | 0.00 | - |
| | Rwanda | 2 digits | | | | |
| | | 12 | Oil seed, oleaginous fruits; miscellaneous grain, seed, fruit, etc | 0.00 | 0.72 | - |
| | | 70 | Glass and glassware | 0.01 | 0.18 | 1,138.08 |
| | | 85 | Electrical machinery, mechanical parts thereof; sound recorder, etc | 0.32 | 0.18 | (45.19) |
| | | 23 | Residues & waste from the food industries; prepared animal fodder | 0.00 | 0.08 | - |
| | | 41 | Raw hides and skins (other than fur skins) and leather | 0.00 | 0.06 | - |
| | | 29 | Organic chemicals | 0.00 | 0.03 | - |
| | | 86 | Railway/tramway locomotives, rolling-stock & parts thereof; etc | 0.00 | 0.02 | - |
| | | 84 | Nuclear reactors, boilers, machinery & mechanical appliance; parts | 0.07 | 0.01 | (81.95) |
| | | 10 | Cereals | 0.00 | 0.01 | - |
| | | 82 | Tool, implement, cutlery, spoon & fork, of base metal, etc | 0.01 | 0.01 | (58.51) |
| | | 73 | Articles of iron and steel | 0.00 | 0.01 | 744.37 |
| | | 39 | Plastics and articles thereof | 0.00 | 0.00 | - |
| | | 48 | Paper & paperboard; art of paper pulp, paper/paperboard | 0.00 | 0.00 | 19,753.89 |
| | | 94 | Furniture; bedding, mattress, mattress support, cushion, etc | 0.00 | 0.00 | 4,501.78 |
| | | 63 | Other made up textile articles; sets; worn clothing, etc | 0.00 | 0.00 | 19,301.91 |
| | | 44 | Wood and articles of wood; wood charcoal | 2.57 | 0.00 | (99.97) |
| | | 49 | Printed books, newspapers, pictures & other products, etc | 0.00 | 0.00 | - |
| | | 42 | Articles of leather; saddlery/harness; travel goods, etc | 0.00 | 0.00 | - |
| | | 97 | Works of art, collectors' pieces and antiques | 0.00 | 0.00 | - |
| | | 61 | Art of apparel & clothing access, knitted or crocheted | 0.00 | 0.00 | - |
| | | 4 digits | | | | |
| | | 1208 | Flours and meals of oil seeds or oleaginous fruits (excl. Mustard) | 0.00 | 0.70 | - |
| | | 7001 | Cullet and other waste of glass | 0.01 | 0.18 | 1,128.54 |
| | | 8502 | Electric generating sets and rotary converters | 0.00 | 0.13 | - |
| | | 2304 | Oil cake from soya bean oil | 0.00 | 0.08 | - |
| | | 4101 | Raw hides and skins of bovine or equine animals, not tanned | 0.00 | 0.06 | - |
| | | 8517 | Electrical apparatus for line telephony or line telegraphy | 0.16 | 0.04 | (74.07) |
| | | 2939 | Vegetable alkaloids and their salts, ethers, esters and derivatives | 0.00 | 0.03 | - |
| | | 8609 | Containers for transport of one or more modes of transport | 0.00 | 0.02 | - |
| | | 1201 | Soya beans | 0.00 | 0.02 | - |
| | | 1006 | Rice | 0.00 | 0.01 | - |
| | | 8443 | Printing machinery; machines for uses ancillary to printing | 0.01 | 0.01 | (7.71) |
| | | 8205 | Hand tools, nes; blow lamps; vices, clamps, etc; anvils, etc | 0.01 | 0.01 | (58.28) |
| | | 7323 | Table, kitchen or household articles and parts thereof of iron or steel | 0.00 | 0.01 | 985.37 |
| | | 8538 | Parts suitable for use with the apparatus of 85.35, 85.36 or 85.37 | 0.02 | 0.00 | (75.78) |
| | | 8471 | Automatic data processing machines...; magnetic readers..., nes | 0.00 | 0.00 | (21.53) |

TABLE 5C: INTRA-EAC TRADE OF THE MAJOR TWENTY IMPORTS, 2015 COMPARED TO 2014 (VALUES IN US\$ MILLION)

| Partner state | Ctry of Origin | HS level | Description of Goods | 2014 | 2015 | 2015/14 % change |
|---------------|----------------|----------|---|------|-------|------------------|
| | Rwanda | 2 digits | | | | |
| | | 8525 | Radio-communication/television transmission apparatus; tv cameras | 0.00 | 0.00 | (5.65) |
| | | 8409 | Parts suitable for use with engines of 84.07 or 84.08 | 0.00 | 0.00 | - |
| | | 3924 | Tableware, kitchenware and toilet articles, of plastics | 0.00 | 0.00 | - |
| | | 7020 | Other articles of glass | 0.00 | 0.00 | - |
| | | 8542 | Electronic integrated circuits and micro assemblies | 0.02 | 0.00 | (94.06) |
| Burundi | Kenya | 2 digits | | | | |
| | | 27 | Mineral fuels, oils & product of their distillation; etc | 5.31 | 10.00 | 88.43 |
| | | 72 | Iron and steel | 4.33 | 4.93 | 13.81 |
| | | 31 | Fertilisers | 7.92 | 4.55 | -42.53 |
| | | 39 | Plastics and articles thereof | 1.77 | 4.35 | 145.50 |
| | | 73 | Articles of iron or steel. | 2.52 | 3.08 | 22.18 |
| | | 48 | Paper & paperboard; art of paper pulp, paper/paperboard | 0.73 | 2.53 | 249.17 |
| | | 83 | Miscellaneous articles of base metal | | 1.71 | |
| | | 34 | Soap, organic surface-active agents, washing preparations, etc | 1.46 | 1.43 | -2.30 |
| | | 17 | Sugars and sugar confectionery | 0.48 | 1.38 | 189.63 |
| | | 30 | Pharmaceutical products | 1.43 | 1.33 | -7.07 |
| | | 84 | Nuclear reactors, boilers, machinery & mechanical appliance; parts | 0.77 | 1.28 | 67.30 |
| | | 32 | Tanning/dyeing extract; tannins & derivatives; pigments, etc | 1.01 | 1.03 | 1.50 |
| | | 15 | Animal/vegetable fats & oils & their cleavage products, etc | 4.34 | 1.02 | -76.53 |
| | | 85 | Electrical machinery equipment parts thereof; sound recorder, etc | 1.75 | 1.00 | -42.83 |
| | | 21 | Miscellaneous edible preparations. | | 0.91 | |
| | | 49 | Printed books, newspapers, pictures and other products of the printing industry; manuscripts, typescripts and plans | 0.39 | 0.77 | 96.69 |
| | | 28 | Inorganic chemicals; compounds of precious metals, radioactive elements, etc | 0.50 | 0.76 | 51.63 |
| | | 64 | Footwear, gaiters and the like; parts of such articles. | 0.07 | 0.63 | 827.53 |
| | | 40 | Rubber and articles thereof. | 0.83 | 0.58 | -30.01 |
| | | 90 | Optical, photographic, cinematographic, measuring, etc instruments and apparatus | | 0.54 | |
| | | 4 digit | | | | |
| | | 2710 | Petroleum oils and oils obtained from bituminous minerals, other than crude; preparation | 5.14 | 9.86 | 91.72 |
| | | 3105 | Mineral or chemical fertilisers containing two or three of the fertilising elements | 7.36 | 4.37 | -40.69 |
| | | 3923 | Articles for the conveyance or packing of goods, of plastics; stoppers, lids, caps, etc | 0.60 | 2.89 | 378.47 |
| | | 7306 | Other tubes, pipes and hollow profiles (for example, open seam or welded, riveted or similarly closed) | 1.93 | 2.68 | 39.41 |
| | | 7210 | Flat-rolled products of iron or non-alloy steel, of a width of 600 mm or more, clad, plated or coated | 2.23 | 2.41 | 8.17 |
| | | 8309 | Stoppers, caps and lids (including crown corks, screw caps and pouring stoppers), | 1.71 | | |
| | | 1704 | Sugar confectionery (including white chocolate), not containing cocoa. | 0.38 | 1.37 | 257.92 |
| | | 4820 | Registers, account books, note books, order books, receipt books, letter pads, memorandums | 0.45 | 1.36 | 198.42 |
| | | 3004 | Medicaments (excluding goods of heading 30.02, 30.05 or 30.06) consisting of mixed or unmixed for retail sale | 1.30 | 1.31 | 1.05 |
| | | 3402 | Organic surface-active agents (other than soap); surface-active preparations, washing preparations | 1.35 | 1.12 | -17.04 |
| | | 4819 | Cartons, boxes, cases, bags and other packing containers, of paper, paperboard, cellulose | 0.30 | 0.96 | 215.71 |
| | | 2106 | Food preparations not elsewhere specified or included. | | 0.78 | |
| | | 7216 | Angles, shapes and sections of iron or non-alloy steel. | 0.65 | 0.77 | 18.97 |

TABLE 5C: INTRA-EAC TRADE OF THE MAJOR TWENTY IMPORTS, 2015 COMPARED TO 2014 (VALUES IN US\$ MILLION)

| Partner state | Ctry of Origin | HS level | Description of Goods | 2014 | 2015 | 2015/14 % change |
|---------------|----------------|----------|--|------|------|------------------|
| Burundi | Kenya | 4 digits | | | | |
| | | 7208 | Flat-rolled products of iron or non-alloy steel, of a width of 600 mm or more, hot-roll | 0.68 | 0.71 | 3.97 |
| | | 7214 | Other bars and rods of iron or non-alloy steel, not further worked than forged, hot-roll | 0.18 | 0.70 | 289.31 |
| | | 8438 | Machinery, not specified or included elsewhere in this Chapter, for the industrial preparations | 0.66 | | - |
| | | 4011 | New pneumatic tyres, of rubber. | 0.67 | 0.53 | -20.49 |
| | | 9018 | Instruments and appliances used in medical, surgical, dental or veterinary sciences | 0.53 | | |
| | | 4901 | Printed books, brochures, leaflets and similar printed matter, whether or not in single | 0.52 | | |
| | | 3210 | Other paints and varnishes (including enamels, lacquers and distempers); prepared water | 0.48 | | |
| | Rwanda | 2 digits | | | | |
| | | 07 | Edible vegetables and certain roots and tubers | 1.36 | 1.39 | 1.94 |
| | | 10 | Cereals | 0.64 | 0.91 | 40.63 |
| | | 94 | Furniture; bedding, mattresses, mattress supports, cushions and similar stuffed furnishings; lamps and lighting fittings, not elsewhere specified or included; illuminated signs, illuminated name-plates and the like | 0.39 | 0.61 | 57.53 |
| | | 33 | Essential oils and resinoids; perfumery, cosmetic or toilet preparations | 0.24 | 0.54 | 124.94 |
| | | 22 | Beverages, spirits and vinegar | 0.30 | 0.53 | 79.92 |
| | | 84 | Nuclear reactors, boilers, machinery and mechanical appliances; parts thereof | 0.77 | 0.47 | -38.17 |
| | | 25 | Salt; sulphur; earths and stone; plastering materials, lime and cement | 0.49 | 0.45 | -7.89 |
| | | 70 | Ceramic products | 0.48 | 0.29 | -39.38 |
| | | 85 | Electrical machinery and equipment and parts thereof; sound recorders and reproducers, television image and sound recorders and reproducers, and parts and accessories of such articles | 1.75 | 0.26 | -84.94 |
| | | 27 | Mineral fuels, mineral oils and products of their distillation; bituminous substances; mineral waxes | 5.31 | 0.25 | -95.36 |
| | | 87 | Vehicles other than railway or tramway rolling stock, and parts and accessories thereof | 0.70 | 0.23 | -67.28 |
| | | 72 | Iron and steel | 4.33 | 0.19 | -95.59 |
| | | 21 | Miscellaneous edible preparations | | 0.18 | - |
| | | 41 | Raw hides and skins (other than fur skins) and leather | | 0.15 | - |
| | | 64 | Footwear, gaiters and the like; parts of such articles | 0.07 | 0.13 | 87.16 |
| | | 39 | Plastics and articles thereof | 1.77 | 0.12 | -93.50 |
| | | 32 | Tanning or dyeing extracts; tannins and their derivatives; dyes, pigments and other colouring matter; paints and varnishes; putty and other mastics; inks | 1.01 | 0.10 | -89.92 |
| | | 44 | Wood and articles of wood; wood charcoal | 0.42 | 0.07 | -82.28 |
| | | 34 | Soap, organic surface-active agents, washing preparations, lubricating preparations, artificial waxes, prepared waxes, polishing or scouring preparations, candles and similar articles, modelling pastes, | 1.46 | 0.07 | -95.50 |
| | | 4 digits | | | | |
| | | 1005 | Maize (corn). | 0.11 | 0.91 | 757.86 |
| | | 0701 | Potatoes, fresh or chilled. | 1.03 | 0.73 | -28.73 |
| | | 2203 | Beer made from malt. | 0.28 | 0.53 | 87.24 |
| | | 0713 | Dried leguminous vegetables, shelled, whether or not skinned or split. | 0.48 | | |
| | | 9404 | Mattress supports; articles of bedding and similar furnishing (for example, mattresses, | 0.28 | 0.41 | 48.24 |
| | | 2523 | Portland cement, aluminous cement, slag cement, supersulphate cement ,etc | 1.15 | 0.41 | -64.54 |
| | | 7010 | Carboys, bottles, flasks, jars, pots, phials, ampoules and other containers, of glass, | 0.48 | 0.29 | -39.39 |

TABLE 5C: INTRA-EAC TRADE OF THE MAJOR TWENTY IMPORTS, 2015 COMPARED TO 2014 (VALUES IN US\$ MILLION)

| Partner state | Ctry of Origin | HS level | Description of Goods | 2014 | 2015 | 2015/14 %change |
|---------------|----------------|----------|--|------|-------|-----------------|
| | Rwanda | 2 digits | | | | |
| | | 3302 | Mixtures of odoriferous substances and mixtures (including alcoholic solutions) | 0.25 | | (5.65) |
| | | 3304 | Beauty or make-up preparations and preparations for the care of the skin (other than medicinal) | 0.12 | 0.19 | 60.94 |
| | | 9405 | Lamps and lighting fittings including searchlights and spotlights and parts thereof | 0.08 | 0.17 | 105.38 |
| | | 8704 | Motor vehicles for the transport of goods. | | 0.17 | |
| | | 8459 | Machine-tools (including way-type unit head machines) for drilling, boring, milling | | 0.17 | |
| | | 2710 | Petroleum oils and oils obtained from bituminous minerals, other than crude; preparation | 5.14 | 0.17 | -96.77 |
| | | 0708 | Leguminous vegetables, shelled or unshelled, fresh or chilled. | | 0.16 | |
| | | 7214 | Other bars and rods of iron or non-alloy steel, not further worked than forged, hot-roll | 0.18 | 0.16 | -12.15 |
| | | 4101 | Raw hides and skins of bovine (including buffalo) or equine animals (fresh, or salted, d | | 0.15 | |
| | | 8517 | Electrical apparatus for line telephony or line telegraphy, including line | | 0.13 | |
| | | 6404 | Footwear with outer soles of rubber, plastics, leather or composition leather and uppers | 0.12 | | |
| | | 8443 | Printing machinery used for printing by means of the printing type, blocks, plates, etc | 0.11 | | |
| | | 2103 | Sauces and preparations thereof; mixed condiments and mixed seasonings; mustard flour | 0.11 | | |
| | Tanzania | 2 digits | | | | |
| | | 25 | Salt; sulphur; earths and stone; plastering materials, lime and cement | 0.49 | 11.63 | 2260.63 |
| | | 31 | Fertilisers | 7.92 | 7.88 | -0.54 |
| | | 27 | Mineral fuels, mineral oils and products of their distillation; bituminous substances; mineral waxes | 5.31 | 6.91 | 30.33 |
| | | 10 | Cereals | 0.64 | 5.25 | 714.73 |
| | | 70 | Ceramic products | 0.48 | 4.76 | 894.35 |
| | | 15 | Animal or vegetable fats and oils and their cleavage products; prepared edible fats; animal or vegetable waxes | 4.34 | 3.58 | -17.44 |
| | | 48 | Paper and paperboard; articles of paper pulp, of paper or of paperboard | 0.73 | 2.09 | 188.40 |
| | | 72 | Iron and steel | 4.33 | 2.03 | -53.14 |
| | | 03 | Fish and crustaceans, molluscs and other aquatic invertebrates | 1.77 | 1.76 | -0.95 |
| | | 39 | Plastics and articles thereof | 1.77 | 1.25 | -29.62 |
| | | 33 | Essential oils and resinoids; perfumery, cosmetic or toilet preparations | 0.24 | 0.79 | 225.19 |
| | | 12 | Oil seeds and oleaginous fruits; miscellaneous grains, seeds and fruit; industrial or medicinal plants; straw and fodder | 1.42 | 0.68 | -52.30 |
| | | 63 | Other made up textile articles; sets; worn clothing and worn textile articles; rags | 0.06 | 0.65 | 991.74 |
| | | 84 | Nuclear reactors, boilers, machinery and mechanical appliances; parts thereof | 0.77 | 0.55 | -28.26 |
| | | 19 | Preparations of cereals, flour, starch or milk; pastrycooks' products | 0.53 | 0.53 | -0.55 |
| | | 07 | Edible vegetables and certain roots and tubers | 1.36 | 0.50 | -63.61 |
| | | 73 | Articles of iron or steel | 2.52 | 0.35 | -86.29 |
| | | 85 | Electrical machinery and equipment and parts thereof; sound recorders and reproducers, television image and sound recorders and reproducers, and parts and accessories of such articles | 1.75 | 0.32 | -81.97 |
| | | 87 | Vehicles other than railway or tramway rolling stock, and parts and accessories thereof | 0.70 | 0.28 | -59.97 |
| | | 34 | Soap, organic surface-active agents, washing preparations, lubricating preparations, artificial waxes, prepared waxes, polishing or scouring preparations, candles and similar articles, modelling pastes, | 1.46 | 0.27 | -81.27 |
| | | 4 digits | | | | |
| | | 2523 | Portland cement, aluminous cement, slag cement, supersulphate cement , etc | 1.15 | 8.48 | 636.81 |
| | | 3105 | Mineral or chemical fertilisers containing two or three of the fertilising elements | 7.36 | 6.64 | -9.81 |
| | | 2710 | Petroleum oils and oils obtained from bituminous minerals, other than crude; preparation | 5.14 | 4.98 | -3.22 |

TABLE 5C: INTRA-EAC TRADE OF THE MAJOR TWENTY IMPORTS, 2015 COMPARED TO 2014 (VALUES IN US\$ MILLION)

| Partner state | Ctry of Origin | HS level | Description of Goods | 2014 | 2015 | 2015/14 % change |
|---------------|----------------|----------|--|------|------|------------------|
| Burundi | Kenya | 4 digits | | | | |
| | | 7208 | Flat-rolled products of iron or non-alloy steel, of a width of 600 mm or more, hot-roll | 0.68 | 0.71 | 3.97 |
| | | 7214 | Other bars and rods of iron or non-alloy steel, not further worked than forged, hot-roll | 0.18 | 0.70 | 289.31 |
| | | 8438 | Machinery, not specified or included elsewhere in this Chapter, for the industrial preparations | 0.66 | | - |
| | | 4011 | New pneumatic tyres, of rubber. | 0.67 | 0.53 | -20.49 |
| | | 9018 | Instruments and appliances used in medical, surgical, dental or veterinary sciences | 0.53 | | |
| | | 4901 | Printed books, brochures, leaflets and similar printed matter, whether or not in single | 0.52 | | |
| | | 3210 | Other paints and varnishes (including enamels, lacquers and distempers); prepared water | 0.48 | | |
| | Rwanda | 2 digits | | | | |
| | | 07 | Edible vegetables and certain roots and tubers | 1.36 | 1.39 | 1.94 |
| | | 10 | Cereals | 0.64 | 0.91 | 40.63 |
| | | 94 | Furniture; bedding, mattresses, mattress supports, cushions and similar stuffed furnishings; lamps and lighting fittings, not elsewhere specified or included; illuminated signs, illuminated name-plates and the like | 0.39 | 0.61 | 57.53 |
| | | 33 | Essential oils and resinoids; perfumery, cosmetic or toilet preparations | 0.24 | 0.54 | 124.94 |
| | | 22 | Beverages, spirits and vinegar | 0.30 | 0.53 | 79.92 |
| | | 84 | Nuclear reactors, boilers, machinery and mechanical appliances; parts thereof | 0.77 | 0.47 | -38.17 |
| | | 25 | Salt; sulphur; earths and stone; plastering materials, lime and cement | 0.49 | 0.45 | -7.89 |
| | | 70 | Ceramic products | 0.48 | 0.29 | -39.38 |
| | | 85 | Electrical machinery and equipment and parts thereof; sound recorders and reproducers, television image and sound recorders and reproducers, and parts and accessories of such articles | 1.75 | 0.26 | -84.94 |
| | | 27 | Mineral fuels, mineral oils and products of their distillation; bituminous substances; mineral waxes | 5.31 | 0.25 | -95.36 |
| | | 87 | Vehicles other than railway or tramway rolling stock, and parts and accessories thereof | 0.70 | 0.23 | -67.28 |
| | | 72 | Iron and steel | 4.33 | 0.19 | -95.59 |
| | | 21 | Miscellaneous edible preparations | | 0.18 | - |
| | | 41 | Raw hides and skins (other than fur skins) and leather | | 0.15 | - |
| | | 64 | Footwear, gaiters and the like; parts of such articles | 0.07 | 0.13 | 87.16 |
| | | 39 | Plastics and articles thereof | 1.77 | 0.12 | -93.50 |
| | | 32 | Tanning or dyeing extracts; tannins and their derivatives; dyes, pigments and other colouring matter; paints and varnishes; putty and other mastics; inks | 1.01 | 0.10 | -89.92 |
| | | 44 | Wood and articles of wood; wood charcoal | 0.42 | 0.07 | -82.28 |
| | | 34 | Soap, organic surface-active agents, washing preparations, lubricating preparations, artificial waxes, prepared waxes, polishing or scouring preparations, candles and similar articles, modelling pastes, | 1.46 | 0.07 | -95.50 |
| | | 4 digits | | | | |
| | | 1005 | Maize (corn). | 0.11 | 0.91 | 757.86 |
| | | 0701 | Potatoes, fresh or chilled. | 1.03 | 0.73 | -28.73 |
| | | 2203 | Beer made from malt. | 0.28 | 0.53 | 87.24 |
| | | 0713 | Dried leguminous vegetables, shelled, whether or not skinned or split. | 0.48 | | |
| | | 9404 | Mattress supports; articles of bedding and similar furnishing (for example, mattresses, | 0.28 | 0.41 | 48.24 |
| | | 2523 | Portland cement, aluminous cement, slag cement, supersulphate cement ,etc | 1.15 | 0.41 | -64.54 |
| | | 7010 | Carboys, bottles, flasks, jars, pots, phials, ampoules and other containers, of glass, | 0.48 | 0.29 | -39.39 |

TABLE 5C: INTRA-EAC TRADE OF THE MAJOR TWENTY IMPORTS, 2015 COMPARED TO 2014 (VALUES IN US\$ MILLION)

| Partner state | Ctry of Origin | HS level | Description of Goods | 2014 | 2015 | 2015/14 '%change |
|---------------|----------------|----------|---|------|-------|------------------|
| | Tanzania | 2 digits | | | | |
| | | 7010 | Carboys, bottles, flasks, jars, pots, phials, ampoules and other containers, of glass, | 0.48 | 4.76 | 893.27 |
| | | 1006 | Rice. | 6.04 | 3.58 | -40.63 |
| | | 2501 | Salt (including table salt and denatured salt) and pure sodium chloride | 2.28 | 3.05 | 33.79 |
| | | 1518 | Animal or vegetable fats and oils and their fractions, boiled, oxidised, dehydrated | 3.70 | 2.90 | -21.50 |
| | | 0305 | Fish, dried, salted or in brine; smoked fish, whether or not cooked | 1.72 | 1.69 | -1.66 |
| | | 1005 | Maize (corn). | 0.11 | 1.63 | 1440.77 |
| | | 4821 | Paper or paperboard labels of all kinds, whether or not printed. | | 1.53 | |
| | | 2712 | Petroleum jelly; paraffin wax, micro-crystalline petroleum wax, slack wax, ozokerite, | 1.37 | 1.49 | 8.87 |
| | | 7210 | Flat-rolled products of iron or non-alloy steel, of a width of 600 mm or more, clad, plated or coated | 2.23 | 1.28 | -42.45 |
| | | 3102 | Mineral or chemical fertilisers, nitrogenous. | 0.78 | 1.22 | 56.59 |
| | | 7214 | Other bars and rods of iron or non-alloy steel, not further worked than forged, hot-roll | 0.18 | 0.68 | 281.67 |
| | | 1202 | Ground-nuts, not roasted or otherwise cooked, whether or not shelled or broken. | 1.37 | 0.67 | -51.01 |
| | | 3924 | Tableware, kitchenware, other household articles and toilet articles, of plastics. | 0.66 | | |
| | | 3304 | Beauty or make-up preparations and preparations for the care of the skin (other than medicinal) | 0.12 | 0.58 | 400.89 |
| | | 6305 | Sacks and bags, of a kind used for the packing of goods. | 0.68 | 0.55 | -19.70 |
| | | 1905 | Bread, pastry, cakes, biscuits and other bakers' wares, whether or not containing cocoa; | 0.52 | 0.52 | -1.55 |
| | | 1511 | Palm oil and its fractions, whether or not refined, but not chemically modified. | 0.87 | 0.46 | -47.61 |
| | Uganda | 2 digits | | | | |
| | | 72 | Iron and steel | 4.33 | 10.92 | 152.17 |
| | | 48 | Paper and paperboard; articles of paper pulp, of paper or of paperboard | 0.73 | 4.90 | 575.51 |
| | | 24 | Tobacco and manufactured tobacco substitutes | 1.44 | 4.64 | 222.50 |
| | | 73 | Articles of iron or steel | 2.52 | 2.37 | -6.07 |
| | | 15 | Animal or vegetable fats and oils and their cleavage products; prepared edible fats; animal or vegetable waxes | 4.34 | 2.06 | -52.60 |
| | | 64 | Footwear, gaiters and the like; parts of such articles | 0.07 | 1.88 | 2691.60 |
| | | 30 | Pharmaceutical products | 1.43 | 1.48 | 3.55 |
| | | 33 | Essential oils and resinoids; perfumery, cosmetic or toilet preparations | 0.24 | 1.35 | 459.27 |
| | | 39 | Plastics and articles thereof | 1.77 | 1.07 | -39.78 |
| | | 84 | Nuclear reactors, boilers, machinery and mechanical appliances; parts thereof | 0.77 | 1.05 | 36.88 |
| | | 63 | Other made up textile articles; sets; worn clothing and worn textile articles; rags | 0.06 | 0.95 | 1476.71 |
| | | 01 | Live animals | 0.95 | 0.73 | -23.34 |
| | | 11 | Products of the milling industry; malt; starches; inulin; wheat gluten | 0.25 | 0.68 | 174.04 |
| | | 62 | Articles of apparel and clothing accessories, not knitted or crocheted | | 0.67 | |
| | | 32 | Tanning or dyeing extracts; tannins and their derivatives; dyes, pigments and other colouring matter; paints and varnishes; putty and other mastics; inks | 1.01 | 0.65 | -35.75 |
| | | 04 | Dairy produce; birds' eggs; natural honey; edible products of animal origin, not elsewhere specified or included | 0.15 | 0.54 | 255.21 |
| | | 87 | Vehicles other than railway or tramway rollingstock, and parts and accessories thereof | 0.70 | 0.53 | -23.81 |
| | | 44 | Wood and articles of wood; wood charcoal | 0.42 | 0.50 | 19.32 |
| | | 67 | Prepared feathers and down and articles made of feathers or human hair | 0.38 | | -81.27 |
| | | 25 | Salt; sulphur; earths and stone; plastering materials, lime and cement | 0.49 | 0.32 | -34.10 |
| | | 4 digits | | | | |
| | | 7210 | Flat-rolled products of iron or non-alloy steel, of a width of 600 mm or more, clad, plated or coated | 2.23 | 6.20 | 177.96 |

TABLE 5C: INTRA-EAC TRADE OF THE MAJOR TWENTY IMPORTS, 2015 COMPARED TO 2014 (VALUES IN US\$ MILLION)

| Partner state | Ctry of Origin | HS level | Description of Goods | 2014 | 2015 | 2015/14 '% change |
|---------------|----------------|----------|---|------|------|-------------------|
| Burundi | Kenya | 4 digits | | | | |
| | | 4820 | Registers, account books, note books, order books, receipt books, letter pads, memorandums | 0.45 | 4.25 | 833.87 |
| | | 2401 | Unmanufactured tobacco; tobacco refuse. | 0.18 | 0.70 | 289.31 |
| | | 7306 | Other tubes, pipes and hollow profiles (for example, open seam or welded, riveted or similarly closed) | 1.93 | 1.76 | -8.72 |
| | | 6402 | Other footwear with outer soles and uppers of rubber or plastics. | | 1.63 | |
| | | 3004 | Medicaments (excluding goods of heading 30.02, 30.05 or 30.06) consisting of mixed or unmixed for retail sale | 1.30 | 1.47 | 12.64 |
| | | 7214 | Other bars and rods of iron or non-alloy steel, not further worked than forged, hot-roll | 0.18 | 1.37 | 665.06 |
| | | 1516 | Animal or vegetable fats and oils and their fractions, partly or wholly hydrogenated | 2.40 | 1.29 | -46.13 |
| | | 7216 | Angles, shapes and sections of iron or non-alloy steel. | 0.65 | 0.91 | 40.24 |
| | | 7208 | Flat-rolled products of iron or non-alloy steel, of a width of 600 mm or more, hot-roll | 0.68 | 0.90 | 31.03 |
| | | 3304 | Beauty or make-up preparations and preparations for the care of the skin (other than medicinal) | 0.12 | 0.88 | 658.02 |
| | | 0102 | Live bovine animals. | 0.85 | 0.70 | -17.30 |
| | | 1102 | Cereal flours other than of wheat or meslin. | 0.38 | 0.65 | 74.30 |
| | | 1511 | Palm oil and its fractions, whether or not refined, but not chemically modified. | 0.87 | 0.63 | -28.35 |
| | | 6210 | Garments, made up of fabrics of heading 56.02, 56.03, 59.03, 59.06 or 59.07. | 0.60 | | |
| | | 7215 | Other bars and rods of iron or non-alloy steel. | | 0.60 | |
| | | 3208 | Paints and varnishes (including enamels and lacquers) based on synthetic polymers | 0.46 | 0.47 | 3.02 |
| | | 0401 | Milk and cream, not concentrated or containing added sugar or other sweetening matter. | 0.09 | 0.46 | 402.97 |
| | | 3306 | Preparations for oral or dental hygiene, including denture fixative paste and powders; | | 0.45 | |
| | | 2403 | Other manufactured tobacco and manufactured tobacco substitutes; | | 0.45 | |

TABLE 6A: TWENTY MAJOR IMPORTS OF EAC COUNTRIES FOR 2014 (US\$ MILLION)

| Country | Hs level | Description of Goods | CIF values |
|---------|----------|---|------------|
| Uganda | 2 digits | | |
| | 27 | Mineral fuels, oils & product of their distillation, etc | 1,444.39 |
| | 87 | Vehicles other than railway/tramway roll-stock, parts & accessories | 543.67 |
| | 84 | Nuclear reactors, boilers, machinery & mechanical appliance; parts | 490.89 |
| | 85 | Electrical machinery equipment parts thereof; sound recorder, etc | 374.13 |
| | 30 | Pharmaceutical products | 358.08 |
| | 15 | Animal/vegetable fats & oils & their cleavage products, etc | 268.13 |
| | 39 | Plastics and articles thereof | 266.97 |
| | 72 | Iron and steel | 251.05 |
| | 10 | Cereals | 246.67 |
| | 25 | Salt; sulphur; earth & stone; plastering material; lime & cement | 137.80 |
| | 63 | Other made up textile articles; sets; worn clothing, etc | 131.09 |
| | 17 | Sugars and sugar confectionery | 110.19 |
| | 48 | Paper & paperboard; art of paper pulp, paper/paperboard | 109.03 |
| | 73 | Articles of iron or steel | 100.00 |

TABLE 6A: TWENTY MAJOR IMPORTS OF EAC COUNTRIES FOR 2014 (US\$ MILLION)

| Country | Hs level | Description of Goods | CIF values |
|---------|----------|--|------------|
| Uganda | 2 digits | | |
| | 90 | Optical, photographic, cinema, measuring, checking, precision, etc instruments and apparatus | 98.53 |
| | 38 | Miscellaneous chemical products | 94.45 |
| | 33 | Essential oils & resinoids; perfumery, cosmetic/toilet preparations | 77.78 |
| | 40 | Rubber and articles thereof | 76.54 |
| | 22 | Beverages, spirits and vinegar | 70.64 |
| | 29 | Organic chemicals | 50.97 |
| | 2710 | Petroleum oils, etc, (excl. crude); preparations thereof, nes | 1,392.00 |
| | 3004 | Medicaments of mixed or unmixed products, for retail sale | 297.74 |
| | 1511 | Palm oil and its fractions | 247.73 |
| | 8703 | Motor cars and other motor vehicles for the transport of persons | 220.90 |
| | 1001 | Wheat and meslin | 166.10 |
| | 8704 | Motor vehicles for the transport of goods | 134.54 |
| | 7208 | Hot-rolled iron or non-alloy steel, >=600mm wide | 109.95 |
| | 8517 | Electrical apparatus for line telephony or line telegraphy | 100.05 |
| | 2523 | Portland cement, aluminous cement, persulphate cement, etc | 96.46 |
| | 1701 | Cane or beet sugar and chemically pure sucrose, in solid form | 87.79 |
| | 3901 | Polymers of ethylene, in primary forms | 72.85 |
| | 1006 | Rice | 71.67 |
| | 6309 | Worn clothing and other worn articles | 70.10 |
| | 8471 | Automatic data processing machines; magnetic readers., nes | 66.14 |
| | 8429 | Self-propelled bulldozers, angle dozers, graders, levellers, etc | 64.99 |
| | 8711 | Motorcycles (incl. mopeds) and cycles fitted with an auxiliary motor | 58.18 |
| | 7308 | Iron/steel structures and parts thereof; plates, rods thereof | 53.84 |
| | 4011 | New pneumatic tyres, of rubber | 52.63 |
| | 3002 | Human blood; animal blood; antisera, etc; vaccines, toxins, etc | 51.89 |
| | 3808 | Insecticides, rodenticides... And similar products, for retail sale | 51.85 |
| Kenya | 2 digits | | |
| | 27 | Mineral fuels, mineral oils and products of their distillation | 4059.00 |
| | 84 | Nuclear reactors, boilers, machinery and mechanical appliances | 1963.20 |
| | 87 | Vehicles other than railway or tramway rolling-stock | 1480.08 |
| | 88 | Aircraft, spacecraft, and parts thereof. | 1474.04 |
| | 85 | Electrical machinery and equipment and parts thereof | 1237.85 |
| | 39 | Plastics and articles thereof. | 764.12 |
| | 72 | Iron and steel. | 739.53 |
| | 10 | Cereals. | 720.32 |
| | 30 | Pharmaceutical products. | 573.27 |
| | 15 | Animal or vegetable fats and oils and their cleavage products; | 566.03 |
| | 73 | Articles of iron or steel. | 381.69 |
| | 48 | Paper and paperboard; articles of paper pulp, of paper or of paperboard | 352.66 |
| | 38 | Miscellaneous chemical products. | 317.53 |
| | 90 | Optical, photographic, cinematographic, measuring, etc instruments and apparatus | 234.96 |
| | 31 | Fertilisers. | 220.66 |
| | 40 | Rubber and articles thereof. | 208.49 |
| | 94 | Furniture; bedding, mattresses, mattress supports, cushion, etc | 199.04 |

TABLE 6A: TWENTY MAJOR IMPORTS OF EAC COUNTRIES FOR 2014 (US\$ MILLION)

| Country | Hs level | Description of Goods | CIF values |
|---------|----------|---|------------|
| Kenya | 2 digits | | |
| | 63 | Other made up textile articles; sets; worn clothing | 185.64 |
| | 29 | Organic chemicals. | 168.08 |
| | 76 | Aluminium and articles thereof. | 145.73 |
| | 4 digits | | |
| | 2710 | Petroleum oils and oils obtained from bituminous minerals, other than crude; preparation | 3790.55 |
| | 8802 | Other aircraft (eg helicopters, aeroplanes); spacecraft | 1416.28 |
| | 8703 | Motor cars and other motor vehicles for the transport of goods | 561.18 |
| | 1511 | Palm oil and its fractions whether or not refined | 518.63 |
| | 3004 | Medicaments of mixed or unmixed products, for retail sale | 471.84 |
| | 1001 | Wheat and meslin | 384.78 |
| | 8704 | Motor vehicles for the transport of goods | 373.36 |
| | 7208 | Hot-rolled iron or non-alloy steel, >=600mm wide | 349.60 |
| | 8517 | Electrical apparatus for line telephony or line telegraphy, including line telephone sets | 323.04 |
| | 8429 | Self-propelled bulldozers, angle dozers, graders, levellers, etc | 297.08 |
| | 8502 | Electric generating sets and rotary converters | 238.16 |
| | 3901 | Polymers of ethylene, in primary forms | 238.08 |
| | 8701 | Tractors (excl. tractors of 87.09) | 176.72 |
| | 1006 | Rice | 174.07 |
| | 3105 | Mineral or chemical fertilisers, nes; other fertilisers | 165.99 |
| | 8431 | Parts suitable for use with the machinery of 84.25 | 132.12 |
| | 3902 | Polymers of propylene or of other olefins, in primary forms | 131.01 |
| | 4011 | New pneumatic tyres, of rubber | 128.90 |
| | 2711 | Petroleum gases and other gaseous hydrocarbons | 126.10 |
| | 3808 | Insecticides, rodenticides. and similar products | 122.80 |
| Rwanda | 2 digits | | |
| | 85 | Electrical machinery and equipment and parts thereof; sound recorders and reproducers, television image and sound recorders and reproducers, and parts and accessories of such articles | 221.51 |
| | 84 | Nuclear reactors, boilers, machinery and mechanical appliances; parts thereof | 172.09 |
| | 30 | Pharmaceutical products | 94.41 |
| | 87 | Vehicles other than railway or tramway rolling-stock, and parts and accessories thereof | 92.76 |
| | 10 | Cereals | 84.78 |
| | 27 | Mineral fuels, mineral oils and products of their distillation; bituminous substances; mineral waxes | 74.84 |
| | 25 | Salt; sulphur; earths and stone; plastering materials, lime and cement | 74.77 |
| | 15 | Animal or vegetable fats and oils and their cleavage products; prepared edible fats; animal or vegetable waxes | 74.74 |
| | 72 | Iron and steel | 70.84 |
| | 73 | Articles of iron or steel | 68.89 |
| | 90 | Optical, photographic, cinematographic, measuring, checking, precision, medical or surgical instruments and apparatus; parts and accessories thereof | 56.03 |
| | 17 | Sugars and sugar confectionery | 50.84 |
| | 39 | Plastics and articles thereof | 49.20 |
| | 49 | Printed books, newspapers, pictures and other products of the printing industry; manuscripts, typescripts and plans | 46.78 |
| | 63 | Other made up textile articles; sets; worn clothing and worn textile articles; rags | 30.10 |
| | 48 | Paper and paperboard; articles of paper pulp, of paper or of paperboard | 28.04 |

TABLE 6A: TWENTY MAJOR IMPORTS OF EAC COUNTRIES FOR 2014 (US\$ MILLION)

| Country | Hs level | Description of Goods | CIF values |
|---------|----------|--|------------|
| Rwanda | 2 digits | | |
| | 30 | Pharmaceutical products | 94.41 |
| | 87 | Vehicles other than railway or tramway rolling-stock, and parts and accessories thereof | 92.76 |
| | 10 | Cereals | 84.78 |
| | 27 | Mineral fuels, mineral oils and products of their distillation; bituminous substances; mineral waxes | 74.84 |
| | 25 | Salt; sulphur; earths and stone; plastering materials, lime and cement | 74.77 |
| | 15 | Animal or vegetable fats and oils and their cleavage products; prepared edible fats; animal or vegetable waxes | 74.74 |
| | 72 | Iron and steel | 70.84 |
| | 73 | Articles of iron or steel | 68.89 |
| | 90 | Optical, photographic, cinematographic, measuring, checking, precision, medical or surgical instruments and apparatus; parts and accessories thereof | 56.03 |
| | 17 | Sugars and sugar confectionery | 50.84 |
| | 39 | Plastics and articles thereof | 49.20 |
| | 49 | Printed books, newspapers, pictures and other products of the printing industry; manuscripts, typescripts and plans | 46.78 |
| | 63 | Other made up textile articles; sets; worn clothing and worn textile articles; rags | 30.10 |
| | 48 | Paper and paperboard; articles of paper pulp, of paper or of paperboard | 28.04 |
| | 31 | Fertilisers | 23.80 |
| | 34 | Soap, organic surface-active agents, washing preparations, lubricating preparations, artificial waxes, prepared waxes, polishing or scouring preparations, candles and similar articles, modelling pastes, | 22.82 |
| | 94 | Furniture; bedding, mattresses, mattress supports, cushions and similar stuffed furnishings; lamps and lighting fittings, not elsewhere specified or included; illuminated signs, illuminated name-plates and the like | 22.08 |
| | 38 | Miscellaneous chemical products | 22.07 |
| | 4 digits | | |
| | 8517 | Electrical apparatus for line telephony or line telegraphy, including line telephone set | 94.55 |
| | 2523 | Portland cement, aluminous cement, slag cement, supersulphate cement, etc | 65.26 |
| | 3004 | Medicaments (excluding goods of heading 30.02, 30.05 or 30.06) consisting of mixed or unmixed for retail sale | 64.25 |
| | 2710 | Petroleum oils and oils obtained from bituminous minerals, other than crude; preparation | 59.79 |
| | 1516 | Animal or vegetable fats and oils and their fractions, partly or wholly hydrogenated, | 47.96 |
| | 1001 | Wheat and meslin. | 46.64 |
| | 1701 | Cane or beet sugar and chemically pure sucrose, in solid form. | 45.56 |
| | 4901 | Printed books, brochures, leaflets and similar printed matter, whether or not in single | 43.72 |
| | 7210 | Flat-rolled products of iron or non-alloy steel, of a width of 600 mm or more, cladplated or coated | 36.60 |
| | 8703 | Motor cars and other motor vehicles principally designed for the transport of persons | 32.83 |
| | 9018 | Instruments and appliances used in medical, surgical, dental or veterinary sciences, | 32.07 |
| | 7308 | Structures (excluding prefabricated buildings of heading 94.06) and parts of structures | 29.73 |
| | 8471 | Automatic data processing machines and units thereof; magnetic or optical readers, machines and units thereof | 29.17 |
| | 3002 | Human blood; animal blood prepared for therapeutic, prophylactic or diagnostic uses; | 24.16 |
| | 1006 | Rice. | 21.57 |
| | 6309 | Worn clothing and other worn articles. | 20.41 |
| | 1511 | Palm oil and its fractions, whether or not refined, but not chemically modified. | 19.58 |

TABLE 6A: TWENTY MAJOR IMPORTS OF EAC COUNTRIES FOR 2014 (US\$ MILLION)

| Country | Hs level | Description of Goods | CIF values |
|---------|----------|--|------------|
| Kenya | 2 digits | | |
| | 8544 | Insulated (including enamelled or anodised) wire, cable (including co-axial cable) | 18.98 |
| | 8704 | Motor vehicles for the transport of goods. | 17.49 |
| | 3401 | Soap; organic surface-active products and preparations for use as soap | 16.92 |
| Burundi | 2 digits | | |
| | 27 | Mineral fuels, oils & product of their distillation, etc | 337.62 |
| | 87 | vehicles other than railway/tramway roll-stock, parts & accessories | 80.60 |
| | 85 | Electrical machinery equipment parts thereof, sound recorder, etc | 49.49 |
| | 30 | Pharmaceutical products | 49.21 |
| | 84 | Nuclear reactors, boilers, machinery & mechanical appliance, parts | 45.03 |
| | 10 | Cereals | 29.06 |
| | 72 | Iron and steel | 26.67 |
| | 25 | Salt; sulphur; earth & stone; plastering material; lime & cement | 22.86 |
| | 31 | fertilisers | 19.94 |
| | 63 | Other made up textile articles; sets; worn clothing, etc | 14.99 |
| | 73 | Articles of iron and steel | 13.06 |
| | 90 | Optical, photographic, cinematography, measuring, checking, precision, etc instruments & apparatus | 12.57 |
| | 11 | Products of the milling industry; malt; starches; insulin; wheat gluten | 12.22 |
| | 15 | Animal/vegetable fats & oil & their cleavage products, etc | 11.64 |
| | 39 | Plastics and articles thereof | 10.87 |
| | 17 | Sugars and sugar confectionery | 9.50 |
| | 94 | Furniture; bedding, mattress, mattress support, cushion, etc | 8.17 |
| | 48 | Paper & paperboard; art of paper pulp, paper/paperboard | 7.03 |
| | 40 | Rubber and articles thereof | 6.63 |
| | 33 | Essential oils & resinoids; perfumery, cosmetic/toilet preparations | 5.70 |
| | 4 digits | | |
| | 2710 | Petroleum oils and oils obtained from bituminous minerals, other than crude; preparation: | 333.82 |
| | 3004 | Medicaments (excluding goods of heading 30.02, 30.05 or 30.06) consisting of mixed or unmixed for retail sale: | 37.17 |
| | 8703 | Motor cars and other motor vehicles principally designed for the transport of persons | 28.64 |
| | 8704 | Motor vehicles for the transport of goods: | 27.39 |
| | 2523 | Portland cement, aluminous cement, slag cement, supersulphate cement, etc: | 19.65 |
| | 1001 | Wheat and meslin: | 19.04 |
| | 8517 | Electrical apparatus for line telephony or line telegraphy, including line telephone set: | 18.74 |
| | 3105 | Mineral or chemical fertilisers containing two or three of the fertilising elements : | 17.58 |
| | 8429 | Self-propelled bulldozers, angle dozers, graders, levellers, scrapers, mechanical shovels: | 14.50 |
| | 8544 | Insulated (including enamelled or anodised) wire, cable (including co-axial cable) | 13.36 |
| | 7210 | Flat-rolled products of iron or non-alloy steel, of a width of 600 mm or more, clad, plated or coated: | 11.09 |
| | 6304 | Other furnishing articles, excluding those of heading 94.04.: | 9.69 |
| | 1107 | Malt, whether or not roasted: | 9.13 |
| | 1701 | Cane or beet sugar and chemically pure sucrose, in solid form: | 8.95 |
| | 3002 | Human blood; animal blood prepared for therapeutic, prophylactic or diagnostic uses; | 7.82 |
| | 7214 | Other bars and rods of iron or non-alloy steel, not further worked than forged, hot-roll: | 6.24 |

TABLE 6A: TWENTY MAJOR IMPORTS OF EAC COUNTRIES FOR 2014 (US\$ MILLION)

| Country | Hs level | Description of Goods | CIF values |
|----------|----------|--|------------|
| Burundi | 2 digits | | |
| | 1006 | Rice: | 6.09 |
| | 8711 | Motorcycles (including mopeds) and cycles fitted with an auxiliary motor | 5.70 |
| | 9018 | Instruments and appliances used in medical, surgical, dental or veterinary sciences: | 5.39 |
| | 4011 | New pneumatic tyres, of rubber: | 4.99 |
| Tanzania | 2 digits | | |
| | 27 | Mineral fuels, oils & product of their distillation, etc | 3,580.63 |
| | 84 | Nuclear reactors, boilers, machinery & mechanical appliance; parts | 1,315.22 |
| | 87 | Vehicles other than railway/tramway roll-stock, parts & accessories | 1,174.89 |
| | 85 | Electrical machinery equipment parts thereof; sound recorder, etc | 749.21 |
| | 39 | Plastics and articles thereof | 600.53 |
| | 30 | Pharmaceutical products | 483.68 |
| | 73 | Articles of iron and steel | 441.19 |
| | 15 | Animal/vegetable fats & oils & their cleavage products, etc | 429.50 |
| | 72 | Iron and steel | 386.31 |
| | 10 | Cereals | 348.39 |
| | 28 | Inorganic chemicals; compounds of precious metals, radioactive elements, etc | 225.23 |
| | 40 | Rubber and articles thereof | 205.38 |
| | 90 | Optical, photographic, cinematography, measuring, checking, precision, etc instruments and apparatus | 194.12 |
| | 38 | Miscellaneous chemical products | 169.25 |
| | 25 | Salt; sulphur; earth & stone; plastering material; lime & cement | 162.20 |
| | 31 | Fertilisers | 132.45 |
| | 76 | Aluminium and articles thereof | 125.88 |
| | 48 | Paper & paperboard; art of paper pulp, paper/paperboard | 122.25 |
| | 17 | Sugars and sugar confectionery | 117.90 |
| | 63 | Other made up textile articles; sets; worn clothing, etc | 111.74 |
| | 4 digits | | |
| | 2710 | Petroleum oils and oils obtained from bituminous minerals, other than crude | 3,423.88 |
| | 1511 | Palm oil and its fractions whether or not refined not chemically modified | 369.34 |
| | 3004 | Medicaments of mixed or unmixed products, for retail sale | 339.28 |
| | 8703 | Motor cars and other motor vehicles for the transport of persons | 328.66 |
| | 1001 | Wheat and meslin | 320.85 |
| | 8704 | Motor vehicles for the transport of goods | 235.21 |
| | 8701 | Tractors (excl. tractors of 87.09) | 200.83 |
| | 7208 | Hot-rolled iron or non-alloy steel, >=600mm wide | 190.16 |
| | 3901 | Polymers of ethylene, in primary forms | 166.74 |
| | 4011 | New pneumatic tyres, of rubber | 148.37 |
| | 8517 | Electrical apparatus for line telephony or line telegraphy | 145.21 |
| | 3902 | Polymers of propylene or of other olefins, in primary forms | 141.05 |
| | 8431 | Parts suitable for use with the machinery of 84.25 to 84.30 | 139.82 |
| | 2523 | Portland cement, aluminous cement, per sulphate cement, etc | 130.09 |
| | 8544 | Insulated wire, cable, etc; optical fibre cables | 120.69 |
| | 2839 | Silicates; commercial alkali metal silicates | 118.76 |

TABLE 6A: TWENTY MAJOR IMPORTS OF EAC COUNTRIES FOR 2014 (US\$ MILLION)

| Country | Hs level | Description of Goods | CIF values |
|----------|----------|--|------------|
| Tanzania | 4 digits | | |
| | 8711 | Motorcycles (incl. mopeds) and cycles fitted with an auxiliary motor | 104.44 |
| | 2711 | Petroleum gases and other gaseous hydrocarbons | 102.06 |
| | 7308 | Iron/steel structures and parts thereof; plates, rods. thereof | 101.56 |

TABLE 6B: TWENTY MAJOR IMPORTS OF EAC COUNTRIES FOR 2015 (US\$ MILLION)

| Country | Hs level | Description of Goods | CIF values |
|---------|----------|--|------------|
| Uganda | 2 digits | | |
| | 27 | Mineral fuels, oils & product of their distillation, etc | 1,032.03 |
| | 87 | Vehicles other than railway/tramway roll-stock, parts & accessories | 530.66 |
| | 84 | Nuclear reactors, boilers, machinery & mechanical appliance; parts | 482.98 |
| | 85 | Electrical machinery equipment parts thereof; sound recorder, etc | 423.40 |
| | 30 | Pharmaceutical products | 370.96 |
| | 39 | Plastics and articles thereof | 286.36 |
| | 72 | Iron and steel | 279.56 |
| | 15 | Animal/vegetable fats & oils & their cleavage products, etc | 210.12 |
| | 10 | Cereals | 178.46 |
| | 25 | Salt; sulphur; earth & stone; plastering material; lime & cement | 128.36 |
| | 38 | Miscellaneous chemical products | 120.76 |
| | 63 | Other made up textile articles; sets; worn clothing, etc | 111.57 |
| | 48 | Paper & paperboard; art of paper pulp, paper/paperboard | 107.83 |
| | 17 | Sugars and sugar confectionery | 102.80 |
| | 90 | Optical, photographic, cinematography, measuring, checking, precision, etc instruments and apparatus | 84.50 |
| | 33 | Essential oils & resinoids; perfumery, cosmetic/toilet preparations | 76.71 |
| | 22 | Beverages, spirits and vinegar | 67.82 |
| | 40 | Rubber and articles thereof | 66.32 |
| | 73 | Articles of iron or steel | 57.11 |
| | 29 | Organic chemicals | 55.32 |
| | 4 digits | | |
| | 2710 | Petroleum oils, etc, (excl. crude); preparations thereof, nes | 979.88 |
| | 3004 | Medicaments of mixed or unmixed products, for retail sale | 304.14 |
| | 1511 | Palm oil and its fractions | 194.83 |
| | 8703 | Motor cars and other motor vehicles for the transport of persons | 184.50 |
| | 8704 | Motor vehicles for the transport of goods | 160.72 |
| | 8517 | Electrical apparatus for line telephony or line telegraphy | 137.83 |
| | 1001 | Wheat and meslin | 122.95 |
| | 7208 | Hot-rolled iron or non-alloy steel, >=600mm wide | 122.65 |
| | 2523 | Portland cement, aluminous cement, persulphate cement, etc | 92.14 |
| | 1701 | Cane or beet sugar and chemically pure sucrose, in solid form | 81.08 |
| | 8429 | Self-propelled bulldozers, angle dozers, graders, levellers, etc | 77.25 |
| | 6309 | Worn clothing and other worn articles | 66.88 |
| | 3901 | Polymers of ethylene, in primary forms | 66.04 |

TABLE 6B: TWENTY MAJOR IMPORTS OF EAC COUNTRIES FOR 2015 (US\$ MILLION)

| Country | Hs level | Description of Goods | CIF values |
|---------|----------|---|------------|
| Uganda | 2 digits | | |
| | 3808 | Insecticides, rodenticides and similar products, for retail sale | 61.50 |
| | 7210 | Rolled iron or non-alloy steel, >=600mm wide, clad, plated or coated | 55.42 |
| | 3002 | Human blood; animal blood; antisera, etc; vaccines, toxins, etc | 51.60 |
| | 8711 | Motorcycles (incl. mopeds) and cycles fitted with an auxiliary motor | 49.15 |
| | 3302 | Mixtures of odoriferous substances used as raw materials in industry | 48.57 |
| | 1006 | Rice | 48.23 |
| | 3907 | Polyethers and epoxide resins; polyesters, in primary forms | 45.51 |
| Kenya | 2 digits | | |
| | 27 | Mineral fuels, mineral oils and products of their distillation | 2497.44 |
| | 84 | Nuclear reactors, boilers, machinery and mechanical appliances | 1733.92 |
| | 87 | Vehicles other than railway or tramway rolling-stock | 1609.07 |
| | 85 | Electrical machinery and equipment and parts thereof | 1117.32 |
| | 88 | Aircraft, spacecraft, and parts thereof. | 842.79 |
| | 39 | Plastics and articles thereof. | 724.04 |
| | 72 | Iron and steel. | 706.22 |
| | 10 | Cereals. | 641.86 |
| | 30 | Pharmaceutical products. | 603.39 |
| | 73 | Articles of iron or steel. | 505.00 |
| | 15 | Animal or vegetable fats and oils and their cleavage products; | 470.07 |
| | 48 | Paper and paperboard; articles of paper pulp, of paper or of paperboard | 307.72 |
| | 38 | Miscellaneous chemical products. | 305.09 |
| | 90 | Optical, photographic, cinematographic, measuring, instruments and apparatus | 279.38 |
| | 31 | Fertilisers. | 238.94 |
| | 94 | Furniture; bedding, mattresses, mattress supports, cushion, etc | 205.53 |
| | 63 | Other made up textile articles; sets; worn clothing | 199.82 |
| | 40 | Rubber and articles thereof. | 199.56 |
| | 17 | Sugars and sugar confectionery. | 156.95 |
| | 29 | Organic chemicals. | 147.23 |
| | 4 digits | | |
| | 2710 | Petroleum oils and oils obtained from bituminous minerals, other than crude; preparation | 2282.82 |
| | 8802 | Other aircraft (eg helicopters, aeroplanes); spacecraft | 789.64 |
| | 8703 | Motor cars and other motor vehicles for the transport of persons | 548.96 |
| | 3004 | Medicaments of mixed or unmixed products, for retail sale | 486.50 |
| | 1511 | Palm oil and its fractions whether or not refined | 428.79 |
| | 8704 | Motor vehicles for the transport of goods | 362.67 |
| | 1001 | Wheat and meslin | 361.72 |
| | 8517 | Electrical apparatus for line telephony or line telegraphy, including line telephone sets | 315.20 |
| | 7208 | Hot-rolled iron or non-alloy steel, >=600mm wide | 300.48 |
| | 3901 | Polymers of ethylene, in primary forms | 216.21 |
| | 8701 | Tractors (excl. Tractors of 87.09) | 215.13 |
| | 8429 | Self-propelled bulldozers, angle dozers, graders, levellers, etc | 205.42 |
| | 3105 | Mineral or chemical fertilizers, nes; other fertilizers | 176.18 |
| | 7207 | Semi-finished products of iron or non-alloy steel | 139.93 |

TABLE 6B: TWENTY MAJOR IMPORTS OF EAC COUNTRIES FOR 2015 (US\$ MILLION)

| Country | Hs level | Description of Goods | CIF values |
|---------|----------|--|------------|
| | 4 digits | | |
| | 7308 | Iron/steel structures and parts thereof; plates, rods thereof | 139.52 |
| | 1701 | Cane or beet sugar and chemically pure sucrose, in solid form | 137.61 |
| | 1006 | Rice | 135.60 |
| | 7302 | Railway track construction material of iron or steel | 133.18 |
| | 4011 | New pneumatic tyres, of rubber | 123.89 |
| | 3902 | Polymers of propylene or of other olefins, in primary forms | 121.80 |
| | 3907 | Polyethers and epoxide resins; polyesters, in primary forms | 45.51 |
| | 27 | Mineral fuels, mineral oils and products of their distillation | 2497.44 |
| | 84 | Nuclear reactors, boilers, machinery and mechanical appliances | 1733.92 |
| Rwanda | 2 digits | | |
| | 85 | Electrical machinery and equipment and parts thereof; sound recorders and reproducers, television image and sound recorders and reproducers, and parts and accessories of such articles | 226.73 |
| | 84 | Nuclear reactors, boilers, machinery and mechanical appliances; parts thereof | 207.64 |
| | 87 | Vehicles other than railway or tramway rolling-stock, and parts and accessories thereof | 118.57 |
| | 25 | Salt; sulphur; earths and stone; plastering materials, lime and cement | 103.94 |
| | 72 | Iron and steel | 95.19 |
| | 30 | Pharmaceutical products | 83.11 |
| | 10 | Cereals | 78.10 |
| | 73 | Articles of iron or steel | 72.97 |
| | 15 | Animal or vegetable fats and oils and their cleavage products; prepared edible fats; animal or vegetable waxes | 66.83 |
| | 17 | Sugars and sugar confectionery | 65.84 |
| | 63 | Other made up textile articles; sets; worn clothing and worn textile articles; rags | 54.84 |
| | 39 | Plastics and articles thereof | 53.18 |
| | 90 | Optical, photographic, cinematographic, measuring, checking, precision, medical or surgical instruments and apparatus; parts and accessories thereof | 45.04 |
| | 27 | Mineral fuels, mineral oils and products of their distillation; bituminous substances; mineral waxes | 37.93 |
| | 48 | Paper and paperboard; articles of paper pulp, of paper or of paperboard | 35.95 |
| | 31 | Fertilisers | 34.94 |
| | 38 | Miscellaneous chemical products | 27.79 |
| | 94 | Furniture; bedding, mattresses, mattress supports, cushions and similar stuffed furnishings; lamps and lighting fittings, not elsewhere specified or included; illuminated signs, illuminated name-plates and the like | 27.47 |
| | 34 | Soap, organic surface-active agents, washing preparations, lubricating preparations, artificial waxes, prepared waxes, polishing or scouring preparations, candles and similar articles, modelling pastes, | 26.57 |
| | 22 | Beverages, spirits and vinegar | 23.67 |
| | 4 digits | | |
| | 8517 | Electrical apparatus for line telephony or line telegraphy, including line telephone sets | 98.71 |
| | 2523 | Portland cement, aluminous cement, slag cement, supersulphate cement, etc | 87.19 |
| | 3004 | Medicaments (excluding goods of heading 30.02, 30.05 or 30.06) consisting of mixed or unmixed for retail sale | 65.64 |
| | 1701 | Cane or beet sugar and chemically pure sucrose, in solid form. | 59.44 |
| | 8703 | Motor cars and other motor vehicles principally designed for the transport of persons | 47.26 |

TABLE 6B: TWENTY MAJOR IMPORTS OF EAC COUNTRIES FOR 2015 (US\$ MILLION)

| Country | Hs level | Description of Goods | CIF values |
|-----------------|-----------------|---|------------|
| Rwanda | 4 digits | | |
| | 7210 | Flat-rolled products of iron or non-alloy steel, of a width of 600 mm or more, clad, plated or coated | 42.77 |
| | 1516 | Animal or vegetable fats and oils and their fractions, partly or wholly hydrogenated | 36.09 |
| | 1001 | Wheat and meslin. | 34.95 |
| | 7308 | Structures (excluding prefabricated buildings of heading 94.06) and parts of structures | 32.13 |
| | 8704 | Motor vehicles for the transport of goods. | 30.62 |
| | 8471 | Automatic data processing machines and units thereof; magnetic or optical readers, machines and units thereof | 28.20 |
| | 3105 | Mineral or chemical fertilisers containing two or three of the fertilising elements | 27.38 |
| | 8429 | Self-propelled bulldozers, angle dozers, graders, levellers, scrapers, mechanical shovels | 27.20 |
| | 6309 | Worn clothing and other worn articles. | 27.15 |
| | 9018 | Instruments and appliances used in medical, surgical, dental or veterinary sciences | 24.91 |
| | 8544 | Insulated (including enamelled or anodised) wire, cable (including co-axial cable) | 24.35 |
| | 1511 | Palm oil and its fractions, whether or not refined, but not chemically modified. | 24.03 |
| | 1006 | Rice. | 23.09 |
| | 3401 | Soap; organic surface-active products and preparations for use as soap | 19.10 |
| | 0305 | Fish, dried, salted or in brine; smoked fish, whether or not cooked | 18.67 |
| Tanzania | 2 digits | | |
| | 30 | Pharmaceutical products | 33.04 |
| | 39 | Plastics and articles thereof | 22.46 |
| | 34 | Soap, organic surface-active agents, washing preparations, etc | 21.44 |
| | 10 | Cereals | 19.03 |
| | 85 | Electrical machinery equipmentparts thereof; sound recorder, etc | 16.69 |
| | 84 | Nuclear reactors, boilers, machinery & mechanicalappliance; parts | 15.46 |
| | 27 | Mineral fuels, oils & product of their distillation,etc | 14.97 |
| | 15 | Animal/vegetable fats & oil & their cleavage products, etc | 12.96 |
| | 24 | Tobacco and manufactured tobacco substitutes | 11.32 |
| | 25 | Salt; sulphur; earth & stone; plastering material; lime & cement | 10.73 |
| | 17 | Sugars and sugar confectionery | 10.64 |
| | 48 | Paper & paperboard; art of paper pulp, paper/paperboard | 9.55 |
| | 87 | Vehicles other than railway/tramway roll-stock, parts & accessories | 9.21 |
| | 28 | Inorganic chemicals; compounds of precious metals, radioactive elements, etc | 8.74 |
| | 83 | Miscellaneous articles of base metal | 7.21 |
| | 76 | Aluminium and articles thereof | 7.00 |
| | 02 | Meat and edible meat offal | 6.64 |
| | 73 | Articles of iron and steel | 6.19 |
| | 94 | Furniture; bedding, mattress, mattress support, cushion, etc | 5.68 |
| | 31 | Fertilisers | 5.40 |
| | 4 digits | | |
| | 3004 | Medicaments of mixed or unmixed products, for retail sale | 32.34 |
| | 1005 | Maize(corn) | 18.87 |
| | 3923 | Articles for conveyance or packing of goods, of plastics | 15.50 |
| | 3401 | Soap; organic surface-active products in bars, etc; paper with soap, etc | 12.79 |
| | 7207 | Semi-finished products of iron or non-alloy steel | 139.93 |

TABLE 6B: TWENTY MAJOR IMPORTS OF EAC COUNTRIES FOR 2015 (US\$ MILLION)

| Country | Hs level | Description of Goods | CIF values |
|----------|----------|---|------------|
| Tanzania | 4 digits | | |
| | 2710 | Petroleum oils and oils obtained from bituminous minerals, other than crude | 12.69 |
| | 2401 | Unmanufactured tobacco; tobacco refuse | 10.59 |
| | 1704 | Sugar confectionery (incl. white chocolate), not containing cocoa | 10.45 |
| | 8507 | Electric accumulators (incl. separators thereof) | 9.84 |
| | 2501 | Salt/pure sodium chloride whether or not containing anti-caking agents; seawater | 8.74 |
| | 3402 | Non-soap surface-active agents; washing preparations in powder, liquid, etc | 7.41 |
| | 8309 | Stoppers, caps and lids, capsules for bottles... of base metal | 6.83 |
| | 1517 | Margarine; edible preparations of animal or vegetable fats or oils, nes | 5.99 |
| | 8431 | Parts suitable for use with the machinery of 84.25 to 84.30 | 5.92 |
| | 1511 | Palm oil and its fractions whether or not refined not chemically modified | 5.65 |
| | 3105 | Mineral or chemical fertilizers, nes; other fertilizers; goods =<10kg | 5.31 |
| | 8716 | Trailers and semi-trailers; other vehicles, not mechanically propelled | 4.91 |
| | 4819 | Cartons, boxes, etc; box files, etc, of paper, paperboard, etc | 4.76 |
| | 7615 | Table, kitchen, household and sanitary articles. of aluminium | 4.40 |
| | 2836 | Carbonates; peroxocarbonates; commercial ammonium carbonate | 4.00 |
| | 7210 | Rolled iron or non-alloy steel, >=600mm wide, clad, plated or coated | 3.96 |
| Burundi | 2 digits | | |
| | 27 | Mineral fuels, mineral oils and products of their distillation; bituminous substances; mineral waxes | 181.86 |
| | 85 | Electrical machinery and equipment and parts thereof; sound recorders and reproducers, television image and sound recorders and reproducers, and parts and accessories of such articles | 81.38 |
| | 84 | Nuclear reactors, boilers, machinery and mechanical appliances; parts thereof | 74.91 |
| | 30 | Pharmaceutical products | 65.16 |
| | 87 | Vehicles other than railway or tramway rollingstock, and parts and accessories thereof | 56.32 |
| | 72 | Iron and steel | 27.00 |
| | 10 | Cereals | 19.55 |
| | 31 | Fertilisers | 17.37 |
| | 25 | Salt; sulphur; earths and stone; plastering materials, lime and cement | 16.81 |
| | 48 | Paper and paperboard; articles of paper pulp, of paper or of paperboard | 16.18 |
| | 90 | Optical, photographic, cinematographic, measuring, checking, precision, medical or surgical instruments and apparatus; parts and accessories thereof | 15.07 |
| | 39 | Plastics and articles thereof | 14.82 |
| | 63 | Other made up textile articles; sets; worn clothing and worn textile articles; rags | 14.58 |
| | 73 | Articles of iron or steel | 13.93 |
| | 11 | Products of the milling industry; malt; starches; inulin; wheat gluten | 12.54 |
| | 17 | Sugars and sugar confectionery | 10.46 |
| | 15 | Animal or vegetable fats and oils and their cleavage products; prepared edible fats; animal or vegetable waxes | 10.06 |
| | 40 | Rubber and articles thereof | 9.53 |
| | 21 | Miscellaneous edible preparations | 9.36 |
| | 62 | Articles of apparel and clothing accessories, not knitted or crocheted | 8.91 |
| | 4 digits | | |
| | 2710 | Petroleum oils, etc, (excl. crude); preparations thereof, nes | 176.56 |
| | 8517 | Electrical apparatus for line telephony or line telegraphy | 48.23 |
| | 3004 | Medicaments of mixed or unmixed products, for retail sale | 46.28 |
| | 8703 | Motor cars and other motor vehicles for the transport of persons | 23.37 |

TABLE 6B: TWENTY MAJOR IMPORTS OF EAC COUNTRIES FOR 2015 (US\$ MILLION)

| Country | Hs level | Description of Goods | CIF values |
|---------|----------|---|------------|
| Burundi | 4 digits | | |
| | 8429 | Self-propelled bulldozers, angle dozers, graders, levellers, etc | 17.23 |
| | 3002 | Human blood; animal blood; antisera, etc; vaccines, toxins, etc | 16.72 |
| | 8422 | Dish washing machines; machinery for cleaning or drying bottles or other containers | 16.33 |
| | 3105 | Mineral or chemical fertilizers, nes; other fertilizers | 15.45 |
| | 8704 | Motor vehicles for the transport of goods | 14.05 |
| | 2523 | Portland cement, aluminous cement, persulphate cement, etc | 12.59 |
| | 9018 | Instruments and appliances used in medical, surgical, dental or veterinary sciences | 11.28 |
| | 1001 | Wheat and meslin | 10.31 |
| | 1107 | Malt, whether or not roasted: | 10.29 |
| | 7210 | Flat-rolled products of iron or non-alloy steel, of a width of 600 mm or more, clad, plated or coated | 10.16 |
| | 1701 | Cane or beet sugar and chemically pure sucrose, in solid form | 8.90 |
| | 6309 | Worn clothing and other worn articles | 8.36 |
| | 2106 | Food preparations not elsewhere specified or included. | 7.94 |
| | 4820 | Registers, account books, note books, order books, receipt books, letter pads, memorandums | 7.57 |
| | 4011 | New pneumatic tyres, of rubber | 7.35 |
| | 7214 | Other bars and rods of iron or non-alloy steel, not further worked than forged, hot-roll: | 6.65 |
| | 30 | Pharmaceutical products | 33.04 |
| | 39 | Plastics and articles thereof | 22.46 |
| | 34 | Soap, organic surface-active agents, washing preparations, etc | 21.44 |
| | 10 | Cereals | 19.03 |
| | 85 | Electrical machinery equipmentparts thereof; sound recorder, etc | 16.69 |
| | 84 | Nuclear reactors, boilers, machinery & mechanicalappliance; parts | 15.46 |
| | 27 | Mineral fuels, oils & product of their distillation,etc | 14.97 |
| | 15 | Animal/vegetable fats & oil & their cleavage products, etc | 12.96 |
| | 24 | Tobacco and manufactured tobacco substitutes | 11.32 |
| | 25 | Salt; sulphur; earth & stone; plastering material; lime & cement | 10.73 |
| | 17 | Sugars and sugar confectionery | 10.64 |
| | 48 | Paper & paperboard; art of paper pulp, paper/paperboard | 9.55 |
| | 87 | Vehicles other than railway/tramway roll-stock, parts & accessories | 9.21 |
| | 28 | Inorganic chemicals; compounds of precious metals, radioactive elements, etc | 8.74 |
| | 83 | Miscellaneous articles of base metal | 7.21 |
| | 76 | Aluminium and articles thereof | 7.00 |

TABLE 6C: TWENTY MAJOR IMPORTS OF EAC COUNTRIES FOR 2015 COMPARED TO 2014 (IN US\$ MILLION)

| Country | Hs Level | Description of Goods | 2014 | 2015 | 2015/14 '% change |
|---------|----------|--|----------|----------|-------------------|
| Uganda | 2 digits | | | | |
| | 27 | Mineral fuels, oils & product of their distillation; etc | 1,444.39 | 1,032.03 | (28.55) |
| | 87 | Vehicles other than railway/tramway roll-stock, parts & accessories | 543.67 | 530.66 | (2.39) |
| | 84 | Nuclear reactors, boilers, machinery & mechanical appliance; parts | 490.89 | 482.98 | (1.61) |
| | 85 | Electrical machinery equipment parts thereof; sound recorder, etc | 374.13 | 423.40 | 13.17 |
| | 30 | Pharmaceutical products | 358.08 | 370.96 | 3.60 |
| | 39 | Plastics and articles thereof | 266.97 | 286.36 | 7.26 |
| | 72 | Iron and steel | 251.05 | 279.56 | 11.35 |
| | 15 | Animal/vegetable fats & oils & their cleavage products; etc | 268.13 | 210.12 | (21.63) |
| | 10 | Cereals | 246.67 | 178.46 | (27.65) |
| | 25 | Salt; sulphur; earth & stone; plastering material; lime & cement | 137.80 | 128.36 | (6.85) |
| | 38 | Miscellaneous chemical products | 94.45 | 120.76 | 27.85 |
| | 63 | Other made up textile articles; sets; worn clothing, etc | 131.09 | 111.57 | (14.89) |
| | 48 | Paper & paperboard; art of paper pulp, paper/paperboard | 109.03 | 107.83 | (1.10) |
| | 17 | Sugars and sugar confectionery | 110.19 | 102.80 | (6.71) |
| | 90 | Optical, photographic, cinematography, measuring, checking, precision, etc instruments and apparatus | 98.53 | 84.50 | (14.24) |
| | 33 | Essential oils & resinoids; perfumery, cosmetic/toilet preparations | 77.78 | 76.71 | (1.37) |
| | 22 | Beverages, spirits and vinegar | 70.64 | 67.82 | (3.99) |
| | 40 | Rubber and articles thereof | 76.54 | 66.32 | (13.35) |
| | 73 | Articles of iron or steel | 100.00 | 57.11 | (42.89) |
| | 29 | Organic chemicals | 50.97 | 55.32 | 8.54 |
| | 2710 | Petroleum oils, etc, (excl. crude); preparations thereof, nes | 1,392.00 | 979.88 | (29.61) |
| | 3004 | Medicaments of mixed or unmixed products, for retail sale | 297.74 | 304.14 | 2.15 |
| | 1511 | Palm oil and its fractions | 247.73 | 194.83 | (21.35) |
| | 8703 | Motor cars and other motor vehicles for the transport of persons | 220.90 | 184.50 | (16.48) |
| | 8704 | Motor vehicles for the transport of goods | 134.54 | 160.72 | 19.46 |
| | 8517 | Electrical apparatus for line telephony or line telegraphy | 100.05 | 137.83 | 37.75 |
| | 1001 | Wheat and meslin | 166.10 | 122.95 | (25.98) |
| | 7208 | Hot-rolled iron or non-alloy steel, >=600mm wide | 109.95 | 122.65 | 11.55 |
| | 2523 | Portland cement, aluminous cement, persulphate cement, etc | 96.46 | 92.14 | (4.48) |
| | 1701 | Cane or beet sugar and chemically pure sucrose, in solid form | 87.79 | 81.08 | (7.64) |
| | 8429 | Self-propelled bulldozers, angle dozers, graders, levellers, etc | 64.99 | 77.25 | 18.86 |
| | 6309 | Worn clothing and other worn articles | 70.10 | 66.88 | (4.60) |
| | 3901 | Polymers of ethylene, in primary forms | 72.85 | 66.04 | (9.35) |
| | 3808 | Insecticides, rodenticides... and similar products, for retail sale | 51.85 | 61.50 | 18.61 |
| | 7210 | Rolled iron or non-alloy steel, >=600mm wide, clad, plated or coated | 48.45 | 55.42 | 14.38 |
| | 3002 | Human blood; animal blood; antisera, etc; vaccines, toxins, etc | 51.89 | 51.60 | (0.56) |
| | 8711 | Motorcycles (incl. mopeds) and cycles fitted with an auxiliary motor | 58.18 | 49.15 | (15.52) |
| | 3302 | Mixtures of odoriferous substances used as raw materials in industry | 46.80 | 48.57 | 3.79 |
| | 1006 | Rice | 71.67 | 48.23 | (32.70) |
| | 3907 | Polyethers and epoxide resins; polyesters, in primary forms | 43.74 | 45.51 | 4.06 |

TABLE 6C: TWENTY MAJOR IMPORTS OF EAC COUNTRIES FOR 2015 COMPARED TO 2014 (IN US\$ MILLION)

| Country | Hs Level | Description of Goods | 2014 | 2015 | 2015/14 % change |
|---------|----------|--|---------|---------|---------------------|
| Kenya | 2 digits | | | | |
| | 27 | Mineral fuels, mineral oils and products of their distillation | 4059.00 | 2497.44 | -38.47 |
| | 84 | Nuclear reactors, boilers, machinery and mechanical appliances | 1963.20 | 1733.92 | -11.68 |
| | 87 | Vehicles other than railway or tramway rolling-stock | 1480.08 | 1609.07 | 8.72 |
| | 85 | Electrical machinery and equipment and parts thereof | 1237.85 | 1117.32 | -9.74 |
| | 88 | Aircraft, spacecraft, and parts thereof. | 1474.04 | 842.79 | -42.82 |
| | 39 | Plastics and articles thereof. | 764.12 | 724.04 | -5.25 |
| | 72 | Iron and steel. | 739.53 | 706.22 | -4.50 |
| | 10 | Cereals. | 720.32 | 641.86 | -10.89 |
| | 30 | Pharmaceutical products. | 573.27 | 603.39 | 5.25 |
| | 73 | Articles of iron or steel. | 381.69 | 505.00 | 32.31 |
| | 15 | Animal or vegetable fats and oils and their cleavage products; | 566.03 | 470.07 | -16.95 |
| | 48 | Paper and paperboard; articles of paper pulp, of paper or of paperboard | 352.66 | 307.72 | -12.74 |
| | 38 | Miscellaneous chemical products. | 317.53 | 305.09 | -3.92 |
| | 90 | Optical, photographic, cinematographic, measuring, etc instruments and apparatus | 234.96 | 279.38 | 18.91 |
| | 33 | Essential oils & resinoids; perfumery, cosmetic/toilet preparations | 77.78 | 76.71 | (1.37) |
| | 22 | Beverages, spirits and vinegar | 70.64 | 67.82 | (3.99) |
| | 31 | Fertilizers. | 220.66 | 238.94 | 8.29 |
| | 94 | Furniture; bedding, mattresses, mattress supports, cushion, etc | 199.04 | 205.53 | 3.26 |
| | 63 | Other made up textile articles; sets; worn clothing | 185.64 | 199.82 | 7.64 |
| | 40 | Rubber and articles thereof. | 208.49 | 199.56 | -4.28 |
| | 17 | Sugars and sugar confectionery. | 136.32 | 156.95 | 15.13 |
| | 29 | Organic chemicals. | 168.08 | 147.23 | -12.41 |
| | 4 digits | | | | |
| | 2710 | Petroleum oils and oils obtained from bituminous minerals, other than crude; preparation | 3790.55 | 2282.82 | -39.78 |
| | 8802 | Other aircraft (eg helicopters, aeroplanes); spacecraft | 1416.28 | 789.64 | -44.25 |
| | 8703 | Motor cars and other motor vehicles for the transport of persons | 561.18 | 548.96 | -2.18 |
| | 3004 | Medicaments of mixed or unmixed products, for retail sale | 471.84 | 486.50 | 3.11 |
| | 1511 | Palm oil and its fractions whether or not refined | 518.63 | 428.79 | -17.32 |
| | 8704 | Motor vehicles for the transport of goods | 373.36 | 362.67 | -2.86 |
| | 1001 | Wheat and meslin | 384.78 | 361.72 | -5.99 |
| | 8517 | Electrical apparatus for line telephony or line telegraphy | 323.04 | 315.20 | -2.43 |
| | 7208 | Hot-rolled iron or non-alloy steel, >=600mm | 349.60 | 300.48 | -14.05 |
| | 3901 | Polymers of ethylene, in primary forms | 238.08 | 216.21 | -9.18 |
| | 8701 | Tractors (excl. Tractors of 87.09) | 176.72 | 215.13 | 21.74 |
| | 8429 | Self-propelled bulldozers, angle dozers, graders, levellers, etc | 297.08 | 205.42 | -30.86 |
| | 3105 | Mineral or chemical fertilizers, nes; other fertilisers | 165.99 | 176.18 | 6.13 |
| | 7207 | Semi-finished products of iron or non-alloy steel | 119.21 | 139.93 | 17.39 |
| | 7308 | Iron/steel structures and parts thereof; plates, rods thereof | 113.03 | 139.52 | 23.43 |
| | 1701 | Cane or beet sugar and chemically pure sucrose, | 118.33 | 137.61 | 16.29 |
| | 1006 | Rice | 174.07 | 135.60 | -22.10 |
| | 7302 | Railway track construction material of iron or steel | 5.08 | 133.18 | 2520.35 |

TABLE 6C: TWENTY MAJOR IMPORTS OF EAC COUNTRIES FOR 2015 COMPARED TO 2014 (IN US\$ MILLION)

| Country | Hs Level | Description of Goods | 2014 | 2015 | 2015/14 '% change |
|---------|----------|--|--------|--------|----------------------|
| Kenya | 4 digits | | | | |
| | 4011 | New pneumatic tyres, of rubber | 128.90 | 123.89 | -3.88 |
| | 3902 | Polymers of propylene or of other olefins, in primary forms | 131.01 | 121.80 | -7.03 |
| Rwanda | 2 digits | | | | |
| | 85 | Electrical machinery and equipment and parts thereof; sound recorders and reproducers, television image and sound recorders and reproducers, and parts and accessories of such articles | 232.37 | 226.73 | -2.43 |
| | 84 | Nuclear reactors, boilers, machinery and mechanical appliances; parts thereof | 178.92 | 207.64 | 16.05 |
| | 87 | Vehicles other than railway or tramway rollingstock, and parts and accessories thereof | 101.93 | 118.57 | 16.33 |
| | 25 | Salt; sulphur; earths and stone; plastering materials, lime and cement | 102.04 | 103.94 | 1.87 |
| | 72 | Iron and steel | 83.70 | 95.19 | 13.73 |
| | 30 | Pharmaceutical products | 97.82 | 83.11 | -15.04 |
| | 10 | Cereals | 104.89 | 78.10 | -25.55 |
| | 73 | Articles of iron or steel | 75.29 | 72.97 | -3.08 |
| | 15 | Animal or vegetable fats and oils and their cleavage products prepared edible fats; animal or vegetable waxes | 81.46 | 66.83 | -17.96 |
| | 17 | Sugars and sugar confectionery | 61.42 | 65.84 | 7.20 |
| | 63 | Other made up textile articles; sets; worn clothing and worn textile articles; rags | 34.29 | 54.84 | 59.93 |
| | 39 | Plastics and articles thereof | 117.70 | 53.18 | -54.81 |
| | 90 | Optical, photographic, cinematographic, measuring, checking, precision, medical or surgical instruments and apparatus; parts and accessories thereof | 58.36 | 45.04 | -22.83 |
| | 27 | Mineral fuels, mineral oils and products of their distillation; bituminous substances; mineral waxes | 85.03 | 37.93 | -55.39 |
| | 48 | Paper and paperboard; articles of paper pulp, of paper or of paperboard | 31.64 | 35.95 | 13.61 |
| | 31 | Fertilisers | 26.03 | 34.94 | 34.21 |
| | 38 | Miscellaneous chemical products | 23.98 | 27.79 | 15.91 |
| | 94 | Furniture; bedding, mattresses, mattress supports, cushions and similar stuffed furnishings; lamps and lighting fittings, not elsewhere specified or included; illuminated signs, illuminated name-plates and the like | 23.61 | 27.47 | 16.37 |
| | 34 | Soap, organic surface-active agents, washing preparations, lubricating preparations, artificial waxes, prepared waxes, polishing or scouring preparations, candles and similar articles, modelling pastes, | 25.88 | 26.57 | 2.66 |
| | 22 | Beverages, spirits and vinegar | 19.89 | 23.67 | 19.02 |
| | 4 digits | | | | |
| | 8517 | Electrical apparatus for line telephony or line telegraphy, including line telephone set | 98.38 | 98.71 | 0.34 |
| | 2523 | Portland cement, aluminous cement, slag cement, supersulphate cement, etc | 86.11 | 87.19 | 1.25 |
| | 3004 | Medicaments (excluding goods of heading 30.02, 30.05 or 30.06) consisting of mixed or unmixed for retail sale | 66.95 | 65.64 | -1.95 |
| | 1701 | Cane or beet sugar and chemically pure sucrose, in solid form. | 55.55 | 59.44 | 7.00 |
| | 8703 | Motor cars and other motor vehicles principally designed for the transport of persons | 34.60 | 47.26 | 36.58 |
| | 7210 | Flat-rolled products of iron or non-alloy steel, of a width of 600 mm or more, clad, plated or coated | 42.95 | 42.77 | -0.42 |
| | 1516 | Animal or vegetable fats and oils and their fractions, partly or wholly hydrogenated | 51.35 | 36.09 | -29.71 |

TABLE 6C: TWENTY MAJOR IMPORTS OF EAC COUNTRIES FOR 2015 COMPARED TO 2014 (IN US\$ MILLION)

| Country | Hs Level | Description of Goods | 2014 | 2015 | 2015/14 '% change |
|----------|----------|---|--------|-------|----------------------|
| Rwanda | 4 digits | | | | |
| | 1001 | Wheat and meslin. | 53.75 | 34.95 | -34.98 |
| | 7308 | Structures (excluding prefabricated buildings of heading 94.06) and parts of structures | 31.79 | 32.13 | 1.06 |
| | 8704 | Motor vehicles for the transport of goods. | 19.09 | 30.62 | 60.40 |
| | 8471 | Automatic data processing machines and units thereof; magnetic or optical readers, machines and units thereof | 30.26 | 28.20 | -6.80 |
| | 3105 | Mineral or chemical fertilisers containing two or three of the fertilising elements | 18.38 | 27.38 | 48.93 |
| | 8429 | Self-propelled bulldozers, angle dozers, graders, levellers, scrapers, mechanical shovels | 12.55 | 27.20 | 116.76 |
| | 6309 | Worn clothing and other worn articles. | 23.53 | 27.15 | 15.35 |
| | 9018 | Instruments and appliances used in medical, surgical, dental or veterinary sciences | 33.59 | 24.91 | -25.84 |
| | 8544 | Insulated (including enamelled or anodised) wire, cable (including co-axial cable) and o | 20.15 | 24.35 | 20.85 |
| | 1511 | Palm oil and its fractions, whether or not refined, but not chemically modified. | 22.29 | 24.03 | 7.81 |
| | 1006 | Rice. | 24.19 | 23.09 | -4.57 |
| | 3401 | Soap; organic surface-active products and preparations for use as soap | 19.09 | 19.10 | 0.07 |
| | 0305 | Fish, dried, salted or in brine; smoked fish, whether or not cooked | 14.86 | 18.67 | 25.63 |
| Tanzania | 2 digits | | | | |
| | 30 | Pharmaceutical products | 44.80 | 33.04 | -26.24 |
| | 39 | Plastics and articles thereof | 33.17 | 22.46 | -32.29 |
| | 34 | Soap, organic surface-active agents, washing preparations, etc | 44.89 | 21.44 | -52.23 |
| | 10 | Cereals | 2.66 | 19.03 | 614.93 |
| | 85 | Electrical machinery equipmentparts thereof; sound recorder, etc | 23.68 | 16.69 | -29.52 |
| | 84 | Nuclear reactors, boilers, machinery & mechanicalappliance; parts | 55.40 | 15.46 | -72.09 |
| | 27 | Mineral fuels, oils & product of their distillation, etc | 12.99 | 14.97 | 15.24 |
| | 15 | Animal/vegetable fats & oil & their cleavage products;;etc | 31.31 | 12.96 | -58.62 |
| | 24 | Tobacco and manufactured tobacco substitutes | 3.07 | 11.32 | 268.51 |
| | 25 | Salt; sulphur; earth & stone; plastering material; lime & cement | 27.36 | 10.73 | -60.78 |
| | 17 | Sugars and sugar confectionery | 14.08 | 10.64 | -24.44 |
| | 48 | Paper & paperboard; art of paper pulp, paper/paperboard | 11.30 | 9.55 | -15.42 |
| | 87 | Vehicles other than railway/tramway roll-stock, parts & accessories | 34.26 | 9.21 | -73.11 |
| | 28 | Inorganic chemicals; compounds of precious metals, radioactive elements, etc | 124.58 | 8.74 | -92.98 |
| | 83 | Miscellaneous articles of base metal | 11.44 | 7.21 | -36.99 |
| | 76 | Aluminium and articles thereof | 14.18 | 7.00 | -50.62 |
| | 02 | Meat and edible meat offal | 10.40 | 6.64 | -36.20 |
| | 73 | Articles of iron and steel | 14.97 | 6.19 | -58.63 |
| | 94 | Furniture; bedding, mattress, mattress support, cushion, etc | 12.71 | 5.68 | -55.34 |
| | 31 | Fertilisers | 1.92 | 5.40 | 182.01 |
| | 4 digits | | | | |
| | 3004 | Medicaments of mixed or unmixed products, for retail sale | 41.47 | 32.34 | -22.02 |

TABLE 6C: TWENTY MAJOR IMPORTS OF EAC COUNTRIES FOR 2015 COMPARED TO 2014 (IN US\$ MILLION)

| Country | Hs Level | Description of Goods | 2014 | 2015 | 2015/14 '% change |
|-----------------|-----------------|--|--------|--------|----------------------|
| Tanzania | 4 digits | | | | |
| | 1005 | Maize(corn) | 1.81 | 18.87 | 944.82 |
| | 3923 | Articles for conveyance or packing of goods, of plastics | 22.39 | 15.50 | -30.78 |
| | 3401 | Soap; organic surface-active products in bars, etc; paper with soap, etc | 28.38 | 12.79 | -54.95 |
| | 2710 | Petroleum oils and oils obtained from bituminous minerals, other than crude | 11.07 | 12.69 | 14.68 |
| | 2401 | Unmanufactured tobacco; tobacco refuse | 2.38 | 10.59 | 345.25 |
| | 1704 | Sugar confectionery (incl. white chocolate), not containing cocoa | 13.81 | 10.45 | -24.35 |
| | 8507 | Electric accumulators (incl. separators thereof) | 11.63 | 9.84 | -15.40 |
| | 2501 | Salt/pure sodium chloride whether or not containing anti-caking agents; seawater | 9.75 | 8.74 | -10.32 |
| | 3402 | Non-soap surface-active agents; washing preparations in powder, liquid etc | 14.64 | 7.41 | -49.36 |
| | 8309 | Stoppers, caps and lids, capsules for bottles of base metal | 9.91 | 6.83 | -31.07 |
| | 1517 | Margarine; edible preparations of animal or vegetable fats or oils, nes | 13.84 | 5.99 | -56.68 |
| | 8431 | Parts suitable for use with the machinery of 84.25 to 84.30 | 21.04 | 5.92 | -71.86 |
| | 1511 | Palm oil and its fractions whether or not refined not chemically modified | 9.13 | 5.65 | -38.12 |
| | 3105 | Mineral or chemical fertilizers, nes; other fertilizers; goods =<10kg | 0.67 | 5.31 | 696.48 |
| | 8716 | Trailers and semi-trailers; other vehicles, not mechanically propelled | 12.47 | 4.91 | -60.61 |
| | 4819 | Cartons, boxes, etc; box files, etc, of paper, paperboard, etc | 6.21 | 4.76 | -23.41 |
| | 7615 | Table, kitchen, household and sanitary articles of aluminium | 8.62 | 4.40 | -48.94 |
| | 2836 | Carbonates; peroxocarbonates; commercial ammonium carbonate | 4.23 | 4.00 | -5.35 |
| | 7210 | Rolled iron or non-alloy steel, >=600mm wide, clad, plated or coated | 6.44 | 3.96 | -38.51 |
| Burundi | 2 digits | | | | |
| | 27 | Mineral fuels, oils & product of their distillation, etc | 337.62 | 181.86 | -46.14 |
| | 87 | Vehicles other than railway/tramway roll-stock, parts & accessories | 80.60 | 56.32 | -30.12 |
| | 85 | Electrical machinery equipmentparts thereof, sound recorder ,etc | 49.49 | 81.38 | 64.44 |
| | 30 | Pharmaceutical products | 49.21 | 65.16 | 32.43 |
| | 84 | Nuclear reactors, boilers, machinery & mechanical appliance, parts | 45.03 | 74.91 | 66.36 |
| | 10 | Cereals | 29.06 | 19.55 | -32.72 |
| | 72 | Iron and steel | 26.67 | 27.00 | 1.21 |
| | 25 | Salt; sulphur; earth & stone; plastering material; lime & cement | 22.86 | 16.81 | -26.48 |
| | 31 | Fertilisers | 19.94 | 17.37 | -12.89 |
| | 63 | Other made up textile articles; sets; worn clothing etc | 14.99 | 14.58 | -2.75 |
| | 73 | Articles of iron and steel | 13.06 | 13.93 | 6.63 |
| | 90 | Optical, photographic, cinematography, measuring, checking, precision, etc instruments and apparatus | 12.57 | 15.07 | 19.92 |
| | 11 | Products of the milling industry; malt; starches; insulin; wheat gluten | 12.22 | 12.54 | 2.62 |
| | 15 | Animal/vegetable fats & oil & their cleavage products, etc | 11.64 | 10.06 | -13.57 |
| | 39 | Plastics and articles thereof | 10.87 | 14.82 | 36.37 |
| | 17 | Sugars and sugar confectionery | 9.50 | 10.46 | 10.14 |
| | 94 | Furniture; bedding, mattress, mattress support, cushion, etc | 8.17 | | -100.00 |
| | 48 | Paper & paperboard; art of paper pulp, paper/paperboard | 7.03 | 16.18 | 130.18 |
| | 40 | Rubber and articles thereof | 6.63 | 9.53 | 43.70 |
| | 33 | Essential oils & resinoids; perfumery, cosmetic/toilet preparations | 5.70 | | -100.00 |

TABLE 6C: TWENTY MAJOR IMPORTS OF EAC COUNTRIES FOR 2015 COMPARED TO 2014 (IN US\$ MILLION)

| Country | Hs Level | Description of Goods | 2014 | 2015 | 2015/14 '% change |
|---------|----------|--|--------|--------|----------------------|
| Burundi | 4 digits | | | | #DIV/0! |
| | 2710 | Petroleum oils and oils obtained from bituminous minerals, other than crude; preparation: | 333.82 | 176.56 | -47.11 |
| | 3004 | Medicaments (excluding goods of heading 30.02, 30.05 or 30.06) consisting of mixed or unmixed for retail sale: | 37.17 | 46.28 | 24.50 |
| | 8703 | Motor cars and other motor vehicles principally designed for the transport of persons | 28.64 | 23.37 | -18.40 |
| | 8704 | Motor vehicles for the transport of goods: | 27.39 | 14.05 | -48.69 |
| | 2523 | Portland cement, aluminous cement, slag cement, supersulphate cement, etc: | 19.65 | 12.59 | -35.95 |
| | 1001 | Wheat and meslin: | 19.04 | 10.31 | -45.88 |
| | 8517 | Electrical apparatus for line telephony or line telegraphy, including line telephone set: | 18.74 | 48.23 | 157.43 |
| | 3105 | Mineral or chemical fertilisers containing two or three of the fertilising elements | 17.58 | 15.45 | -12.08 |
| | 8429 | Self-propelled bulldozers, angle dozers, graders, levellers, scrapers, mechanical shovels: | 14.50 | 17.23 | 18.83 |
| | 8544 | Insulated (including enamelled or anodised) wire, cable (including co-axial cable) and o: | 13.36 | | -100.00 |
| | 7210 | Flat-rolled products of iron or non-alloy steel, of a width of 600 mm or more, clad, plated or coated: | 11.09 | 10.16 | -8.43 |
| | 6304 | Other furnishing articles, excluding those of heading 94.04.: | 9.69 | | -100.00 |



TABLE 7A: INTRA-EAC DOMESTIC EXPORTS OF MAJOR TWENTY PRODUCTS, 2014 (US\$, MILLION)

| Partner State | Country of Destination | Hs Level | Description of Goods | 2014 |
|---------------|------------------------|----------|---|------|
| Uganda | Burundi | 2 digits | | |
| | | 72 | Iron and steel | 9.13 |
| | | 48 | Paper & paperboard; art of paper pulp, paper/paperboard | 4.05 |
| | | 39 | Plastics and articles thereof | 3.26 |
| | | 73 | Articles of iron or steel | 2.69 |
| | | 15 | Animal/vegetable fats & oils & their cleavage products; etc | 2.66 |
| | | 24 | Tobacco and manufactured tobacco substitutes | 2.20 |
| | | 25 | Salt; sulphur; earth & stone; plastering material; lime & cement | 1.37 |
| | | 01 | Live animals | 1.37 |
| | | 30 | Pharmaceutical products | 1.13 |
| | | 33 | Essential oils & resinoids; perfumery, cosmetic/toilet preparations | 1.10 |
| | | 32 | Tanning/dyeing extract; tannins & derivatives; pigments ,etc | 0.78 |
| | | 11 | Products of the milling industry; malt; starches; inulin; wheat gluten | 0.69 |
| | | 63 | Other made up textile articles; sets; worn clothing, etc | 0.68 |
| | | 94 | Furniture; bedding, mattress, mattress support, cushion, etc | 0.41 |
| | | 20 | Preparations of vegetable, fruit, nuts or other parts of plants | 0.40 |
| | | 44 | Wood and articles of wood; wood charcoal | 0.35 |
| | | 64 | Footwear, gaiters and the like; parts of such articles | 0.34 |
| | | 04 | Dairy products; birds' eggs; natural honey; edible products nes | 0.28 |
| | | 10 | Cereals | 0.28 |
| | | 22 | Beverages, spirits and vinegar | 0.25 |
| | | 4 digits | | |
| | | 7210 | Rolled iron or non-alloy steel, >=600mm wide, clad, plated or coated | 5.50 |
| | | 4820 | Registers, account books, etc; albums for samples, of paper, paperboard | 3.62 |
| | | 3923 | Articles for the of goods, of plastics; stoppers, etc, of plastics | 2.74 |
| | | 7214 | Iron/steel bars and rods, forged, etc (incl. twisted), uncoiled | 2.55 |
| | | 1516 | Animal or vegetable fats and oils and fractions, hydrogenated, etc | 2.40 |
| | | 7306 | Other tubes, pipes and hollow profiles of iron or steel, welded, nes | 2.13 |
| | | 2403 | Other manufactured tobacco and substitutes; homogenized tobacco, etc | 1.78 |
| | | 2523 | Portland cement, aluminous cement, persulphate cement, etc | 1.31 |
| | | 0102 | Live bovine animals | 1.16 |
| | | 3004 | Medicaments of mixed or unmixed products, for retail sale | 0.90 |
| | | 3304 | Beauty, make-up, skin-care (incl. suntan), manicure... Preparations | 0.83 |
| | | 3208 | Paints and varnishes based on polymers in a non-aqueous medium | 0.66 |
| | | 7208 | Hot-rolled iron or non-alloy steel, >=600mm wide | 0.61 |
| | | 6305 | Sacks and bags, used for packing goods | 0.57 |
| | | 1102 | Cereal flours, (excl. wheat or meslin) | 0.52 |
| | | 2401 | Unmanufactured tobacco; tobacco refuse | 0.41 |
| | | 2009 | Fruit juices (incl. grape) and vegetable juices, unfermented | 0.40 |
| | | 4819 | Cartons, boxes, etc; box files, etc, of paper, paperboard, etc | 0.37 |
| | | 3917 | Tubes, pipes and hoses, and fittings thereof, of plastics | 0.35 |

TABLE 7A: INTRA-EAC DOMESTIC EXPORTS OF MAJOR TWENTY PRODUCTS, 2014 (US\$, MILLION)

| Partner State | Country of Destination | Hs Level | Description of Goods | 2014 |
|---------------|------------------------|----------|--|-------|
| Uganda | Burundi | 4 digits | | |
| | | 0401 | Milk and cream, not concentrated or sweetened | 0.28 |
| | Kenya | 2 digits | | |
| | | 09 | Coffee, tea, mate and spices | 84.74 |
| | | 24 | Tobacco and manufactured tobacco substitutes | 47.41 |
| | | 27 | Mineral fuels, oils & product of their distillation; etc | 28.82 |
| | | 10 | Cereals | 18.64 |
| | | 04 | Dairy products; birds' eggs; natural honey; edible products nes | 13.57 |
| | | 23 | Residues & waste from the food industries; prepared animal fodder | 6.28 |
| | | 72 | Iron and steel | 5.93 |
| | | 48 | Paper & paperboard; art of paper pulp, paper/paperboard | 5.42 |
| | | 07 | Edible vegetables and certain roots and tubers | 4.35 |
| | | 33 | Essential oils & resinoids; perfumery, cosmetic/toilet preparations | 2.82 |
| | | 12 | Oil seed, oleaginous fruits; miscellaneous grain, seed, fruit etc | 2.70 |
| | | 52 | Cotton | 2.49 |
| | | 44 | Wood and articles of wood; wood charcoal | 2.01 |
| | | 41 | Raw hides and skins (other than furskins) and leather | 1.36 |
| | | 15 | Animal/vegetable fats & oils & their cleavage products; etc | 1.28 |
| | | 84 | Nuclear reactors, boilers, machinery & mechanical appliance; parts | 1.21 |
| | | 22 | Beverages, spirits and vinegar | 1.14 |
| | | 87 | Vehicles other than railway/tramway roll-stock, parts & accessories | 1.01 |
| | | 39 | Plastics and articles thereof | 0.94 |
| | | 11 | Products of the milling industry; malt; starches; inulin; wheat gluten | 0.90 |
| | | 4 digits | | |
| | | 0902 | Tea | 82.77 |
| | | 2401 | Unmanufactured tobacco; tobacco refuse | 47.34 |
| | | 2716 | Electrical energy | 28.81 |
| | | 1005 | Maize(corn) | 15.33 |
| | | 0402 | Milk and cream, concentrated or sweetened | 10.05 |
| | | 0713 | Dried leguminous vegetables, shelled | 4.27 |
| | | 4819 | Cartons, boxes, etc; box files, etc, of paper, paperboard, etc | 4.01 |
| | | 2302 | Brans, sharps and other residues, derived from working of cereals, etc | 3.83 |
| | | 7214 | Iron/steel bars and rods, forged, etc (incl. twisted), uncoiled | 3.65 |
| | | 0401 | Milk and cream, not concentrated or sweetened | 3.40 |
| | | 1008 | Buckwheat, millet and canary seed and other cereals, nes | 3.21 |
| | | 3304 | Beauty, make-up, skin-care (incl. suntan), manicure preparations | 2.77 |
| | | 1207 | Other oil seeds and oleaginous fruits | 2.27 |
| | | 2306 | Oil-cake and other solid residues, of vegetable fats | 2.01 |
| | | 0901 | Coffee; coffee husks and skins; coffee substitutes containing coffee | 1.97 |
| | | 7215 | Other bars and rods of iron or non-alloy steel | 1.62 |
| | | 4410 | Particle board and similar board of wood or other ligneous materials | 1.62 |
| | | 5203 | Cotton, carded or combed | 1.37 |
| | | 4104 | Leather of bovine or equine animals, without hair | 1.20 |
| | | 5201 | Cotton, not carded or combed | 1.09 |

TABLE 7A: INTRA-EAC DOMESTIC EXPORTS OF MAJOR TWENTY PRODUCTS, 2014 (US\$, MILLION)

| Partner State | Country of Destination | Hs Level | Description of Goods | 2014 |
|---------------|------------------------|----------|--|-------|
| | Rwanda | 2 digits | | |
| | | 25 | Salt; sulphur; earth & stone; plastering material; lime & cement | 59.70 |
| | | 15 | Animal/vegetable fats & oils & their cleavage products; etc | 56.58 |
| | | 34 | Soap, organic surface-active agents, washing preparations, etc | 16.16 |
| | | 72 | Iron and steel | 12.70 |
| | | 17 | Sugars and sugar confectionery | 10.00 |
| | | 22 | Beverages, spirits and vinegar | 5.97 |
| | | 10 | Cereals | 5.89 |
| | | 73 | Articles of iron or steel | 5.87 |
| | | 48 | Paper & paperboard; art of paper pulp, paper/paperboard | 5.18 |
| | | 39 | Plastics and articles thereof | 4.76 |
| | | 44 | Wood and articles of wood; wood charcoal | 4.22 |
| | | 32 | Tanning/dyeing extract; tannins & derivatives; pigments etc | 3.34 |
| | | 33 | Essential oils & resinoids; perfumery, cosmetic/toilet preparations | 3.17 |
| | | 30 | Pharmaceutical products | 1.96 |
| | | 84 | Nuclear reactors, boilers, machinery & mechanical appliance; parts | 1.82 |
| | | 03 | Fish & crustacean, mollusc & other aquatic invertebrate | 1.73 |
| | | 76 | Aluminium and articles thereof | 1.52 |
| | | 11 | Products of the milling industry; malt; starches; inulin; wheat gluten | 1.44 |
| | | 19 | Preparations of cereal, flour, starch/milk; pastry cooks' products | 0.94 |
| | | 90 | Optical, photographic, cinematography, measuring, checking, precision, etc instruments and apparatus | 0.87 |
| | | 4 digits | | |
| | | 2523 | Portland cement, aluminous cement, persulphate cement, etc | 58.46 |
| | | 1516 | Animal or vegetable fats and oils and fractions, hydrogenated, etc | 45.11 |
| | | 3401 | Soap; organic surface-active products in bars, etc; paper with soap, etc | 13.34 |
| | | 1701 | Cane or beet sugar and chemically pure sucrose, in solid form | 9.77 |
| | | 1511 | Palm oil and its fractions | 9.28 |
| | | 7214 | Iron/steel bars and rods, forged, etc (incl. twisted), uncoiled | 6.09 |
| | | 7306 | Other tubes, pipes and hollow profiles of iron or steel, welded, nes | 4.27 |
| | | 1005 | Maize(corn) | 4.23 |
| | | 4819 | Cartons, boxes, etc; box files, etc, of paper, paperboard, etc | 4.19 |
| | | 4403 | Wood in the rough or roughly squared | 3.73 |
| | | 3208 | Paints and varnishes based on polymers in a non-aqueous medium | 3.17 |
| | | 3402 | Non-soap surface-active agents; washing preparations, nes | 2.80 |
| | | 2208 | Undenatured ethyl alcohol of an alcoholic strength <80%; spirits, etc | 2.79 |
| | | 7210 | Rolled iron or non-alloy steel, >=600mm wide, clad, plated or coated | 2.71 |
| | | 3304 | Beauty, make-up, skin-care (incl. suntan), manicure preparations | 2.58 |
| | | 3923 | Articles for the of goods, of plastics; stoppers, etc, of plastics | 1.80 |
| | | 3917 | Tubes, pipes and hoses, and fittings thereof, of plastics | 1.69 |
| | | 1512 | Sunflower-seed, safflower or cotton-seed oil and their fractions | 1.62 |
| | | 7217 | Wire of iron or non-alloy steel | 1.42 |
| | | 2202 | Waters (incl. mineral and aerated), with added sugar (incl. sweetened) | 1.33 |

TABLE 7A: INTRA-EAC DOMESTIC EXPORTS OF MAJOR TWENTY PRODUCTS, 2014 (US\$, MILLION)

| Partner State | Country of Destination | Hs Level | Description of Goods | 2014 |
|---------------|------------------------|----------|---|-------|
| | Tanzania | 2 digits | | |
| | | 72 | Iron and steel | 12.48 |
| | | 44 | Wood and articles of wood; wood charcoal | 9.18 |
| | | 27 | Mineral fuels, oils & product of their distillation; etc | 4.98 |
| | | 24 | Tobacco and manufactured tobacco substitutes | 3.43 |
| | | 30 | Pharmaceutical products | 3.06 |
| | | 22 | Beverages, spirits and vinegar | 2.49 |
| | | 33 | Essential oils & resinoids; perfumery, cosmetic/toilet preparations | 1.52 |
| | | 34 | Soap, organic surface-active agents, washing preparations, etc | 1.44 |
| | | 15 | Animal/vegetable fats & oils & their cleavage products; etc | 0.71 |
| | | 73 | Articles of iron or steel | 0.66 |
| | | 48 | Paper & paperboard; art of paper pulp, paper/paperboard | 0.64 |
| | | 04 | Dairy products; birds' eggs; natural honey; edible products nes | 0.61 |
| | | 85 | Electrical machinery equipment parts thereof; sound recorder, etc | 0.32 |
| | | 39 | Plastics and articles thereof | 0.29 |
| | | 12 | Oil seed, oleaginous fruits; miscellaneous grain, seed, fruit, etc | 0.23 |
| | | 84 | Nuclear reactors, boilers, machinery & mechanical appliance; parts | 0.15 |
| | | 10 | Cereals | 0.06 |
| | | 23 | Residues & waste from the food industries; prepare animal fodder | 0.05 |
| | | 28 | Inorganic chemicals; compounds of precious metals, radioactive elements, etc | 0.05 |
| | | 90 | Optical, photographic, cinematography, measuring, checking, precision, medical or surgical instruments and apparatus; parts and accessories thereof | 0.04 |
| | | 4 digits | | |
| | | 7210 | Rolled iron or non-alloy steel, >=600mm wide, clad, plated or coated | 12.13 |
| | | 4403 | Wood in the rough or roughly squared | 9.11 |
| | | 2716 | Electrical energy | 4.91 |
| | | 2401 | Unmanufactured tobacco; tobacco refuse | 3.28 |
| | | 3004 | Medicaments of mixed or unmixed products, for retail sale | 2.85 |
| | | 2201 | Waters, (incl. mineral waters and aerated waters); ice and snow | 2.22 |
| | | 3304 | Beauty, make-up, skin-care (incl. suntan), manicure. preparations | 1.52 |
| | | 3401 | Soap; organic surface-active products in bars, etc; paper with soap,etc | 1.37 |
| | | 4821 | Paper or paperboard labels of all kinds, whether or not printed | 0.59 |
| | | 0402 | Milk and cream, concentrated or sweetened | 0.40 |
| | | 7317 | Nails, tacks, drawing pins, corrugated nails. of iron or steel | 0.39 |
| | | 3917 | Tubes, pipes and hoses, and fittings thereof, of plastics | 0.26 |
| | | 1511 | Palm oil and its fractions | 0.26 |
| | | 7208 | Hot-rolled iron or non-alloy steel, >=600mm wide | 0.25 |
| | | 2202 | Waters (incl. mineral and aerated), with added sugar (incl. sweetened) | 0.25 |
| | | 8504 | Electrical transformers, static converters and inductors | 0.23 |
| | | 1516 | Animal or vegetable fats and oils and fractions, hydrogenated, etc | 0.22 |
| | | 1211 | Plants and parts of plants, of a kind used in perfumery, pharmacy...etc | 0.22 |
| | | 3003 | Medicaments with >=2 constituents mixed together, not for retail sale | 0.21 |
| | | 0401 | Milk and cream, not concentrated or sweetened | 0.19 |
| | | 4104 | Leather of bovine or equine animals, without hair | 1.20 |
| | | 5201 | Cotton, not carded or combed | 1.09 |

TABLE 7A: INTRA-EAC DOMESTIC EXPORTS OF MAJOR TWENTY PRODUCTS, 2014 (US\$, MILLION)

| Partner State | Country of Destination | Hs Level | Description of Goods | 2014 |
|---------------|------------------------|----------|--|-------|
| Kenya | Uganda | 2 digits | | |
| | | 25 | Salt; sulphur; earths and stone; plastering materials | 86.57 |
| | | 72 | Iron and steel. | 51.03 |
| | | 39 | Plastics and articles thereof. | 49.73 |
| | | 22 | Beverages, spirits and vinegar. | 33.47 |
| | | 27 | Mineral fuels, mineral oils and products of their distillation | 22.36 |
| | | 34 | Soap, organic surface-active agents, washing preparations | 21.41 |
| | | 30 | Pharmaceutical products. | 19.68 |
| | | 17 | Sugars and sugar confectionery. | 18.26 |
| | | 48 | Paper and paperboard; articles of paper pulp, of paper or of paperboard | 17.90 |
| | | 87 | Vehicles other than railway or tramway rolling-stock | 17.24 |
| | | 15 | Animal or vegetable fats and oils and their cleavage products; | 15.21 |
| | | 73 | Articles of iron or steel. | 12.93 |
| | | 21 | Miscellaneous edible preparations. | 11.83 |
| | | 28 | Inorganic chemicals; organic or inorganic compounds | 11.80 |
| | | 85 | Electrical machinery and equipment and parts thereof | 10.67 |
| | | 64 | Footwear, gaiters and the like; parts of such articles | 10.42 |
| | | 76 | Aluminium and articles thereof. | 9.33 |
| | | 84 | Nuclear reactors, boilers, machinery and mechanical appliances | 8.34 |
| | | 24 | Tobacco and manufactured tobacco substitutes. | 8.11 |
| | | 83 | Miscellaneous articles of base metal. | 7.38 |
| | | 4 digits | | |
| | | 2523 | Portland cement, aluminous cement, persulphate cement | 49.99 |
| | | 7210 | Rolled iron or non-alloy steel, >=600mm wide, clad, plated, coated | 33.17 |
| | | 2501 | Salt/pure sodium chloride whether or not containing anti-caking agents, seawater- | 28.83 |
| | | 3923 | Articles for conveyance or packing of goods, of plastic | 23.34 |
| | | 2710 | Petroleum oils and oils obtained from bituminous minerals, other than crude; preparation | 19.36 |
| | | 1704 | Sugar confectionery (incl. White chocolate), | 17.84 |
| | | 3004 | Medicaments of mixed or unmixed products, for retail sale | 15.91 |
| | | 2203 | Beer made from malt | 14.68 |
| | | 7209 | Cold-rolled iron or non-alloy steel, >=600mm wide | 13.39 |
| | | 3402 | Non-soap surface-active agents; washing preparation | 12.10 |
| | | 2207 | Ethyl alcohol, undenatured of >=80% alcohol, denatured | 9.65 |
| | | 8716 | Trailers and semi-trailers; other vehicles not mechanically propelled | 8.47 |
| | | 1517 | Margarine; edible preparations of animal or vegetable fats or oils, nes | 8.27 |
| | | 2402 | Cigars, cigarillos, cigarettes, etc, of tobacco or of tobacco substitutes | 8.11 |
| | | 4819 | Cartons, boxes, etc; box files, etc, of paper, paperboard, cellulose | 7.64 |
| | | 8309 | Stoppers, caps and lids, capsules for bottles | 6.98 |
| | | 6402 | Other footwear with outer soles and uppers of rubber or plastics | 6.72 |
| | | 7010 | Carboys, bottles, flasks... Ampoules, etc; stoppers | 6.58 |
| | | 3924 | Tableware, kitchenware... And toilet articles, of plastics | 6.21 |
| | | 3401 | Soap; organic surface-active products in bars, etc | 6.19 |

TABLE 7A: INTRA-EAC DOMESTIC EXPORTS OF MAJOR TWENTY PRODUCTS, 2014 (US\$, MILLION)

| Partner State | Country of Destination | Hs Level | Description of Goods | 2014 |
|---------------|------------------------|----------|--|-------|
| | Tanzania | 2 digits | | |
| | | 15 | Animal or vegetable fats and oils and their cleavage products; | 31.14 |
| | | 25 | Salt; sulphur; earths and stone; plastering materials | 30.12 |
| | | 34 | Soap, organic surface-active agents, washing preparations, etc | 29.29 |
| | | 30 | Pharmaceutical products. | 24.90 |
| | | 39 | Plastics and articles thereof. | 24.35 |
| | | 17 | Sugars and sugar confectionery. | 23.04 |
| | | 76 | Aluminium and articles thereof. | 22.53 |
| | | 85 | Electrical machinery and equipment and parts thereof | 17.66 |
| | | 72 | Iron and steel. | 16.75 |
| | | 87 | Vehicles other than railway or tramway rolling-stock | 12.64 |
| | | 73 | Articles of iron or steel. | 10.71 |
| | | 48 | Paper and paperboard; articles of paper pulp, of paper or of paperboard | 10.09 |
| | | 28 | Inorganic chemicals; organic or inorganic compounds | 9.79 |
| | | 64 | Footwear, gaiters and the like; parts of such articles | 8.96 |
| | | 49 | Printed books, newspapers, pictures and other products | 8.85 |
| | | 83 | Miscellaneous articles of base metal. | 8.83 |
| | | 84 | Nuclear reactors, boilers, machinery and mechanical appliances | 7.73 |
| | | 04 | Dairy produce; birds' eggs; natural honey; edible products | 6.80 |
| | | 94 | Furniture; bedding, mattresses, mattress supports, cushion, etc | 6.48 |
| | | 63 | Other made up textile articles; sets; worn clothing | 6.41 |
| | | 4 digits | | |
| | | 3004 | Medicaments of mixed or unmixed products, for retail sale | 24.20 |
| | | 1704 | Sugar confectionery (incl. White chocolate) | 22.55 |
| | | 2523 | Portland cement, aluminous cement, persulphate cement | 21.62 |
| | | 3401 | Soap; organic surface-active products in bars, etc | 18.51 |
| | | 7615 | Table, kitchen, household and sanitary articles... | 18.48 |
| | | 3923 | Articles for conveyance or packing of goods, of plastic | 18.09 |
| | | 1511 | Palm oil and its fractions whether or not refined | 15.59 |
| | | 8507 | Electric accumulators (incl. separators thereof) | 13.56 |
| | | 7210 | Rolled iron or non-alloy steel, >=600mm wide | 13.29 |
| | | 1516 | Animal or vegetable fats and oils and fractions | 8.61 |
| | | 3402 | Non-soap surface-active agents; washing preparations | 8.45 |
| | | 2501 | Salt/pure sodium chloride whether or not containing anti-caking agents, seawater | 8.26 |
| | | 8716 | Trailers and semi-trailers; other vehicles not mechanically propelled | 8.16 |
| | | 8309 | Stoppers, caps and lids, capsules for bottles | 7.65 |
| | | 1517 | Margarine; edible preparations of animal or vegetable fats or oils, nes | 6.10 |
| | | 6402 | Other footwear with outer soles and uppers of rubber or plastics | 5.88 |
| | | 4819 | Cartons, boxes, etc; box files, etc, of paper, paperboard, cellulose | 5.31 |
| | | 0401 | Milk and cream, not concentrated or sweetened | 5.07 |
| | | 2836 | Carbonates; peroxocarbonates; commercial ammonium | 4.72 |
| | | 4911 | Other printed matter, including printed pictures | 4.49 |

TABLE 7A: INTRA-EAC DOMESTIC EXPORTS OF MAJOR TWENTY PRODUCTS, 2014 (US\$, MILLION)

| Partner State | Country of Destination | Hs Level | Description of Goods | 2014 |
|---------------|------------------------|----------|--|-------|
| | Rwanda | 2 digits | | |
| | | 72 | Iron and steel. | 14.00 |
| | | 39 | Plastics and articles thereof. | 11.53 |
| | | 85 | Electrical machinery and equipment and parts thereof | 8.10 |
| | | 15 | Animal or vegetable fats and oils and their cleavage products; | 7.29 |
| | | 30 | Pharmaceutical products. | 6.98 |
| | | 48 | Paper and paperboard; articles of paper pulp, of paper or of paperboard | 6.92 |
| | | 64 | Footwear, gaiters and the like; parts of such articles | 6.74 |
| | | 25 | Salt; sulphur; earths and stone; plastering material | 6.12 |
| | | 76 | Aluminium and articles thereof. | 5.47 |
| | | 17 | Sugars and sugar confectionery. | 4.60 |
| | | 24 | Tobacco and manufactured tobacco substitutes. | 4.25 |
| | | 22 | Beverages, spirits and vinegar. | 3.75 |
| | | 32 | Tanning or dyeing extracts; tannins and their derivatives | 3.49 |
| | | 73 | Articles of iron or steel. | 3.10 |
| | | 10 | Cereals. | 3.09 |
| | | 34 | Soap, organic surface-active agents, washing preparations, etc | 2.99 |
| | | 49 | Printed books, newspapers, pictures and other products | 2.81 |
| | | 84 | Nuclear reactors, boilers, machinery and mechanical appliances | 2.21 |
| | | 27 | Mineral fuels, mineral oils and products of their distillation | 2.12 |
| | | 67 | Prepared feathers and down and articles made of feathers | 1.61 |
| | | 4 digits | | |
| | | 7210 | Rolled iron or non-alloy steel, >=600mm wide, clad, plated or coated | 9.00 |
| | | 3004 | Medicaments of mixed or unmixed products, for retail sale | 6.08 |
| | | 6402 | Other footwear with outer soles and uppers of rubber or plastics | 4.49 |
| | | 1704 | Sugar confectionery (incl. white chocolate), not containing cocoa | 4.32 |
| | | 1511 | Palm oil and its fractions whether or not refined | 4.32 |
| | | 4819 | Cartons, boxes, etc; box files, etc, of paper, paper or of paperboard | 4.31 |
| | | 2402 | Cigars, cigarillos, cigarettes, etc, of tobacco or of tobacco substitutes | 4.25 |
| | | 2501 | Salt/pure sodium chloride whether or not containing anti-caking agents, saltwater | 3.96 |
| | | 3923 | Articles for conveyance or packing of goods, of plastics | 3.80 |
| | | 8528 | Television receivers (incl. video monitors and video monitors and video projectors) | 3.16 |
| | | 3924 | Tableware, kitchenware and toilet articles, of plastics | 2.76 |
| | | 1005 | Maize(corn) | 2.54 |
| | | 7615 | Table, kitchen, household and sanitary articles... | 2.30 |
| | | 7605 | Aluminium wire | 2.09 |
| | | 8544 | Insulated wire, cable, etc; optical fibre cables | 2.03 |
| | | 4901 | Printed books, brochures, leaflets and similar printed matter | 2.02 |
| | | 7214 | Iron/steel bars and rods, forged, etc (incl. twisted), uncoiled | 1.83 |
| | | 2710 | Petroleum oils and oils obtained from bituminous minerals, other than crude; preparation | 1.81 |
| | | 3209 | Paints and varnishes, in an aqueous medium | 1.73 |
| | | 6401 | Waterproof footwear... | 1.71 |

TABLE 7A: INTRA-EAC DOMESTIC EXPORTS OF MAJOR TWENTY PRODUCTS, 2014 (US\$, MILLION)

| Partner State | Country of Destination | Hs Level | Description of Goods | 2014 |
|---------------|------------------------|----------|--|-------|
| | Burundi | 2 digits | | |
| | | 39 | Plastics and articles thereof. | 12.11 |
| | | 73 | Articles of iron or steel. | 9.58 |
| | | 72 | Iron and steel. | 7.74 |
| | | 31 | Fertilisers. | 6.30 |
| | | 17 | Sugars and sugar confectionery. | 3.68 |
| | | 34 | Soap, organic surface-active agents, washing preparations | 2.73 |
| | | 32 | Tanning or dyeing extracts; tannins and their derivatives | 2.65 |
| | | 30 | Pharmaceutical products. | 2.37 |
| | | 27 | Mineral fuels, mineral oils and products of their distillation | 2.28 |
| | | 48 | Paper and paperboard; articles of paper pulp, of paper or of paperboard | 2.23 |
| | | 64 | Footwear, gaiters and the like; parts of such articles | 1.75 |
| | | 85 | Electrical machinery and equipment and parts thereof | 1.74 |
| | | 49 | Printed books, newspapers, pictures and other products | 1.36 |
| | | 94 | Furniture; bedding, mattresses, mattress supports, cushion, etc | 1.24 |
| | | 33 | Essential oils and resinoids; perfumery, cosmetic | 1.15 |
| | | 76 | Aluminium and articles thereof. | 1.12 |
| | | 96 | Miscellaneous manufactured articles. | 1.11 |
| | | 40 | Rubber and articles thereof. | 0.89 |
| | | 28 | Inorganic chemicals; organic or inorganic compounds | 0.79 |
| | | 15 | Animal or vegetable fats and oils and their cleavage products; | 0.65 |
| | | 4 digits | | |
| | | 3923 | Articles for conveyance or packing of goods, of plastics | 9.13 |
| | | 3105 | Mineral or chemical fertilizers, nes; other fertilizers | 6.04 |
| | | 7306 | Other tubes, pipes and hollow profiles of iron or iron or steel, welded, nes | 5.31 |
| | | 7210 | Rolled iron or non-alloy steel, >=600mm wide | 4.99 |
| | | 1704 | Sugar confectionery (incl. white chocolate), not containing cocoa | 3.62 |
| | | 7308 | Iron/steel structures and parts thereof; plates, rods thereof | 3.57 |
| | | 3402 | Non-soap surface-active agents; washing preparations | 2.19 |
| | | 3209 | Paints and varnishes, in an aqueous medium | 1.87 |
| | | 2710 | Petroleum oils and oils obtained from bituminous minerals, other than crude; preparation | 1.84 |
| | | 4820 | Registers, account books, etc; albums for samples, of paper, paperboard | 1.84 |
| | | 3004 | Medicaments of mixed or unmixed products, for retail sale | 1.71 |
| | | 6402 | Other footwear with outer soles and uppers of rubber or plastics | 1.63 |
| | | 7208 | Hot-rolled iron or non-alloy steel, >=600mm wide | 1.26 |
| | | 9403 | Other furniture and parts thereof | 1.21 |
| | | 4901 | Printed books, brochures, leaflets and similar printed matter | 1.19 |
| | | 9608 | Ball-point, felt tipped...pens and pencils and art | 1.10 |
| | | 8544 | Insulated wire, cable, etc; optical fibre cables | 0.86 |
| | | 3917 | Tubes, pipes and hoses, and fittings thereof | 0.83 |
| | | 8507 | Electric accumulators (incl. separators thereof) | 0.78 |
| | | 7216 | Angles, shapes and sections of iron or non-alloy steel | 0.74 |

TABLE 7A: INTRA-EAC DOMESTIC EXPORTS OF MAJOR TWENTY PRODUCTS, 2014 (US\$, MILLION)

| Partner State | Country of Destination | Hs Level | Description of Goods | 2014 |
|---------------|------------------------|----------|---|-------|
| Rwanda | Kenya | 2 digits | | |
| | | 09 | Coffee, tea, mate and spices | 52.66 |
| | | 26 | Ores, slag and ash | 2.71 |
| | | 41 | Raw hides and skins (other than furskins) and leather | 1.93 |
| | | 23 | Residues and waste from the food industries; prepared animal fodder | 0.77 |
| | | 84 | Nuclear reactors, boilers, machinery and mechanical appliances; parts thereof | 0.19 |
| | | 85 | Electrical machinery and equipment and parts thereof; sound recorders and reproducers, television image and sound recorders and reproducers, and parts and accessories of such articles | 0.17 |
| | | 48 | Paper and paperboard; articles of paper pulp of paper or of paperboard | 0.17 |
| | | 63 | Other made up textile articles; sets; worn clothing and worn textile articles; rags | 0.16 |
| | | 62 | Articles of apparel and clothing accessories, not knitted or crocheted | 0.14 |
| | | 20 | Preparations of vegetables, fruit, nuts or other parts of plants | 0.07 |
| | | 71 | Natural or cultured pearls, precious or semi-precious stones, precious metals, metals clad with precious metal, and articles thereof; imitation jewellery; coin | 0.06 |
| | | 43 | Furskins and artificial fur; manufactures thereof | 0.06 |
| | | 61 | Articles of apparel and clothing accessories, knitted or crocheted | 0.05 |
| | | 72 | Iron and steel | 0.05 |
| | | 25 | Salt; sulphur; earths and stone; plastering materials, lime and cement | 0.04 |
| | | 88 | Aircraft, spacecraft, and parts thereof | 0.03 |
| | | 27 | Mineral fuels, mineral oils and products of their distillation; bituminous substances; mineral waxes | 0.03 |
| | | 96 | Miscellaneous manufactured articles | 0.02 |
| | | 11 | Products of the milling industry; malt; starches; inulin; wheat gluten | 0.02 |
| | | 42 | Articles of leather; saddlery and harness; travel goods, handbags and similar containers; articles of animal gut (other than silk-worm gut) | 0.01 |
| | | 4 digits | | |
| | | 0902 | Tea, whether or not flavoured. | 46.66 |
| | | 0901 | Coffee, whether or not roasted or decaffeinated; coffee husks and skins; coffee substitute | 6.00 |
| | | 2615 | Niobium, tantalum, vanadium or zirconium ores and concentrates. | 2.71 |
| | | 4103 | Other raw hides and skins (fresh, or salted, dried, limed, pickled or otherwise preserved) | 0.88 |
| | | 2302 | Bran, sharps and other residues, whether or not in the form of pellets | 0.77 |
| | | 4101 | Raw hides and skins of bovine (including buffalo) or equine animals (fresh, or salted) | 0.67 |
| | | 4102 | Raw skins of sheep or lambs (fresh, or salted, dried, limed, pickled or otherwise preserved) | 0.38 |
| | | 4819 | Cartons, boxes, cases, bags and other packing containers, of paper, paperboard, cellulose | 0.17 |
| | | 8430 | Other moving, grading, levelling, scraping, excavating, tamping, compacting, extracting | 0.12 |
| | | 8517 | Electrical apparatus for line telephony or line telegraphy, including line telephone set | 0.09 |
| | | 6309 | Worn clothing and other worn articles. | 0.08 |
| | | 2008 | Fruit, nuts and other edible parts of plants, otherwise prepared or preserved | 0.07 |
| | | 6310 | Used or new rags, scrap twine, cordage, rope and cables and worn out articles of twine, etc | 0.07 |
| | | 4303 | Articles of apparel, clothing accessories and other articles of furskin. | 0.06 |
| | | 6205 | Men's or boys' shirts. | 0.05 |

TABLE 7A: INTRA-EAC DOMESTIC EXPORTS OF MAJOR TWENTY PRODUCTS, 2014 (US\$, MILLION)

| Partner State | Country of Destination | Hs Level | Description of Goods | 2014 |
|---------------|------------------------|----------|---|--------|
| Rwanda | Kenya | 4 digits | | |
| | | 6204 | Women's or girls' suits, ensembles, jackets, blazers, dresses, skirts, divided skirts, etc | 0.05 |
| | | 7218 | Stainless steel in ingots or other primary forms; semi-finished products of stainless steel | 0.05 |
| | | 8523 | Prepared unrecorded media for sound recording or similar recording of other phenomena | 0.04 |
| | | 7116 | Articles of natural or cultured pearls, precious or semi-precious stones (natural, synthetic, etc) | 0.03 |
| | | 8803 | Parts of goods of heading 88.01 or 88.02. | 0.03 |
| | Tanzania | 2 digits | | |
| | | 26 | Ores, slag and ash | 121.23 |
| | | 09 | Coffee, tea, mate and spices | 10.47 |
| | | 85 | Electrical machinery and equipment and parts thereof; sound recorders and reproducers, television image and sound recorders and reproducers, and parts and accessories of such articles | 3.41 |
| | | 23 | Residues and waste from the food industries; prepared animal fodder | 1.18 |
| | | 74 | Copper and articles thereof | 0.77 |
| | | 44 | Wood and articles of wood; wood charcoal | 0.62 |
| | | 24 | Tobacco and manufactured tobacco substitutes | 0.51 |
| | | 72 | Iron and steel | 0.44 |
| | | 78 | Lead and articles thereof | 0.41 |
| | | 41 | Raw hides and skins (other than furskins) and leather | 0.39 |
| | | 84 | Nuclear reactors, boilers, machinery and mechanical appliances; parts thereof | 0.31 |
| | | 63 | Other made up textile articles; sets; worn clothing and worn textile articles; rags | 0.17 |
| | | 11 | Products of the milling industry; malt; starches; inulin; wheat gluten | 0.15 |
| | | 96 | Miscellaneous manufactured articles | 0.08 |
| | | 18 | Cocoa and cocoa preparations | 0.06 |
| | | 29 | Organic chemicals | 0.05 |
| | | 69 | Ceramic products | 0.03 |
| | | 30 | Pharmaceutical products | 0.03 |
| | | 07 | Edible vegetables and certain roots and tubers | 0.03 |
| | | 39 | Plastics and articles thereof | 0.02 |
| | | 4 digits | | |
| | | 2615 | Niobium, tantalum, vanadium or zirconium ores and concentrates. | 56.79 |
| | | 2609 | Tin ores and concentrates. | 48.30 |
| | | 2611 | Tungsten ores and concentrates. | 16.13 |
| | | 0901 | Coffee, whether or not roasted or decaffeinated; coffee husks and skins; coffee substitutes | 10.47 |
| | | 8517 | Electrical apparatus for line telephony or line telegraphy, including line telephone sets | 3.34 |
| | | 2302 | Bran, sharps and other residues, whether or not in the form of pellets | 1.18 |
| | | 7405 | Master alloys of copper. | 0.51 |
| | | 2401 | Unmanufactured tobacco; tobacco refuse. | 0.51 |
| | | 4409 | Wood (including strips and friezes for parquet flooring, not assembled) continuously | 0.45 |
| | | 7801 | Unwrought lead. | 0.41 |
| | | 4101 | Raw hides and skins of bovine (including buffalo) or equine animals (fresh, or salted) | 0.37 |

TABLE 7A: INTRA-EAC DOMESTIC EXPORTS OF MAJOR TWENTY PRODUCTS, 2014 (US\$, MILLION)

| Partner State | Country of Destination | Hs Level | Description of Goods | 2014 |
|---------------|------------------------|----------|---|-------|
| | Tanzania | 4 digits | | |
| | | 7206 | Iron and non-alloy steel in ingots or other primary forms (excluding iron of heading 72. | 0.36 |
| | | 7404 | Copper waste and scrap. | 0.26 |
| | | 8472 | Other office machines (for example, hectograph or stencil duplicating machines | 0.20 |
| | | 4403 | Wood in the rough, whether or not stripped of bark or sapwood, or roughly squared. | 0.18 |
| | | 6305 | Sacks and bags, of a kind used for the packing of goods. | 0.11 |
| | | 1103 | Cereal groats, meal and pellets. | 0.10 |
| | | 8471 | Automatic data processing machines and units thereof; magnetic or optical readers, machines and units thereof | 0.09 |
| | | 9605 | Travel sets for personal toilet, sewing or shoe or clothes cleaning. | 0.08 |
| | | 1806 | Chocolate and other food preparations containing cocoa. | 0.06 |
| | Uganda | 2 digits | | |
| | | 09 | Coffee, tea, mate and spices | 25.91 |
| | | 41 | Raw hides and skins (other than furskins) and leather | 8.96 |
| | | 26 | Ores, slag and ash | 6.06 |
| | | 07 | Edible vegetables and certain roots and tubers | 1.31 |
| | | 85 | Electrical machinery and equipment and parts thereof; sound recorders and reproducers, television image and sound recorders and reproducers, and parts and accessories of such articles | 0.86 |
| | | 52 | Cotton | 0.85 |
| | | 84 | Nuclear reactors, boilers, machinery and mechanical appliances; parts thereof | 0.85 |
| | | 33 | Essential oils and resinoids; perfumery, cosmetic or toilet preparations | 0.72 |
| | | 88 | Aircraft, spacecraft, and parts thereof | 0.72 |
| | | 63 | Other made up textile articles; sets; worn clothing and worn textile articles; rags | 0.57 |
| | | 72 | Iron and steel | 0.51 |
| | | 87 | Vehicles other than railway or tramway rolling-stock, and parts and accessories thereof | 0.45 |
| | | 81 | Other base metals; cermets; articles thereof | 0.44 |
| | | 11 | Products of the milling industry; malt; starches; inulin; wheat gluten | 0.43 |
| | | 22 | Beverages, spirits and vinegar | 0.31 |
| | | 23 | Residues and waste from the food industries; prepared animal fodder | 0.28 |
| | | 39 | Plastics and articles thereof | 0.20 |
| | | 73 | Articles of iron or steel | 0.19 |
| | | 69 | Ceramic products | 0.16 |
| | | 04 | Dairy produce; birds' eggs; natural honey; edible products of animal origin, not elsewhere specified or included | 0.13 |
| | | 4 digits | | |
| | | 0901 | Coffee, whether or not roasted or decaffeinated; coffee husks and skins; coffee substitutes | 14.87 |
| | | 0902 | Tea, whether or not flavoured. | 11.04 |
| | | 4101 | Raw hides and skins of bovine (including buffalo) or equine animals (fresh, or salted) | 4.52 |
| | | 4103 | Other raw hides and skins (fresh, or salted, dried, limed, pickled or otherwise preserved) | 3.67 |
| | | 2609 | Tin ores and concentrates. | 3.29 |
| | | 2615 | Niobium, tantalum, vanadium or zirconium ores and concentrates. | 1.67 |
| | | 4102 | Raw skins of sheep or lambs (fresh, or salted, dried, limed, pickled or otherwise preserved) | 0.78 |

TABLE 7A: INTRA-EAC DOMESTIC EXPORTS OF MAJOR TWENTY PRODUCTS, 2014 (US\$, MILLION)

| Partner State | Country of Destination | Hs Level | Description of Goods | 2014 |
|---------------|------------------------|----------|--|------|
| | Uganda | 4 digits | | |
| | | 8517 | Electrical apparatus for line telephony or line telegraphy, including line telephone setd | 0.77 |
| | | 8803 | Parts of goods of heading 88.01 or 88.02. | 0.72 |
| | | 5208 | Woven fabrics of cotton, containing 85 % or more by weight of cotton | 0.62 |
| | | 2614 | Titanium ores and concentrates. | 0.61 |
| | | 0713 | Dried leguminous vegetables, shelled, whether or not skinned or split. | 0.58 |
| | | 0712 | Dried vegetables, whole, cut, sliced, broken or in powder, but not further prepared. | 0.55 |
| | | 3304 | Beauty or make-up preparations and preparations for the care of the skin (other than medicinal) | 0.53 |
| | | 8101 | Tungsten (wolfram) and articles thereof, including waste and scrap. | 0.44 |
| | | 6309 | Worn clothing and other worn articles. | 0.44 |
| | | 7204 | Ferrous waste and scrap; remelting scrap ingots of iron or steel. | 0.39 |
| | | 1101 | Wheat or meslin flour. | 0.39 |
| | | 2203 | Beer made from malt. | 0.29 |
| | | 2302 | Bran, sharps and other residues, whether or not in the form of pellets | 0.28 |
| | Burundi | 2 digits | | |
| | | 69 | Ceramic products | 2.72 |
| | | 84 | Nuclear reactors, boilers, machinery and mechanical appliances; parts thereof | 1.30 |
| | | 39 | Plastics and articles thereof | 1.05 |
| | | 25 | Salt; sulphur; earths and stone; plastering materials, lime and cement | 0.95 |
| | | 94 | Furniture; bedding, mattresses, mattress supports, cushions and similar stuffed furnishings; lamps and lighting fittings, not elsewhere specified or included; illuminated signs, illuminated name-plates and the like | 0.95 |
| | | 85 | Electrical machinery and equipment and parts thereof; sound recorders and reproducers, television image and sound recorders and reproducers, and parts and accessories of such articles | 0.89 |
| | | 70 | Ceramic products | 0.61 |
| | | 07 | Edible vegetables and certain roots and tubers | 0.61 |
| | | 22 | Beverages, spirits and vinegar | 0.55 |
| | | 21 | Miscellaneous edible preparations | 0.41 |
| | | 72 | Iron and steel | 0.36 |
| | | 33 | Essential oils and resinoids; perfumery, cosmetic or toilet preparations | 0.33 |
| | | 27 | Mineral fuels, mineral oils and products of their distillation; bituminous substances; mineral waxes | 0.15 |
| | | 01 | Live animals | 0.15 |
| | | 20 | Preparations of vegetables, fruit, nuts or other parts of plants | 0.11 |
| | | 04 | Dairy produce; birds' eggs; natural honey; edible products of animal origin, not elsewhere specified or included | 0.11 |
| | | 10 | Cereals | 0.10 |
| | | 17 | Sugars and sugar confectionery | 0.07 |
| | | 34 | Soap, organic surface-active agents, washing preparations, lubricating preparations, artificial waxes, prepared waxes, polishing or scouring preparations, candles and similar articles, modelling pastes, | 0.07 |
| | | 48 | Paper and paperboard; articles of paper pulp, of paper or of paperboard | 0.06 |
| | | 4 digits | | |
| | | 6901 | Bricks, blocks, tiles and other ceramic goods of siliceous fossil meals | 2.68 |
| | | 2523 | Portland cement, aluminous cement, slag cement, supersulphate cement, etc | 0.86 |

TABLE 7A: INTRA-EAC DOMESTIC EXPORTS OF MAJOR TWENTY PRODUCTS, 2014 (US\$, MILLION)

| Partner State | Country of Destination | Hs Level | Description of Goods | 2014 |
|---------------|------------------------|----------|---|--------|
| | Burundi | 4 digits | | |
| | | 9404 | Mattress supports; articles of bedding and similar furnishing (for example, mattresses, | 0.85 |
| | | 8517 | Electrical apparatus for line telephony or line telegraphy, including line telephone set | 0.73 |
| | | 8429 | Self-propelled bulldozers, angle dozers, graders, levellers, scrapers, mechanical shovels | 0.70 |
| | | 7010 | Carboys, bottles, flasks, jars, pots, phials, ampoules and other containers, of glass | 0.61 |
| | | 3923 | Articles for the conveyance or packing of goods, of plastics; stoppers, lids, caps | 0.59 |
| | | 2203 | Beer made from malt. | 0.50 |
| | | 0701 | Potatoes, fresh or chilled. | 0.38 |
| | | 2106 | Food preparations not elsewhere specified or included. | 0.31 |
| | | 3901 | Polymers of ethylene, in primary forms. | 0.23 |
| | | 8479 | Machines and mechanical appliances having individual functions, not specified or included | 0.21 |
| | | 0713 | Dried leguminous vegetables, shelled, whether or not skinned or split. | 0.19 |
| | | 7214 | Other bars and rods of iron or non-alloy steel, not further worked than forged, hot-roll | 0.18 |
| | | 3305 | Preparations for use on the hair. | 0.17 |
| | | 3304 | Beauty or make-up preparations and preparations for the care of the skin (other than medicinal) | 0.15 |
| | | 8474 | Machinery for sorting, screening, separating, washing, crushing, grinding, mixing | 0.14 |
| | | 0102 | Live bovine animals. | 0.14 |
| | | 3926 | Other articles of plastics and articles of other materials of headings 39.01 to 39.14. | 0.13 |
| | | 2009 | Fruit juices (including grape) and vegetable juices, unfermented and not containing | 0.11 |
| Burundi | Kenya | 2 digits | | |
| | | 09 | Coffee, tea, mate and spices | 11.942 |
| | | 85 | Electrical machinery equipment parts thereof, sound recorder etc | 0.430 |
| | | 72 | Iron and steel | 0.110 |
| | | 73 | Articles of iron and steel | 0.062 |
| | | 39 | Plastics and articles thereof | 0.047 |
| | | 23 | Residues & waste from the food industries; prepared animal fodder | 0.042 |
| | | 27 | Mineral fuels, oils & product of their distillation; etc | 0.027 |
| | | 70 | Glass and glassware | 0.026 |
| | | 87 | Vehicles other than railway/tramway, rolling-stock, parts & accessories | 0.024 |
| | | 24 | Tobacco and manufactured tobacco substitutes | 0.012 |
| | | 84 | Nuclear reactors, boilers, machinery & mechanical appliance, parts | 0.010 |
| | | 44 | Wood and articles of wood; wood charcoal | 0.000 |
| | | 49 | Printed books, newspapers, pictures & other product, etc | 0.000 |
| | | 76 | Aluminium and articles thereof | 0.000 |
| | | 42 | Articles of leather; saddlery/harness; travel goods, etc | 0.000 |
| | | 4 digits | | |
| | | 0902 | Tea, whether or not flavoured: | 11.94 |
| | | 8519 | Turntables (record-decks), record-players, cassette-players and other sound reproducing: | 0.42 |
| | | 7204 | Ferrous waste and scrap; remelting scrap ingots of iron or steel: | 0.11 |
| | | 7311 | : | 0.06 |
| | | 3917 | Tubes, pipes and hoses, and fittings thereof (for example, joints, elbows, flanges), of: | 0.04 |
| | | 2302 | Bran, sharps and other residues, whether or not in the form of pellets | 0.04 |

TABLE 7A: INTRA-EAC DOMESTIC EXPORTS OF MAJOR TWENTY PRODUCTS, 2014 (US\$, MILLION)

| Partner State | Country of Destination | Hs Level | Description of Goods | 2014 |
|---------------|------------------------|----------|--|-------|
| Burundi | Kenya | 4 digits | | |
| | | 2710 | Petroleum oils and oils obtained from bituminous minerals, other than crude; preparation: | 0.03 |
| | | 7001 | Cullet and other waste and scrap of glass; glass in the mass.: | 0.03 |
| | | 8704 | Motor vehicles for the transport of goods: | 0.02 |
| | | 2401 | Unmanufactured tobacco; tobacco refuse: | 0.01 |
| | | 8443 | Printing machinery used for printing by means of the printing type, blocks, plates, etc: | 0.01 |
| | | 8548 | : | 0.00 |
| | | 3915 | Waste, parings and scrap, of plastics: | 0.00 |
| | | 8708 | Parts and accessories of the motor vehicles of headings 87.01 to 87.05.: | 0.00 |
| | | 8438 | Machinery, not specified or included elsewhere in this chapter, for the industrial preparations: | 0.00 |
| | | 8506 | Primary cells and primary batteries: | 0.00 |
| | | 4409 | Wood (including strips and friezes for parquet flooring, not assembled) | 0.00 |
| | | 4911 | Other printed matter, including printed pictures and photographs: | 0.00 |
| | | 7613 | : | 0.00 |
| | | 4202 | Trunks, suit-cases, vanity-cases, executive-cases, brief-cases, school satchels | 0.00 |
| | Tanzania | 2 digits | | |
| | | 22 | Beverages, spirits and vinegar | 0.462 |
| | | 72 | Iron and steel | 0.435 |
| | | 70 | Glass and glassware | 0.401 |
| | | 24 | Tobacco and manufactured tobacco substitutes | 0.316 |
| | | 34 | Soap, organic surface-active agents, washing preparations, etc | 0.281 |
| | | 39 | Plastics and articles thereof | 0.270 |
| | | 38 | Miscellaneous chemical products | 0.180 |
| | | 87 | Vehicles other than railway/tramway roll-stock, parts & accessories | 0.129 |
| | | 09 | Coffee, tea, mate and spices | 0.111 |
| | | 08 | Edible fruit and nuts; peel of citrus fruit or melons | 0.062 |
| | | 85 | Electrical machinery equipment parts thereof, sound recorder etc | 0.021 |
| | | 55 | Man-made staple fibres | 0.019 |
| | | 48 | Paper & paperboard; art of paper pulp, paper/paperboard | 0.007 |
| | | 84 | Nuclear reactors, boilers, machinery & mechanical appliance, parts | 0.006 |
| | | 44 | Wood and articles of wood; wood charcoal | 0.005 |
| | | 73 | Articles of iron and steel | 0.003 |
| | | 63 | Other made up textile articles; sets; worn clothing etc | 0.003 |
| | | 40 | Rubber and articles thereof | 0.003 |
| | | 12 | Oil seed, oleaginous fruits; miscellaneous grain, seed, fruit etc | 0.002 |
| | | 01 | Live animals | 0.002 |
| | | 4 digits | | |
| | | 2203 | Beer made from malt: | 0.46 |
| | | 7010 | Carboys, bottles, flasks, jars, pots, phials, ampoules and other containers, of glass, | 0.38 |
| | | 2402 | Cigars, cheroots, cigarillos and cigarettes, of tobacco or of tobacco substitutes: | 0.32 |
| | | 3401 | Soap; organic surface-active products and preparations for use as soap, in the form of b: | 0.28 |

TABLE 7A: INTRA-EAC DOMESTIC EXPORTS OF MAJOR TWENTY PRODUCTS, 2014 (US\$, MILLION)

| Partner State | Country of Destination | Hs Level | Description of Goods | 2014 |
|---------------|------------------------|----------|---|-------|
| | | 3923 | Articles for the conveyance or packing of goods, of plastics; stoppers, lids, caps : | 0.27 |
| | | 7204 | Ferrous waste and scrap; remelting scrap ingots of iron or steel: | 0.26 |
| | | 3824 | : | 0.18 |
| | | 7219 | Flat-rolled products of stainless steel, of a width of 600 mm or more: | 0.17 |
| | | 8703 | Motor cars and other motor vehicles principally designed for the transport of persons | 0.13 |
| | | 0902 | Tea, whether or not flavoured: | 0.11 |
| | | 0804 | Dates, figs, pineapples, avocados, guavas, mangoes and mangosteens, fresh or dried: | 0.03 |
| | | 0803 | Bananas, including plantains, fresh or dried: | 0.03 |
| | | 7001 | Cullet and other waste and scrap of glass; glass in the mass.: | 0.02 |
| | | 5502 | : | 0.02 |
| | | 8548 | : | 0.02 |
| | | 4813 | Cigarette paper, whether or not cut to size or in the form of booklets or tubes.: | 0.01 |
| | | 0801 | Coconuts, brazil nuts and cashew nuts, fresh or dried, whether or not shelled or peeled.: | 0.00 |
| | | 4413 | Densified wood, in blocks, plates, strips or profile shapes.: | 0.00 |
| | | 7308 | Structures (excluding prefabricated buildings of heading 94.06) and parts of structures: | 0.00 |
| | | 0901 | Coffee, whether or not roasted or decaffeinated; coffee husks and skins; coffee substitute: | 0.00 |
| | Uganda | 2 digits | | |
| | | 09 | Coffee, tea, mate and spices | 1.555 |
| | | 72 | Iron and steel | 0.824 |
| | | 84 | Nuclear reactors, boilers, machinery & mechanical appliance, parts | 0.287 |
| | | 81 | Other base metals, cermets, articles thereof | 0.131 |
| | | 39 | Plastics and articles thereof | 0.054 |
| | | 87 | Vehicles other than railway/tramway roll-stock, parts & accessories | 0.049 |
| | | 41 | Raw hides and skins (other than furskins) and leather | 0.025 |
| | | 73 | Articles of iron and steel | 0.013 |
| | | 34 | Soap, organic surface-active agents, washing preparations, etc | 0.012 |
| | | 33 | Essential oils & resinoids; perfumery, cosmetic/toilet preparations | 0.008 |
| | | 08 | Edible fruit and nuts; peel of citrus fruit or melons | 0.006 |
| | | 63 | Other made up textile articles; sets; worn clothing etc | 0.004 |
| | | 76 | Aluminium and articles thereof | 0.004 |
| | | 90 | Optical, photographic, cinematography, measuring, checking, precision, medical or surgical instruments and apparatus; parts and accessories thereof | 0.003 |
| | | 85 | Electrical machinery equipment parts thereof, sound recorder etc | 0.003 |
| | | 96 | Miscellaneous manufactured articles | 0.002 |
| | | 48 | Paper & paperboard; art of paper pulp, paper/paperboard | 0.001 |
| | | 07 | Edible vegetables and certain roots and tubers | 0.001 |
| | | 82 | Tool, implement, cutlery, spoon & fork, of base metal etc | 0.001 |
| | | 49 | Printed books, newspapers, pictures & other product etc | 0.000 |
| | | 4 digits | | |
| | | 0901 | Coffee, whether or not roasted or decaffeinated; coffee husks and skins; coffee substitutes containing coffee: | 1.56 |
| | | 7204 | Ferrous waste and scrap; remelting scrap ingots of iron or steel: | 0.82 |

TABLE 7A: INTRA-EAC DOMESTIC EXPORTS OF MAJOR TWENTY PRODUCTS, 2014 (US\$, MILLION)

| Partner State | Country of Destination | Hs Level | Description of Goods | 2014 |
|---------------|------------------------|----------|---|-------|
| | Uganda | 4 digits | | |
| | | 7204 | Ferrous waste and scrap; remelting scrap ingots of iron or steel: | 0.82 |
| | | 8112 | Beryllium, chromium, germanium, vanadium, gallium, hafnium, indium, niobium (columbium): | 0.13 |
| | | 8429 | Self-propelled bulldozers, angle dozers, graders, levellers, scrapers, mechanical shovels: | 0.10 |
| | | 8462 | Machine-tools (including presses) for working metal by forging, hammering or die-stamping: | 0.08 |
| | | 8422 | Dish washing machines; machinery for cleaning or drying bottles or other containers: | 0.04 |
| | | 8704 | Motor vehicles for the transport of goods.: | 0.04 |
| | | 3901 | Polymers of ethylene, in primary forms.: | 0.03 |
| | | 4101 | Raw hides and skins of bovine (including buffalo) or equine animals (fresh, or salted): | 0.03 |
| | | 8438 | Machinery, not specified or included elsewhere in this chapter, for the industrial preparations: | 0.02 |
| | | 8441 | Other machinery for making up paper pulp, paper or paperboard, including cutting machine: | 0.02 |
| | | 3917 | Tubes, pipes and hoses, and fittings thereof (for example, joints, elbows, flanges), of: | 0.02 |
| | | 3401 | Soap; organic surface-active products and preparations for use as soap, in the form of b: | 0.01 |
| | | 8421 | Centrifuges, including centrifugal dryers; filtering or purifying machinery and apparatus: | 0.01 |
| | | 8703 | Motor cars and other motor vehicles principally designed for the transport of persons | 0.01 |
| | | 3923 | Articles for the conveyance or packing of goods, of plastics; stoppers, lids, caps | 0.01 |
| | | 7306 | Other tubes, pipes and hollow profiles (for example, open seam or welded, riveted or similarly closed): | 0.01 |
| | | 3306 | Preparations for oral or dental hygiene, including denture fixative pastes and powders: | 0.01 |
| | | 7216 | Angles, shapes and sections of iron or non-alloy steel: | 0.01 |
| | | 8443 | Printing machinery used for printing by means of the printing type, blocks, plates, etc: | 0.01 |
| | Rwanda | 2 digits | | |
| | | 34 | Soap, organic surface-active agents, washing preparations, etc | 2.245 |
| | | 09 | Coffee, tea, mate and spices | 0.658 |
| | | 87 | Vehicles other than railway/tramway roll-stock, parts & accessories | 0.431 |
| | | 72 | Iron and steel | 0.299 |
| | | 73 | Articles of iron and steel | 0.183 |
| | | 10 | Cereals | 0.178 |
| | | 39 | Plastics and articles thereof | 0.162 |
| | | 33 | Essential oils & resinoids; perfumery, cosmetic/toilet preparations | 0.129 |
| | | 70 | Glass and glassware | 0.095 |
| | | 08 | Edible fruit and nuts; peel of citrus fruit or melons | 0.078 |
| | | 41 | Raw hides and skins (other than furskins) and leather | 0.078 |
| | | 52 | Cotton | 0.067 |
| | | 84 | Nuclear reactors, boilers, machinery & mechanical appliance, parts | 0.065 |
| | | 85 | Electrical machinery equipment parts thereof, sound recorder, etc | 0.064 |
| | | 21 | Miscellaneous edible preparations | 0.062 |
| | | 40 | Rubber and articles thereof | 0.050 |
| | | 22 | Beverages, spirits and vinegar | 0.049 |
| | | 17 | Sugars and sugar confectionery | 0.042 |
| | | 28 | Inorganic chemicals; compounds of precious metals, radioactive elements, etc | 0.040 |
| | | 81 | Other base metals, cermet, articles thereof | 0.034 |

TABLE 7A: INTRA-EAC DOMESTIC EXPORTS OF MAJOR TWENTY PRODUCTS, 2014 (US\$, MILLION)

| Partner State | Country of Destination | Hs Level | Description of Goods | 2014 |
|---------------|------------------------|----------|--|--------|
| | Rwanda | 4 digits | | |
| | | 3401 | Soap; organic surface-active products and preparations for use as soap, in the form of b: | 2.24 |
| | | 0901 | Coffee, whether or not roasted or decaffeinated; coffee husks and skins; coffee substitutes containing coffee: | 0.66 |
| | | 8703 | Motor cars and other motor vehicles principally designed for the transport of persons : | 0.39 |
| | | 7311 | : | 0.18 |
| | | 1001 | Wheat and meslin.: | 0.18 |
| | | 7214 | Other bars and rods of iron or non-alloy steel, not further worked than forged, hot-roll: | 0.18 |
| | | 3925 | Builders' ware of plastics, not elsewhere specified or included: | 0.15 |
| | | 7010 | Carboys, bottles, flasks, jars, pots, phials, ampoules and other containers, of glass: | 0.10 |
| | | 4101 | Raw hides and skins of bovine (including buffalo) or equine animals (fresh, or salted): | 0.08 |
| | | 3302 | Mixtures of odoriferous substances and mixtures (including alcoholic solutions) | 0.07 |
| | | 0810 | Other fruit, fresh.: | 0.07 |
| | | 5203 | Cotton, carded or combed.: | 0.07 |
| | | 7204 | Ferrous waste and scrap; remelting scrap ingots of iron or steel: | 0.07 |
| | | 2106 | Food preparations not elsewhere specified or included: | 0.06 |
| | | 7219 | Flat-rolled products of stainless steel, of a width of 600 mm or more: | 0.06 |
| | | 3305 | Preparations for use on the hair: | 0.05 |
| | | 4009 | Tubes, pipes and hoses, of vulcanised rubber other than hard rubber, with or without the: | 0.05 |
| | | 8428 | Other lifting, handling, loading or unloading machinery (for example, lifts, escalators): | 0.05 |
| | | 2203 | Beer made from malt: | 0.04 |
| | | 1704 | Sugar confectionery (including white chocolate), not containing cocoa: | 0.04 |
| Tanzania | Kenya | 2 digits | | |
| | | 28 | Inorganic chemicals; compounds of precious metals, radioactive elements, etc | 124.49 |
| | | 84 | Nuclear reactors, boilers, machinery & mechanical appliance; parts | 51.12 |
| | | 34 | Soap, organic surface-active agents, washing preparations, etc | 42.90 |
| | | 30 | Pharmaceutical products | 41.27 |
| | | 39 | Plastics and articles thereof | 32.57 |
| | | 88 | Aircraft, spacecraft, and parts of | 31.93 |
| | | 87 | Vehicles other than railw/tramway roll-stock, parts & accessories | 30.26 |
| | | 15 | Animal/vegetable fats & oil & their cleavage products, etc | 28.88 |
| | | 25 | Salt; sulphur; earth & stone; plastering material; lime & cement | 27.35 |
| | | 85 | Electrical machinery equipment parts thereof; sound recorder, etc | 20.96 |
| | | 73 | Articles of iron and steel | 14.73 |
| | | 76 | Aluminium and articles thereof | 14.17 |
| | | 17 | Sugars and sugar confectionery | 14.08 |
| | | 49 | Printed books, newspapers, pictures & other product, etc | 13.32 |
| | | 94 | Furniture; bedding, mattress, mattress support, cushion, etc | 12.56 |
| | | 27 | Mineral fuels, oils & product of their distillation, etc | 12.50 |
| | | 83 | Miscellaneous articles of base metal | 11.38 |
| | | 02 | Meat and edible meat offal | 10.40 |
| | | 48 | Paper & paperboard; art of paper pulp, paper/paperboard | 10.10 |
| | | 04 | Dairy products; birds' eggs; natural honey; edible products nes | 9.60 |

TABLE 7A: INTRA-EAC DOMESTIC EXPORTS OF MAJOR TWENTY PRODUCTS, 2014 (US\$, MILLION)

| Partner State | Country of Destination | Hs Level | Description of Goods | 2014 |
|---------------|------------------------|----------|---|--------|
| | | 4 digits | | |
| | | 2839 | Silicates; commercial alkali metal silicates | 114.43 |
| | | 3004 | Medicaments of mixed or unmixed products, for retail sale | 37.99 |
| | | 8802 | Other aircraft (eg helicopters, aeroplanes); spacecraft, etc | 30.48 |
| | | 3401 | Soap; organic surface-active products in bars, etc; paper with soap, etc | 26.53 |
| | | 3923 | Articles for conveyance or packing of goods, of plastics | 22.39 |
| | | 8431 | Parts suitable for use with the machinery of 84.25 to 84.30 | 20.66 |
| | | 2523 | Portland cement, aluminous cement, persulphate cement, etc | 17.04 |
| | | 3402 | Non-soap surface-active agents; washing preparations in powder, liquid, etc | 14.5 |
| | | 1517 | Margarine; edible preparations of animal or vegetable fats or oils, nes | 13.83 |
| | | 1704 | Sugar confectionery (incl. white chocolate), not containing cocoa | 13.81 |
| | | 8716 | Trailers and semi-trailers; other vehicles, not mechanically propelled | 12.39 |
| | | 8507 | Electric accumulators (incl. separators thereof) | 11.56 |
| | | 2710 | Petroleum oils and oils obtained from bituminous minerals, other than crude | 11.01 |
| | | 8309 | Stoppers, caps and lids, capsules for bottles of base metal | 9.9 |
| | | 2501 | Salt/pure sodium chloride whether or not containing anti-caking agents; seawater | 9.75 |
| | | 0401 | Milk and cream, not concentrated or sweetened | 9.11 |
| | | 8479 | Machines and mechanical appliances, having individual functions, nes | 8.76 |
| | | 7615 | Table, kitchen, household and sanitary articles. of aluminium | 8.62 |
| | | 9406 | Prefabricated buildings | 8.44 |
| | | 1511 | Palm oil and its fractions whether or not refined not chemically modified | 8.11 |
| | Uganda | 2 digits | | |
| | | 44 | Wood and articles of wood; wood charcoal | 13.63 |
| | | 84 | Nuclear reactors, boilers, machinery & mechanical appliance; parts | 4.21 |
| | | 87 | Vehicles other than railway/tramway roll-stock, parts & accessories | 3.79 |
| | | 30 | Pharmaceutical products | 3.54 |
| | | 15 | Animal/vegetable fats & oil & their cleavage products; etc | 2.43 |
| | | 85 | Electrical machinery equipment parts thereof; sound recorder , etc | 2.4 |
| | | 24 | Tobacco and manufactured tobacco substitutes | 2.38 |
| | | 34 | Soap, organic surface-active agents, washing preparations, etc | 1.99 |
| | | 90 | Optical, photographic, cinematography, measuring, checking, precision, etc instruments and apparatus; parts and accessories thereof | 1.83 |
| | | 72 | Iron and steel | 1.45 |
| | | 22 | Beverages, spirits and vinegar | 1.35 |
| | | 12 | Oil seed, oleaginous fruits; miscellaneous grain, seed, fruit, etc | 1.33 |
| | | 48 | Paper & paperboard; art of paper pulp, paper/paperboard | 1.2 |
| | | 10 | Cereals | 1.12 |
| | | 04 | Dairy products; birds' eggs; natural honey; edible products nes | 1.07 |
| | | 07 | Edible vegetables and certain roots and tubers | 1.05 |
| | | 33 | Essential oils & resinoids; perfumery, cosmetic/toilet preparations | 0.78 |
| | | 39 | Plastics and articles thereof | 0.57 |
| | | 27 | Mineral fuels, oils & product of their distillation; etc | 0.49 |
| | | 73 | Articles of iron and steel | 0.24 |

TABLE 7A: INTRA-EAC DOMESTIC EXPORTS OF MAJOR TWENTY PRODUCTS, 2014 (US\$, MILLION)

| Partner State | Country of Destination | Hs Level | Description of Goods | 2014 |
|---------------|------------------------|----------|---|------|
| | Uganda | 4 digits | | |
| | | 4404 | Hoopwood; split poles; piles, etc; wooden sticks, etc; chipwood | 8.72 |
| | | 4403 | Wood in the rough or roughly squared | 4.91 |
| | | 3004 | Medicaments of mixed or unmixed products, for retail sale | 3.48 |
| | | 2401 | Unmanufactured tobacco; tobacco refuse | 2.38 |
| | | 8704 | Motor vehicles for the transport of goods | 2.22 |
| | | 3401 | Soap; organic surface-active products in bars, etc; paper with soap, etc | 1.85 |
| | | 8429 | Self-propelled bulldozers, angle dozers, graders, levellers, etc | 1.35 |
| | | 8703 | Motor cars and other motor vehicles for the transport of persons | 1.33 |
| | | 7210 | Rolled iron or non-alloy steel, >=600mm wide, clad, plated or coated | 1.32 |
| | | 8459 | Machine-tools for drilling, boring, milling by removing metal | 1.26 |
| | | 2201 | Waters, (incl. mineral waters and aerated waters); ice and snow | 1.18 |
| | | 9015 | Surveying, hydrographic, oceanographic. instruments/appliances, nes | 1.15 |
| | | 1511 | Palm oil and its fractions whether or not refined not chemically modified | 1.02 |
| | | 8517 | Electrical apparatus for line telephony or line telegraphy | 0.92 |
| | | 4821 | Paper or paperboard labels of all kinds, whether or not printed | 0.92 |
| | | 1515 | Other fixed vegetable fats and oils (incl. Jojoba oil) and fractions | 0.83 |
| | | 0713 | Dried leguminous vegetables, shelled | 0.79 |
| | | 1008 | Buckwheat, millet and canary seed and other cereals, nes | 0.73 |
| | | 1201 | Soya beans | 0.67 |
| | Burundi | 2 digits | | |
| | | 38 | Miscellaneous chemical products | 0.28 |
| | | 22 | Beverages, spirits and vinegar | 0.17 |
| | | 87 | Vehicles other than railway/tramway roll-stock, parts & accessories | 0.07 |
| | | 39 | Plastics and articles thereof | 0.03 |
| | | 72 | Iron and steel | 0.02 |
| | | 09 | Coffee, tea, mate and spices | 0.00 |
| | | 10 | Cereals | 0.00 |
| | | 25 | Salt; sulphur; earth & stone; plastering material; lime & cement | 0.00 |
| | | 30 | Pharmaceutical products | 0.00 |
| | | 49 | Printed books, newspapers, pictures & other product etc | 0.00 |
| | | 62 | Art of apparel & clothing access, not knitted/crocheted | 0.00 |
| | | 83 | Miscellaneous articles of base metal | 0.00 |
| | | 85 | Electrical machinery equipment parts thereof; sound recorder, etc | 0.00 |
| | | 94 | Furniture; bedding, mattress, mattress support, cushion, etc | 0.00 |
| | | 4 digits | | |
| | | 3824 | Prepared binders for foundry mould or cores | 0.28 |
| | | 2203 | Beer made from malt | 0.17 |
| | | 8703 | Motor cars and other motor vehicles for the transport of persons | 0.03 |
| | | 3915 | Waste, parings and scrap, of plastics | 0.03 |
| | | 8704 | Motor vehicles for the transport of goods | 0.02 |
| | | 7224 | Other alloy steel in primary forms; semi-products thereof | 0.02 |
| | | 8711 | Motorcycles (incl. Mopeds) and cycles fitted with an auxiliary motor | 0.01 |
| | | 8707 | Bodies (incl. Cabs) for the motorvehicles of 87.01 to 87.05 | 0.01 |

TABLE 7A: INTRA-EAC DOMESTIC EXPORTS OF MAJOR TWENTY PRODUCTS, 2014 (US\$, MILLION)

| Partner State | Country of Destination | Hs Level | Description of Goods | 2014 |
|---------------|------------------------|----------|---|-------|
| | Burundi | 4 digits | | |
| | | 8708 | Parts and accessories of the motor vehicles of 87.01 to 87.05 | 0.00 |
| | | 8305 | Fittings for loose-leaf binders or files, letter clips of base metal | 0.00 |
| | | 8517 | Electrical apparatus for line telephony or line telegraphy | 0.00 |
| | | 0901 | Coffee; coffee husks and skins; coffee substitutes containing coffee | 0.00 |
| | | 9403 | Other furniture and parts thereof | 0.00 |
| | | 6203 | Men's or boys' suits, ensembles, jackets, blazers, trousers, etc | 0.00 |
| | Rwanda | 2 digits | | |
| | | 44 | Wood and articles of wood; wood charcoal | 2.57 |
| | | 85 | Electrical machinery equipment parts thereof; sound recorder, etc | 0.32 |
| | | 1704 | Sugar confectionery (incl. white chocolate), not containing cocoa | 13.81 |
| | | 87 | Vehicles other /than railway/tramway roll-stock, parts & accessories | 0.16 |
| | | 84 | Nuclear reactors, boilers, machinery & mechanical appliance; parts | 0.07 |
| | | 90 | Optical, photographic, cinematography, measuring, checking, precision, medical or surgical instruments and apparatus; parts and accessories thereof | 0.03 |
| | | 70 | Glass and glassware | 0.01 |
| | | 82 | Tool, implement, cutlery, spoon & fork, of base metal, etc | 0.01 |
| | | 22 | Beverages, spirits and vinegar | 0.01 |
| | | 28 | Inorganic chemicals; compounds of precious metals, radioactive elements, etc | 0.01 |
| | | 25 | Salt; sulphur; earth & stone; plastering material; lime & cement | 0.00 |
| | | 96 | Miscellaneous manufactured articles | 0.00 |
| | | 71 | Natural/cultured pearls, prec stones & metals, coin, etc | 0.00 |
| | | 40 | Rubber and articles thereof | 0.00 |
| | | 72 | Iron and steel | 0.00 |
| | | 42 | Articles of leather; saddlery/harness; travel goods, etc | 0.00 |
| | | 73 | Articles of iron and steel | 0.00 |
| | | 68 | Art of stone, plaster, cement, asbestos, mica/sim material | 0.00 |
| | | 39 | Plastics and articles thereof | 0.00 |
| | | 62 | Art of apparel & clothing access, not knitted/crocheted | 0.00 |
| | | 61 | Art of apparel & clothing access, knitted or crocheted | 0.00 |
| | | 4 digits | | |
| | | 4404 | Hoopwood; split poles; piles, etc; wooden sticks, etc; chipwood | 2.03 |
| | | 4403 | Wood in the rough or roughly squared | 0.54 |
| | | 8517 | Electrical apparatus for line telephony or line telegraphy | 0.16 |
| | | 8704 | Motor vehicles for the transport of goods | 0.09 |
| | | 8521 | Video recording or reproducing apparatus | 0.04 |
| | | 8703 | Motor cars and other motor vehicles for the transport of persons | 0.03 |
| | | 9022 | Apparatus based on x-rays or on alpha, beta or gamma radiation, etc | 0.03 |
| | | 8430 | Earth moving... Machinery, nes; pile-drivers/extractors; snow-ploughs | 0.02 |
| | | 8716 | Trailers and semi-trailers; other vehicles, not mechanically propelled | 0.02 |
| | | 8542 | Electronic integrated circuits and micro assemblies | 0.02 |
| | | 8528 | Television receivers (incl. video monitors and video projectors) | 0.02 |
| | | 8518 | Microphones; loudspeakers; headphones...; electric amplifiers... | 0.02 |
| | | 8538 | Parts suitable for use with the apparatus of 85.35, 85.36 or 85.37 | 0.02 |

TABLE 7A: INTRA-EAC DOMESTIC EXPORTS OF MAJOR TWENTY PRODUCTS, 2014 (US\$, MILLION)

| Partner State | Country of Destination | Hs Level | Description of Goods | 2014 |
|---------------|------------------------|----------|---|------|
| Rwanda | 2 digits | | | |
| | | 8435 | Presses, crushers, etc, for making wine, cider, fruit juices, etc | 0.01 |
| | | 7001 | Cullet and other waste of glass | 0.01 |
| | | 8205 | Hand tools, nes; blow lamps; vices, clamps, etc; anvils, etc | 0.01 |
| | | 8536 | Electrical apparatus for switching electrical circuits, =<1000v | 0.01 |
| | | 2203 | Beer made from malt | 0.01 |
| | | 8507 | Electric accumulators (incl. separators thereof) | 0.01 |
| | | 8701 | Tractors (excl. Tractors of 87.09) | 0.01 |

TABLE 7B: INTRA-EAC DOMESTIC EXPORTS OF MAJOR TWENTY PRODUCTS, 2015 (US\$, MILLION)

| Partner State | Country of Destination | Hs Level | Description of Goods | 2014 |
|---------------|------------------------|----------|---|-------|
| Uganda | Burundi | 2 digits | | |
| | | 72 | Iron and steel | 11.01 |
| | | 24 | Tobacco and manufactured tobacco substitutes | 7.60 |
| | | 48 | Paper & paperboard; art of paper pulp, paper/paperboard | 3.84 |
| | | 73 | Articles of iron or steel | 3.10 |
| | | 39 | Plastics and articles thereof | 2.97 |
| | | 15 | Animal/vegetable fats & oils & their cleavage products, etc | 2.04 |
| | | 30 | Pharmaceutical products | 1.19 |
| | | 94 | Furniture; bedding, mattress, mattress support, cushion, etc | 1.01 |
| | | 11 | Products of the milling industry; malt; starches; inulin; wheat gluten | 0.75 |
| | | 33 | Essential oils & resinoids; perfumery, cosmetic/toilet preparations | 0.68 |
| | | 01 | Live animals | 0.66 |
| | | 63 | Other made up textile articles; sets; worn clothing, etc | 0.60 |
| | | 32 | Tanning/dyeing extract; tannins & derivatives; pigments, etc | 0.60 |
| | | 44 | Wood and articles of wood; wood charcoal | 0.48 |
| | | 22 | Beverages, spirits and vinegar | 0.42 |
| | | 64 | Footwear, gaiters and the like; parts of such articles | 0.42 |
| | | 07 | Edible vegetables and certain roots and tubers | 0.41 |
| | | 10 | Cereals | 0.37 |
| | | 67 | Prepared feathers & down; arti flower; articles human hair | 0.36 |
| | | 76 | Aluminium and articles thereof | 0.33 |
| | | 4 digits | | |
| | | 7210 | Rolled iron or non-alloy steel, >=600mm wide, clad, plated or coated | 7.59 |
| | | 2403 | Other manufactured tobacco and substitutes; homogenized tobacco, etc | 5.29 |
| | | 4820 | Registers, account books, etc; albums for samples, of paper, paperboard | 3.43 |
| | | 3923 | Articles for the of goods, of plastics; stoppers, etc, of plastics | 2.35 |
| | | 2401 | Unmanufactured tobacco; tobacco refuse | 2.30 |
| | | 7306 | Other tubes, pipes and hollow profiles of iron or steel, welded, nes | 2.18 |
| | | 7214 | Iron/steel bars and rods, forged, etc (incl. twisted), uncoiled | 1.42 |
| | | 1516 | Animal or vegetable fats and oils and fractions, hydrogenated, etc | 1.25 |
| | | 3003 | Medicaments with >=2 constituents mixed together, not for retail sale | 0.76 |

TABLE 7B: INTRA-EAC DOMESTIC EXPORTS OF MAJOR TWENTY PRODUCTS, 2015 (US\$, MILLION)

| Partner State | Country of Destination | Hs Level | Description of Goods | 2014 |
|---------------|------------------------|----------|---|-------|
| Uganda | Burundi | 2 digits | | |
| | | 1102 | Cereal flours, (excl. wheat or meslin) | 0.73 |
| | | 1511 | Palm oil and its fractions | 0.69 |
| | | 3304 | Beauty, make-up, skin-care (incl. suntan), manicure preparations | 0.68 |
| | | 0102 | Live bovine animals | 0.64 |
| | | 9404 | Mattress supports; articles of bedding, sprung, stuffed, etc | 0.59 |
| | | 3208 | Paints and varnishes based on polymers in a non-aqueous medium | 0.54 |
| | | 7206 | Iron and non-alloy steel in ingots or other primary forms, nes | 0.54 |
| | | 94 | Furniture; bedding, mattress, mattress support, cushion, etc | 1.01 |
| | | 11 | Products of the milling industry; malt; starches; inulin; wheat gluten | 0.75 |
| | | 33 | Essential oils & resinoids; perfumery, cosmetic/toilet preparations Domestic Exports of Major Twenty Products, 2015 (US\$, million) | 0.68 |
| | | 7208 | Hot-rolled iron or non-alloy steel, >=600mm wide | 0.53 |
| | | 6305 | Sacks and bags, used for packing goods | 0.48 |
| | | 9406 | Prefabricated buildings | 0.42 |
| | | 4819 | Cartons, boxes, etc; box files, etc, of paper, paperboard, etc | 0.39 |
| | Kenya | 2 digits | | |
| | | 09 | Coffee, tea, mate and spices | 69.69 |
| | | 10 | Cereals | 61.55 |
| | | 07 | Edible vegetables and certain roots and tubers | 47.77 |
| | | 24 | Tobacco and manufactured tobacco substitutes | 44.69 |
| | | 04 | Dairy products; birds' eggs; natural honey; edible products nes | 30.50 |
| | | 23 | Residues & waste from the food industries; prepared animal fodder | 13.23 |
| | | 12 | Oil seed, oleaginous fruits; miscellaneous grain, seed, fruit, etc | 12.34 |
| | | 27 | Mineral fuels, oils & product of their distillation, etc | 11.06 |
| | | 48 | Paper & paperboard; art of paper pulp, paper/paperboard | 10.94 |
| | | 17 | Sugars and sugar confectionery | 10.59 |
| | | 44 | Wood and articles of wood; wood charcoal | 6.10 |
| | | 87 | Vehicles other than railway/tramway roll-stock, parts & accessories | 4.10 |
| | | 72 | Iron and steel | 3.55 |
| | | 33 | Essential oils & resinoids; perfumery, cosmetic/toilet preparations | 3.52 |
| | | 15 | Animal/vegetable fats & oils & their cleavage products, etc | 2.33 |
| | | 52 | Cotton | 2.29 |
| | | 11 | Products of the milling industry; malt; starches; inulin; wheat gluten | 2.08 |
| | | 84 | Nuclear reactors, boilers, machinery & mechanical appliance; parts | 1.87 |
| | | 85 | Electrical machinery equipment parts thereof; sound recorder etc | 1.60 |
| | | 30 | Pharmaceutical products | 1.46 |
| | | 4 digits | | |
| | | 0902 | Tea | 82.77 |
| | | 0713 | Dried leguminous vegetables, shelled | 47.34 |
| | | 1005 | Maize(corn) | 28.81 |
| | | 2401 | Unmanufactured tobacco; tobacco refuse | 15.33 |
| | | 0402 | Milk and cream, concentrated or sweetened | 10.05 |
| | | 1008 | Buckwheat, millet and canary seed and other cereals, nes | 4.27 |
| | | 2716 | Electrical energy | 4.01 |

TABLE 7B: INTRA-EAC DOMESTIC EXPORTS OF MAJOR TWENTY PRODUCTS, 2015 (US\$, MILLION)

| Partner State | Country of Destination | Hs Level | Description of Goods | 2014 |
|---------------|------------------------|----------|--|-------|
| | Kenya | 4 digits | | |
| | | 1701 | Cane or beet sugar and chemically pure sucrose, in solid form | 3.83 |
| | | 4813 | Cigarette paper | 3.65 |
| | | 0401 | Milk and cream, not concentrated or sweetened | 3.40 |
| | | 2302 | Brans, sharps and other residues, derived from working of cereals', etc | 3.21 |
| | | 1202 | Ground-nuts, not roasted or otherwise cooked | 2.77 |
| | | 1207 | Other oil seeds and oleaginous fruits | 2.27 |
| | | 2306 | Oil-cake and other solid residues, of vegetable fats | 2.01 |
| | | 3304 | Beauty, make-up, skin-care (incl. Suntan), manicure... Preparations | 1.97 |
| | | 2304 | Oil-cake and other solid residues, of soya-bean | 1.62 |
| | | 4404 | Hoopwood; split poles; piles, etc; wooden sticks, etc; chipwood | 1.62 |
| | | 5203 | Cotton, carded or combed | 1.37 |
| | | 1512 | Sunflower-seed, safflower or cotton-seed oil and their fractions | 1.20 |
| | | 7216 | Angles, shapes and sections of iron or non-alloy steel | 1.09 |
| | Rwanda | 2 digits | | |
| | | 25 | Salt; sulphur; earth & stone; plastering material; lime & cement | 48.42 |
| | | 15 | Animal/vegetable fats & oils & their cleavage products; etc | 38.93 |
| | | 34 | Soap, organic surface-active agents, washing preparations, etc | 15.59 |
| | | 10 | Cereals | 14.61 |
| | | 72 | Iron and steel | 14.08 |
| | | 17 | Sugars and sugar confectionery | 7.50 |
| | | 39 | Plastics and articles thereof | 7.09 |
| | | 48 | Paper & paperboard; art of paper pulp, paper/paperboard | 5.68 |
| | | 73 | Articles of iron or steel | 5.38 |
| | | 22 | Beverages, spirits and vinegar | 5.23 |
| | | 44 | Wood and articles of wood; wood charcoal | 4.48 |
| | | 33 | Essential oils & resinoids; perfumery, cosmetic/toilet preparations | 4.35 |
| | | 03 | Fish & crustacean, mollusc & other aquatic invertebrate | 4.12 |
| | | 12 | Oil seed, oleaginous fruits; miscellaneous grain, seed, fruit etc | 3.97 |
| | | 84 | Nuclear reactors, boilers, machinery & mechanical appliance; parts | 3.22 |
| | | 07 | Edible vegetables and certain roots and tubers | 3.09 |
| | | 32 | Tanning/dyeing extract; tannins & derivatives; pigments, etc | 2.95 |
| | | 76 | Aluminium and articles thereof | 2.10 |
| | | 11 | Products of the milling industry; malt; starches; inulin; wheat gluten | 1.83 |
| | | 85 | Electrical machinery equipment parts thereof; sound recorder, etc | 1.75 |
| | | 4 digits | | |
| | | 2523 | Portland cement, aluminous cement, persulphate cement, etc | 48.28 |
| | | 1516 | Animal or vegetable fats and oils and fractions, hydrogenated, etc | 32.19 |
| | | 3401 | Soap; organic surface-active products in bars, etc; paper with soap, etc | 12.41 |
| | | 1005 | Maize(corn) | 10.35 |
| | | 1701 | Cane or beet sugar and chemically pure sucrose, in solid form | 7.28 |
| | | 7214 | Iron/steel bars and rods, forged, etc (incl. twisted), uncoiled | 5.78 |
| | | 4819 | Cartons, boxes, etc; box files, etc, of paper, paperboard, etc | 4.27 |
| | | 7306 | Other tubes, pipes and hollow profiles of iron or steel, welded, nes | 3.76 |
| | | 7210 | Rolled iron or non-alloy steel, >=600mm wide, clad, plated or coated | 3.70 |
| | | 1511 | Palm oil and its fractions | 3.61 |

TABLE 7B: INTRA-EAC DOMESTIC EXPORTS OF MAJOR TWENTY PRODUCTS, 2015 (US\$, MILLION)

| Partner State | Country of Destination | Hs Level | Description of Goods | 2014 |
|---------------|------------------------|----------|---|-------|
| | Rwanda | 4 digits | | |
| | | 1511 | Palm oil and its fractions | 3.61 |
| | | 1202 | Ground-nuts, not roasted or otherwise cooked | 3.38 |
| | | 4403 | Wood in the rough or roughly squared | 3.24 |
| | | 3402 | Non-soap surface-active agents; washing preparations, nes | 3.18 |
| | | 3923 | Articles for the of goods, of plastics; stoppers, etc, of plastics | 3.18 |
| | | 1007 | Grain sorghum | 2.93 |
| | | 0304 | Fish fillets and other fish meat, fresh, chilled or frozen | 2.69 |
| | | 3208 | Paints and varnishes based on polymers in a non-aqueous medium | 2.69 |
| | | 3304 | Beauty, make-up, skin-care (incl. suntan), manicure preparations | 2.57 |
| | | 7217 | Wire of iron or non-alloy steel | 2.34 |
| | | 2208 | Undenatured ethyl alcohol of an alcoholic strength <80%; spirits, etc | 2.20 |
| | Tanzania | 2 digits | | |
| | | 72 | Iron and steel | 16.87 |
| | | 24 | Tobacco and manufactured tobacco substitutes | 10.08 |
| | | 27 | Mineral fuels, oils & product of their distillation, etc | 5.74 |
| | | 44 | Wood and articles of wood; wood charcoal | 3.17 |
| | | 48 | Paper & paperboard; art of paper pulp, paper/paperboard | 1.89 |
| | | 22 | Beverages, spirits and vinegar | 1.64 |
| | | 30 | Pharmaceutical products | 1.63 |
| | | 34 | Soap, organic surface-active agents, washing preparations, etc | 1.41 |
| | | 73 | Articles of iron or steel | 1.37 |
| | | 12 | Oil seed, oleaginous fruits; miscellaneous grain, seed, fruit, etc | 1.34 |
| | | 33 | Essential oils & resinoids; perfumery, cosmetic/toilet preparations | 1.06 |
| | | 10 | Cereals | 0.88 |
| | | 04 | Dairy products; birds' eggs; natural honey; edible products nes | 0.56 |
| | | 96 | Miscellaneous manufactured articles | 0.52 |
| | | 85 | Electrical machinery equipment parts thereof; sound recorder , etc | 0.31 |
| | | 15 | Animal/vegetable fats & oils & their cleavage products, etc | 0.27 |
| | | 39 | Plastics and articles thereof | 0.12 |
| | | 11 | Products of the milling industry; malt; starches; inulin; wheat gluten | 0.08 |
| | | 07 | Edible vegetables and certain roots and tubers | 0.07 |
| | | 23 | Residues & waste from the food industries; prepared animal fodder | 0.06 |
| | | 4 digits | | |
| | | 7210 | Rolled iron or non-alloy steel, >=600mm wide, clad, plated or coated | 16.22 |
| | | 2401 | Unmanufactured tobacco; tobacco refuse | 9.80 |
| | | 2716 | Electrical energy | 5.58 |
| | | 4403 | Wood in the rough or roughly squared | 3.16 |
| | | 4821 | Paper or paperboard labels of all kinds, whether or not printed | 1.78 |
| | | 3004 | Medicaments of mixed or unmixed products, for retail sale | 1.63 |
| | | 2201 | Waters, (incl. mineral waters and aerated waters); ice and snow | 1.46 |
| | | 3401 | Soap; organic surface-active products in bars, etc; paper with soap,etc | 1.34 |
| | | 3304 | Beauty, make-up, skin-care (incl. suntan), manicure. preparations | 0.90 |
| | | 1005 | Maize(corn) | 0.88 |
| | | 7317 | Nails, tacks, drawing pins, corrugated nails... Of iron or steel | 0.74 |

TABLE 7B: INTRA-EAC DOMESTIC EXPORTS OF MAJOR TWENTY PRODUCTS, 2015 (US\$, MILLION)

| Partner State | Country of Destination | Hs Level | Description of Goods | 2014 |
|---------------|------------------------|----------|---|-------|
| | Kenya | 4 digits | | |
| | | 9619 | Sanitary towels (pads) and tampons, napkins and napkin liners for babies and similar | 0.52 |
| | | 1207 | Other oil seeds and oleaginous fruits | 0.47 |
| | | 1211 | Plants and parts of plants, of a kind used in perfumery, pharmacy...etc | 0.43 |
| | | 7306 | Other tubes, pipes and hollow profiles of iron or steel, welded, nes | 0.38 |
| | | 7208 | Hot-rolled iron or non-alloy steel, >=600mm wide | 0.36 |
| | | 1209 | Seeds, fruits and spores, of a kind used for sowing | 0.34 |
| | | 7206 | | 0.29 |
| | | 2403 | Other manufactured tobacco and substitutes; homogenized tobacco, etc | 0.28 |
| | | 0401 | Milk and cream, not concentrated or sweetened | 0.27 |
| Kenya | Uganda | 2 digits | | |
| | | 25 | Salt; sulphur; earths and stone; plastering material | 92.54 |
| | | 72 | Iron and steel. | 54.85 |
| | | 22 | Beverages, spirits and vinegar. | 47.48 |
| | | 39 | Plastics and articles thereof. | 46.14 |
| | | 27 | Mineral fuels, mineral oils and products of their distillation | 40.43 |
| | | 30 | Pharmaceutical products. | 32.59 |
| | | 87 | Vehicles other than railway or tramway rolling-stock | 22.18 |
| | | 34 | Soap, organic surface-active agents, washing preparations | 21.97 |
| | | 17 | Sugars and sugar confectionery. | 18.28 |
| | | 48 | Paper and paperboard; articles of paper pulp, of paper or of paperboard | 16.49 |
| | | 28 | Inorganic chemicals; organic or inorganic compound | 16.22 |
| | | 21 | Miscellaneous edible preparations. | 15.77 |
| | | 73 | Articles of iron or steel. | 13.88 |
| | | 15 | Animal or vegetable fats and oils and their cleavage products; | 12.56 |
| | | 49 | Printed books, newspapers, pictures and other products | 10.64 |
| | | 31 | Fertilisers. | 10.35 |
| | | 38 | Miscellaneous chemical products. | 10.30 |
| | | 64 | Footwear, gaiters and the like; parts of such articles | 9.38 |
| | | 24 | Tobacco and manufactured tobacco substitutes. | 9.06 |
| | | 32 | Tanning or dyeing extracts; tannins and their derivatives; dyes, pigments and other colouring matter; paints and varnishes; putty and other mastics; inks | 8.05 |
| | | 4 digits | | |
| | | 2523 | Portland cement, aluminous cement, persulphate cement | 56.66 |
| | | 2710 | Petroleum oils and oils obtained from bituminous minerals, other than crude; preparation | 38.78 |
| | | 7210 | Rolled iron or non-alloy steel, >=600mm wide, clad | 37.78 |
| | | 2501 | Salt/pure sodium chloride whether or not containing anti-caking agents, seawater | 30.49 |
| | | 3004 | Medicaments of mixed or unmixed products, for retail sale | 29.88 |
| | | 3923 | Articles for conveyance or packing of goods, of plastics | 25.08 |
| | | 2203 | Beer made from malt | 17.68 |
| | | 1704 | Sugar confectionery (incl. white chocolate), not containing cocoa | 17.55 |
| | | 2207 | Ethyl alcohol, undenatured of >=80% alcohol, denatured | 15.38 |
| | | 3402 | Non-soap surface-active agents; washing preparations | 11.10 |
| | | 8716 | Trailers and semi-trailers; other vehicles, not ma not mechanically propelled | 9.59 |
| | | 1517 | Margarine; edible preparations of animal or vegetable fats or oils, nes | 9.16 |

TABLE 7B: INTRA-EAC DOMESTIC EXPORTS OF MAJOR TWENTY PRODUCTS, 2015 (US\$, MILLION)

| Partner State | Country of Destination | Hs Level | Description of Goods | 2014 |
|---------------|------------------------|----------|--|-------|
| Kenya | Uganda | 4 digits | | |
| | | 2402 | Cigars, cigarillos, cigarettes, etc, of tobacco or of tobacco substitutes | 9.06 |
| | | 2202 | Waters (incl. mineral and aerated), with added sugar | 9.01 |
| | | 8702 | Public-transport type passenger motor vehicles | 8.52 |
| | | 3105 | Mineral or chemical fertilizers, nes; other fertiliser | 8.31 |
| | | 2103 | Sauces and sauce preparations; mixed condiments | 8.13 |
| | | 3401 | Soap; organic surface-active products in bars, etc | 8.08 |
| | | 3808 | Insecticides, rodenticides and similar products | 8.01 |
| | | 7204 | Ferrous waste and scrap; remelting scrap ingots of | 7.34 |
| | Tanzania | 2 digits | | |
| | | 30 | Pharmaceutical products. | 23.69 |
| | | 39 | Plastics and articles thereof. | 19.46 |
| | | 34 | Soap, organic surface-active agents, washing preparations | 16.65 |
| | | 84 | Nuclear reactors, boilers, machinery and mechanical appliances | 16.45 |
| | | 17 | Sugars and sugar confectionery. | 15.48 |
| | | 85 | Electrical machinery and equipment and parts thereof | 15.05 |
| | | 25 | Salt; sulphur; earths and stone; plastering material | 14.04 |
| | | 87 | Vehicles other than railway or tramway rolling-stock | 13.23 |
| | | 76 | Aluminium and articles thereof. | 11.51 |
| | | 15 | Animal or vegetable fats and oils and their cleavage products; | 9.51 |
| | | 28 | Inorganic chemicals; organic or inorganic compound | 8.55 |
| | | 73 | Articles of iron or steel. | 7.78 |
| | | 48 | Paper and paperboard; articles of paper pulp, of paper or of paperboard | 7.44 |
| | | 83 | Miscellaneous articles of base metal. | 7.06 |
| | | 63 | Other made up textile articles; sets; worn clothing | 5.67 |
| | | 64 | Footwear, gaiters and the like; parts of such articles | 5.24 |
| | | 32 | Tanning or dyeing extracts; tannins and their derivatives | 5.19 |
| | | 02 | Meat and edible meat offal. | 5.17 |
| | | 94 | Furniture; bedding, mattresses, mattress supports, cushion, etc | 5.03 |
| | | 27 | Mineral fuels, mineral oils and products of their distillation | 4.69 |
| | | 4 digits | | |
| | | 3004 | Medicaments of mixed or unmixed products, for retail sale | 23.20 |
| | | 1704 | Sugar confectionery (incl. white chocolate), not containing cocoa | 15.15 |
| | | 3923 | Articles for conveyance or packing of goods, of plastics | 13.46 |
| | | 3401 | Soap; organic surface-active products in bars, etc | 10.18 |
| | | 7615 | Table, kitchen, household and sanitary articles... | 9.26 |
| | | 8507 | Electric accumulators (incl. separators thereof) | 9.24 |
| | | 2501 | Salt/pure sodium chloride whether or not containing anti-caking agents, seawater | 8.90 |
| | | 4821 | Paper or paperboard labels of all kinds, whether or not printed | 1.78 |
| | | 3004 | Medicaments of mixed or unmixed products, for retail sale | 1.63 |
| | | 2201 | Waters, (incl. mineral waters and aerated waters); ice and snow | 1.46 |
| | | 3401 | Soap; organic surface-active products in bars, etc; paper with soap,etc | 1.34 |
| | | 3304 | Beauty, make-up, skin-care (incl. suntan), manicure. preparations | 0.90 |
| | | 1005 | Maize(corn) | 0.88 |
| | | 7317 | Nails, tacks, drawing pins, corrugated nails... Of iron or steel | 0.74 |

TABLE 7B: INTRA-EAC DOMESTIC EXPORTS OF MAJOR TWENTY PRODUCTS, 2015 (US\$, MILLION)

| Partner State | Country of Destination | Hs Level | Description of Goods | 2014 |
|---------------|------------------------|----------|---|-------|
| | Tanzania | 4 digits | | |
| | | 8309 | Stoppers, caps and lids, capsules for bottles | 6.59 |
| | | 3402 | Non-soap surface-active agents; washing preparations | 5.49 |
| | | 4819 | Cartons, boxes, etc; box files, etc, of paper, paperboard, cellulose | 5.16 |
| | | 2523 | Portland cement, aluminous cement, persulphate cement | 5.00 |
| | | 1517 | Margarine; edible preparations of animal or vegetable fats or oils, nes | 4.91 |
| | | 1511 | Palm oil and its fractions whether or not refined | 4.06 |
| | | 2710 | Petroleum oils and oils obtained from bituminous minerals, other than crude; preparation | 3.96 |
| | | 8455 | Metal-rolling mills and rolls thereof | 3.96 |
| | | 3209 | Paints and varnishes, in an aqueous medium | 3.95 |
| | | 8716 | Trailers and semi-trailers; other vehicles not mechanically propelled | 3.83 |
| | | 2836 | Carbonates; peroxocarbonates; commercial ammonium | 3.60 |
| | | 8430 | Earth moving Machinery, nes; pile-drivers/extrac | 3.48 |
| | | 8431 | Parts suitable for use with the machinery of 84.25 | 3.43 |
| | Rwanda | 2 digits | | |
| | | 30 | Pharmaceutical products. | 14.78 |
| | | 15 | Animal or vegetable fats and oils and their cleavage products; | 12.04 |
| | | 25 | Salt; sulphur; earths and stone; plastering material | 11.93 |
| | | 39 | Plastics and articles thereof. | 11.41 |
| | | 72 | Iron and steel. | 9.02 |
| | | 64 | Footwear, gaiters and the like; parts of such articles | 8.79 |
| | | 48 | Paper and paperboard; articles of paper pulp, of paper or of paperboard | 8.60 |
| | | 17 | Sugars and sugar confectionery. | 5.77 |
| | | 22 | Beverages, spirits and vinegar. | 5.35 |
| | | 73 | Articles of iron or steel. | 5.20 |
| | | 85 | Electrical machinery and equipment and parts there | 4.97 |
| | | 32 | Tanning or dyeing extracts; tannins and their derivatives; dyes, pigments and other colouring matter; paints and varnishes; putty and other mastics; inks | 4.60 |
| | | 76 | Aluminium and articles thereof. | 3.11 |
| | | 34 | Soap, organic surface-active agents, washing preparations | 3.10 |
| | | 27 | Mineral fuels, mineral oils and products of their distillation | 3.10 |
| | | 24 | Tobacco and manufactured tobacco substitutes. | 3.03 |
| | | 83 | Miscellaneous articles of base metal. | 2.80 |
| | | 31 | Fertilisers. | 2.58 |
| | | 63 | Other made up textile articles; sets; worn clothing | 2.45 |
| | | 84 | Nuclear reactors, boilers, machinery and mechanical appliances | 2.33 |
| | | 4 digits | | |
| | | 3004 | Medicaments of mixed or unmixed products, for retail sale | 14.13 |
| | | 1511 | Palm oil and its fractions whether or not refined | 10.04 |
| | | 2501 | Salt/pure sodium chloride whether or not containing anti-caking agents, etc | 6.55 |
| | | 6402 | Other footwear with outer soles and uppers of rubber | 6.50 |
| | | 1704 | Sugar confectionery (incl. white chocolate) | 5.65 |
| | | 4819 | Cartons, boxes, etc; box files, etc, of paper, paperboard, cellulose | 5.23 |
| | | 2523 | Portland cement, aluminous cement, persulphate cement | 4.68 |
| | | 7210 | Rolled iron or non-alloy steel, >=600mm wide, clad | 4.39 |

TABLE 7B: INTRA-EAC DOMESTIC EXPORTS OF MAJOR TWENTY PRODUCTS, 2015 (US\$, MILLION)

| Partner State | Country of Destination | Hs Level | Description of Goods | 2014 |
|---------------|------------------------|----------|--|-------|
| Kenya | Uganda | 4 digits | | |
| | | 3923 | Articles for conveyance or packing of goods, of plastics | 2.97 |
| | | 3924 | Tableware, kitchenware and toilet articles, of plastics | 2.77 |
| | | 2710 | Petroleum oils and oils obtained from bituminous minerals, other than crude; preparation | 2.67 |
| | | 8309 | Stoppers, caps and lids, capsules for bottles | 2.62 |
| | | 3209 | Paints and varnishes, in an aqueous medium | 2.37 |
| | | 2207 | Ethyl alcohol, undenatured of $\geq 80\%$ alcohol, denatured | 2.17 |
| | | 4820 | Registers, account books, etc; albums for samples, of paper, paperboard | 2.17 |
| | | 3917 | Tubes, pipes and hoses, and fittings thereof | 2.14 |
| | | 3105 | Mineral or chemical fertilizers, nes; other fertilisers | 2.04 |
| | | 7214 | Iron/steel bars and rods, forged, etc (incl. twisted), uncoiled | 1.92 |
| | | 7615 | Table, kitchen, household and sanitary articles... | 1.91 |
| | Burundi | 2 digits | | |
| | | 39 | Plastics and articles thereof. | 12.18 |
| | | 72 | Iron and steel. | 5.57 |
| | | 73 | Articles of iron or steel. | 3.66 |
| | | 48 | Paper and paperboard; articles of paper pulp, of paper or of paperboard | 2.75 |
| | | 17 | Sugars and sugar confectionery. | 2.67 |
| | | 34 | Soap, organic surface-active agents, washing preparations | 1.91 |
| | | 83 | Miscellaneous articles of base metal. | 1.83 |
| | | 64 | Footwear, gaiters and the like; parts of such articles | 1.53 |
| | | 84 | Nuclear reactors, boilers, machinery and mechanical appliances | 1.50 |
| | | 15 | Animal or vegetable fats and oils and their cleavage products; | 1.40 |
| | | 32 | Tanning or dyeing extracts; tannins and their derivatives | 1.38 |
| | | 30 | Pharmaceutical products. | 1.29 |
| | | 24 | Tobacco and manufactured tobacco substitutes. | 1.28 |
| | | 96 | Miscellaneous manufactured articles. | 1.06 |
| | | 27 | Mineral fuels, mineral oils and products of their distillation | 0.74 |
| | | 28 | Inorganic chemicals; organic or inorganic compound | 0.72 |
| | | 33 | Essential oils and resinoids; perfumery, cosmetic | 0.72 |
| | | 76 | Aluminium and articles thereof. | 0.66 |
| | | 85 | Electrical machinery and equipment and parts there | 0.64 |
| | | 49 | Printed books, newspapers, pictures and other products | 0.58 |
| | | 4 digits | | |
| | | 3923 | Articles for conveyance or packing of goods, of plastics | 10.10 |
| | | 7306 | Other tubes, pipes and hollow profiles of iron | 3.42 |
| | | 7210 | Rolled iron or non-alloy steel, $\geq 600\text{mm}$ wide, clad | 3.32 |
| | | 1704 | Sugar confectionery (incl. White chocolate), not containing cocoa | 2.67 |
| | | 4820 | Registers, account books, etc; albums for samples, of paper, paperboard | 1.91 |
| | | 8309 | Stoppers, caps and lids, capsules for bottles | 1.83 |
| | | 3402 | Non-soap surface-active agents; washing preparations | 1.59 |
| | | 6402 | Other footwear with outer soles and uppers of rubber | 1.46 |
| | | 2402 | Cigars, cigarillos, cigarettes, etc, of tobacco or of tobacco substitutes | 1.28 |
| | | 1511 | Palm oil and its fractions whether or not refined | 1.07 |
| | | 9608 | Ball-point, felt tipped...pens and pencils and art | 1.03 |

TABLE 7B: INTRA-EAC DOMESTIC EXPORTS OF MAJOR TWENTY PRODUCTS, 2015 (US\$, MILLION)

| Partner State | Country of Destination | Hs Level | Description of Goods | 2014 |
|---------------|------------------------|----------|---|-------|
| | Tanzania | 4 digits | | |
| | | 3209 | Paints and varnishes, in an aqueous medium | 0.92 |
| | | 8438 | Machinery, nes, for the industrial preparation of | 0.90 |
| | | 7208 | Hot-rolled iron or non-alloy steel, >=600mm wide | 0.86 |
| | | 3004 | Medicaments of mixed or unmixed products, for retail sale | 0.82 |
| | | 7214 | Iron/steel bars and rods, forged, etc (incl. twisted), uncoiled | 0.73 |
| | | 4819 | Cartons, boxes, etc; box files, etc, of paper, paperboard, cellulose | 0.66 |
| | | 3924 | Tableware, kitchenware and toilet articles, of plastics | 0.55 |
| | | 3917 | Tubes, pipes and hoses, and fittings thereof | 0.54 |
| | | 2839 | Silicates; commercial alkali metal silicates | 0.51 |
| Rwanda | Kenya | 2 digits | | |
| | | 09 | Coffee, tea, mate and spices | 69.24 |
| | | 23 | Residues and waste from the food industries; prepared animal fodder | 3.64 |
| | | 41 | Raw hides and skins (other than furskins) and leather | 3.55 |
| | | 07 | Edible vegetables and certain roots and tubers | 1.93 |
| | | 88 | Aircraft, spacecraft, and parts thereof | 0.44 |
| | | 12 | Oil seeds and oleaginous fruits; miscellaneous grains, seeds and fruit; industrial or medicinal plants; straw and fodder | 0.25 |
| | | 85 | Electrical machinery and equipment and parts thereof; sound recorders and reproducers, television image and sound recorders and reproducers, and parts and accessories of such articles | 0.16 |
| | | 26 | Ores, slag and ash | 0.14 |
| | | 84 | Nuclear reactors, boilers, machinery and mechanical appliances; parts thereof | 0.14 |
| | | 73 | Articles of iron or steel | 0.12 |
| | | 87 | Vehicles other than railway or tramway rollingstock, and parts and accessories thereof | 0.11 |
| | | 44 | Wood and articles of wood; wood charcoal | 0.09 |
| | | 39 | Plastics and articles thereof | 0.06 |
| | | 90 | Optical, photographic, cinematographic, measuring, checking, precision, medical or surgical instruments and apparatus; parts and accessories thereof | 0.05 |
| | | 63 | Other made up textile articles; sets; worn clothing and worn textile articles; rags | 0.04 |
| | | 61 | Articles of apparel and clothing accessories, knitted or crocheted | 0.04 |
| | | 25 | Salt; sulphur; earths and stone; plastering materials, lime and cement | 0.04 |
| | | 20 | Preparations of vegetables, fruit, nuts or other parts of plants | 0.04 |
| | | 08 | Edible fruit and nuts; peel of citrus fruit or melons | 0.03 |
| | | 96 | Miscellaneous manufactured articles | 0.03 |
| | | 4 digits | | |
| | | 0902 | Tea, whether or not flavoured. | 67.51 |
| | | 2304 | Oil-cake and other solid residues, whether or not ground or in the form of pellets, etc | 2.09 |
| | | 0713 | Dried leguminous vegetables, shelled, whether or not skinned or split. | 1.88 |
| | | 0901 | Coffee, whether or not roasted or decaffeinated; coffee husks and skins; coffee substitutes containing coffee | 1.73 |
| | | 4101 | Raw hides and skins of bovine (including buffalo) or equine animals (fresh, or salted) | 1.62 |
| | | 2302 | Bran, sharps and other residues, whether or not in the form of pellets | 1.55 |
| | | 4102 | Raw skins of sheep or lambs (fresh, or salted, dried, limed, pickled or otherwise preserved) | 1.03 |
| | | 4103 | Other raw hides and skins (fresh, or salted, dried, limed, pickled or otherwise preserved) | 0.91 |
| | | 8803 | Parts of goods of heading 88.01 or 88.02. | 0.44 |

TABLE 7B: INTRA-EAC DOMESTIC EXPORTS OF MAJOR TWENTY PRODUCTS, 2015 (US\$, MILLION)

| Partner State | Country of Destination | Hs Level | Description of Goods | 2014 |
|---------------|------------------------|----------|--|------|
| Rwanda | Kenya | 4 digits | | |
| | | 1208 | Flours and meals of oil seeds or oleaginous fruits, other than those of mustard. | 0.23 |
| | | 2601 | Iron ores and concentrates, including roasted iron pyrites. | 0.14 |
| | | 8704 | Motor vehicles for the transport of goods. | 0.10 |
| | | 7308 | Structures (excluding prefabricated buildings of heading 94.06) and parts of structures | 0.10 |
| | | 4415 | Packing cases, boxes, crates, drums and similar packings, of wood; cable-drums of wood; | 0.09 |
| | | 8538 | Parts suitable for use solely or principally with the apparatus of heading 85.35, 85.36 | 0.06 |
| | | 3923 | Articles for the conveyance or packing of goods, of plastics; stoppers, lids, caps | 0.05 |
| | | 0708 | Leguminous vegetables, shelled or unshelled, fresh or chilled. | 0.05 |
| | | 6309 | Worn clothing and other worn articles. | 0.04 |
| | | 6105 | Men's or boys' shirts, knitted or crocheted. | 0.04 |
| | | 8480 | Moulding boxes for metal foundry; mould bases; moulding patterns; moulds for metal | 0.04 |
| | Tanzania | 2 digits | | |
| | | 85 | Electrical machinery and equipment and parts thereof; sound recorders and reproducers, television image and sound recorders and reproducers, and parts and accessories of such articles | 0.76 |
| | | 12 | Oil seeds and oleaginous fruits; miscellaneous grains, seeds and fruit; industrial or medicinal plants; straw and fodder | 0.44 |
| | | 84 | Nuclear reactors, boilers, machinery and mechanical appliances; parts thereof | 0.32 |
| | | 10 | Cereals | 0.19 |
| | | 70 | Ceramic products | 0.15 |
| | | 44 | Wood and articles of wood; wood charcoal | 0.07 |
| | | 96 | Miscellaneous manufactured articles | 0.02 |
| | | 63 | Other made up textile articles; sets; worn clothing and worn textile articles; rags | 0.02 |
| | | 48 | Paper and paperboard; articles of paper pulp, of paper or of paperboard | 0.01 |
| | | 07 | Edible vegetables and certain roots and tubers | 0.01 |
| | | 73 | Articles of iron or steel | 0.01 |
| | | 94 | Furniture; bedding, mattresses, mattress supports, cushions and similar stuffed furnishings; lamps and lighting fittings, not elsewhere specified or included; illuminated signs, illuminated name-plates and the like | 0.00 |
| | | 87 | Vehicles other than railway or tramway rollingstock, and parts and accessories thereof | 0.00 |
| | | 39 | Plastics and articles thereof | 0.00 |
| | | 62 | Articles of apparel and clothing accessories, not knitted or crocheted | 0.00 |
| | | 22 | Beverages, spirits and vinegar | 0.00 |
| | | 01 | Live animals | 0.00 |
| | | 72 | Iron and steel | 0.00 |
| | | 64 | Footwear, gaiters and the like; parts of such articles | 0.00 |
| | | 49 | Printed books, newspapers, pictures and other products of the printing industry; manuscripts, typescripts and plans | 0.00 |
| | | 4 digits | | |
| | | 8517 | Electrical apparatus for line telephony or line telegraphy, including line telephone set | 0.74 |
| | | 1208 | Flours and meals of oil seeds or oleaginous fruits, other than those of mustard. | 0.43 |
| | | 8414 | Air or vacuum pumps, air or other gas compressors and fans; ventilating or recycling hoods with a fan | 0.24 |
| | | 1005 | Maize (corn). | 0.19 |
| | | 7020 | Other articles of glass. | 0.10 |

TABLE 7B: INTRA-EAC DOMESTIC EXPORTS OF MAJOR TWENTY PRODUCTS, 2015 (US\$, MILLION)

| Partner State | Country of Destination | Hs Level | Description of Goods | 2014 |
|---------------|------------------------|----------|---|------|
| | Tanzania | 4 digits | | |
| | | 4409 | Wood (including strips and friezes for parquet flooring, not assembled) | 0.07 |
| | | 7001 | Cullet and other waste and scrap of glass; glass in the mass. | 0.05 |
| | | 8430 | Other moving, grading, levelling, scraping, excavating, tamping, compacting, extracting | 0.03 |
| | | 9605 | Travel sets for personal toilet, sewing or shoe or clothes cleaning. | 0.02 |
| | | 8471 | Automatic data processing machines and units thereof; magnetic or optical readers, machines and units thereof | 0.02 |
| | | 6309 | Worn clothing and other worn articles. | 0.02 |
| | | 8525 | Transmission apparatus for radio-telephony, radio-telegraphy, radio-broadcasting or telegraphy | 0.01 |
| | | 8459 | Machine-tools (including way-type unit head machines) for drilling, boring, milling, etc | 0.01 |
| | | 4817 | Envelopes, letter cards, plain postcards and correspondence cards, of paper or paperboard | 0.01 |
| | | 1201 | Soya beans, whether or not broken. | 0.01 |
| | | 8431 | Parts suitable for use solely or principally with the machinery of headings 84.25 to 84. | 0.01 |
| | | 0701 | Potatoes, fresh or chilled. | 0.01 |
| | | 7323 | Table, kitchen or other household articles and parts thereof, of iron or steel; iron or | 0.00 |
| | | 8443 | Printing machinery used for printing by means of the printing type, blocks, plates, etc | 0.00 |
| | | 9403 | Other furniture and parts thereof. | 0.00 |
| | Uganda | 2 digits | | |
| | | 41 | Raw hides and skins (other than furskins) and leather | 3.35 |
| | | 07 | Edible vegetables and certain roots and tubers | 2.36 |
| | | 09 | Coffee, tea, mate and spices | 0.82 |
| | | 33 | Essential oils and resinoids; perfumery, cosmetic or toilet preparations | 0.63 |
| | | 52 | Cotton | 0.27 |
| | | 72 | Iron and steel | 0.27 |
| | | 84 | Nuclear reactors, boilers, machinery and mechanical appliances; parts thereof | 0.23 |
| | | 26 | Ores, slag and ash | 0.15 |
| | | 87 | Vehicles other than railway or tramway rollingstock, and parts and accessories thereof | 0.14 |
| | | 90 | Optical, photographic, cinematographic, measuring, checking, precision, medical or surgical instruments and apparatus; parts and accessories thereof | 0.14 |
| | | 39 | Plastics and articles thereof | 0.14 |
| | | 85 | Electrical machinery and equipment and parts thereof; sound recorders and reproducers, television image and sound recorders and reproducers, and parts and accessories of such articles | 0.12 |
| | | 23 | Residues and waste from the food industries; prepared animal fodder | 0.08 |
| | | 73 | Articles of iron or steel | 0.06 |
| | | 63 | Other made up textile articles; sets; worn clothing and worn textile articles; rags | 0.06 |
| | | 25 | Salt; sulphur; earths and stone; plastering materials, lime and cement | 0.05 |
| | | 20 | Preparations of vegetables, fruit, nuts or other parts of plants | 0.04 |
| | | 69 | Ceramic products | 0.04 |
| | | 22 | Beverages, spirits and vinegar | 0.04 |
| | | 04 | Dairy produce; birds' eggs; natural honey; edible products of animal origin, not elsewhere specified or included | 0.02 |
| | | 4 digits | | |
| | | 4101 | Raw hides and skins of bovine (including buffalo) or equine animals (fresh, or salted) | 2.40 |
| | | 0708 | Leguminous vegetables, shelled or unshelled, fresh or chilled. | 2.02 |

TABLE 7B: INTRA-EAC DOMESTIC EXPORTS OF MAJOR TWENTY PRODUCTS, 2015 (US\$, MILLION)

| Partner State | Country of Destination | Hs Level | Description of Goods | 2014 |
|---------------|------------------------|----------|--|------|
| | Uganda | 4 digits | | |
| | | 3304 | Beauty or make-up preparations and preparations for the care of the skin (other than medicinal) | 0.51 |
| | | 0713 | Dried leguminous vegetables, shelled, whether or not skinned or split. | 0.28 |
| | | 7204 | Ferrous waste and scrap; remelting scrap ingots of iron or steel. | 0.27 |
| | | 5208 | Woven fabrics of cotton, containing 85 % or more by weight of cotton | 0.21 |
| | | 4102 | Raw skins of sheep or lambs (fresh, or salted, dried, limed, pickled or otherwise preserved | 0.15 |
| | | 2611 | Tungsten ores and concentrates. | 0.15 |
| | | 8705 | Special purpose motor vehicles, other than those principally designed for the transport of persons | 0.10 |
| | | 8429 | Self-propelled bulldozers, angle dozers, graders, levellers, scrapers, mechanical shovels | 0.10 |
| | | 3306 | Preparations for oral or dental hygiene, including denture fixative pastes and powders; | 0.09 |
| | | 9018 | Instruments and appliances used in medical, surgical, dental or veterinary sciences | 0.09 |
| | | 8541 | Diodes, transistors and similar semiconductor devices; photosensitive semiconductor | 0.08 |
| | | 3915 | Waste, parings and scrap, of plastics. | 0.08 |
| | | 7308 | Structures (excluding prefabricated buildings of heading 94.06) and parts of structures | 0.06 |
| | | 5202 | Cotton waste (including yarn waste and garneted stock). | 0.06 |
| | | 6309 | Worn clothing and other worn articles. | 0.06 |
| | | 3926 | Other articles of plastics and articles of other materials of headings 39.01 to 39.14. | 0.05 |
| | Burundi | 2 digits | | |
| | | 07 | Edible vegetables and certain roots and tubers | 1.41 |
| | | 85 | Electrical machinery and equipment and parts thereof; sound recorders and reproducers, television image and sound recorders and reproducers, and parts and accessories of such articles | 0.72 |
| | | 84 | Nuclear reactors, boilers, machinery and mechanical appliances; parts thereof | 0.57 |
| | | 22 | Beverages, spirits and vinegar | 0.54 |
| | | 10 | Cereals | 0.50 |
| | | 94 | Furniture; bedding, mattresses, mattress supports, cushions and similar stuffed furnishings; lamps and lighting fittings, not elsewhere specified or included; illuminated signs, illuminated name-plates and the like | 0.49 |
| | | 87 | Vehicles other than railway or tramway rollingstock, and parts and accessories thereof | 0.38 |
| | | 72 | Iron and steel | 0.32 |
| | | 70 | Ceramic products | 0.31 |
| | | 21 | Miscellaneous edible preparations | 0.28 |
| | | 39 | Plastics and articles thereof | 0.13 |
| | | 33 | Essential oils and resinoids; perfumery, cosmetic or toilet preparations | 0.12 |
| | | 44 | Wood and articles of wood; wood charcoal | 0.10 |
| | | 27 | Mineral fuels, mineral oils and products of their distillation; bituminous substances; mineral waxes | 0.08 |
| | | 73 | Articles of iron or steel | 0.08 |
| | | 41 | Raw hides and skins (other than furskins) and leather | 0.06 |
| | | 38 | Miscellaneous chemical products | 0.05 |
| | | 25 | Salt; sulphur; earths and stone; plastering materials, lime and cement | 0.05 |
| | | 69 | Ceramic products | 0.04 |
| | | 20 | Preparations of vegetables, fruit, nuts or other parts of plants | 0.04 |

TABLE 7B: INTRA-EAC DOMESTIC EXPORTS OF MAJOR TWENTY PRODUCTS, 2015 (US\$, MILLION)

| Partner State | Country of Destination | Hs Level | Description of Goods | 2014 |
|---------------|------------------------|----------|---|--------|
| | Burundi | 4 digits | | |
| | | 0701 | Potatoes, fresh or chilled. | 0.73 |
| | | 0713 | Dried leguminous vegetables, shelled, whether or not skinned or split. | 0.63 |
| | | 2203 | Beer made from malt. | 0.54 |
| | | 1005 | Maize (corn). | 0.50 |
| | | 9404 | Mattress supports; articles of bedding and similar furnishing (for example, mattresses, | 0.42 |
| | | 8529 | Parts suitable for use solely or principally with the apparatus of headings 85.25 to 85. | 0.41 |
| | | 8701 | Tractors (other than tractors of heading 87.09). | 0.34 |
| | | 7010 | Carboys, bottles, flasks, jars, pots, phials, ampoules and other containers, of glass | 0.31 |
| | | 2106 | Food preparations not elsewhere specified or included. | 0.24 |
| | | 7214 | Other bars and rods of iron or non-alloy steel, not further worked than forged, hot-roll | 0.18 |
| | | 8535 | Electrical apparatus for switching or protecting electrical circuits | 0.17 |
| | | 8429 | Self-propelled bulldozers, angle dozers, graders, levellers, scrapers, mechanical shovels | 0.16 |
| | | 7228 | Other bars and rods of other alloy steel; angles, shapes and sections, of other alloy steel | 0.08 |
| | | 2711 | Petroleum gases and other gaseous hydrocarbons. | 0.08 |
| | | 8413 | Pumps for liquids, whether or not fitted with a measuring device; liquid elevators. | 0.08 |
| | | 4415 | Packing cases, boxes, crates, drums and similar packings, of wood; cable-drums of wood; | 0.08 |
| | | 9403 | Other furniture and parts thereof. | 0.06 |
| | | 3304 | Beauty or make-up preparations and preparations for the care of the skin (other than medicinal) | 0.06 |
| | | 8525 | Transmission apparatus for radio-telephony, radio-telegraphy, radio-broadcasting or telegraphy | 0.06 |
| | | 4101 | Raw hides and skins of bovine (including buffalo) or equine animals (fresh, or salted) | 0.06 |
| Tanzania | Kenya | 2 digits | | |
| | | 85 | Electrical machinery equipment parts thereof; sound recorder, etc | 413.83 |
| | | 56 | Wadding, felt & nonwoven; yarns; twine, cordage, etc | 198.53 |
| | | 09 | Coffee, tea, mate and spices | 49.10 |
| | | 07 | Edible vegetables and certain roots and tubers | 38.15 |
| | | 48 | Paper & paperboard; art of paper pulp, paper/paperboard | 30.48 |
| | | 44 | Wood and articles of wood; wood charcoal | 27.39 |
| | | 08 | Edible fruit and nuts; peel of citrus fruit or melons | 26.16 |
| | | 23 | Residues & waste from the food industries; prepared animal fodder | 25.87 |
| | | 63 | Other made up textile articles; sets; worn clothing, etc | 22.96 |
| | | 53 | Other vegetable textile fibres; paper yarn & woven fabrics | 18.85 |
| | | 27 | Mineral fuels, oils & product of their distillation; etc | 10.75 |
| | | 10 | Cereals | 8.32 |
| | | 01 | Live animals | 8.20 |
| | | 25 | Salt; sulphur; earth & stone; plastering material; lime & cement | 5.57 |
| | | 70 | Glass and glassware | 5.17 |
| | | 39 | Plastics and articles thereof | 4.69 |
| | | 22 | Beverages, spirits and vinegar | 4.18 |
| | | 19 | Preparations of cereal, flour, starch/milk; pastry cooks' products | 4.06 |
| | | 74 | Copper and articles thereof | 3.95 |
| | | 03 | Fish & crustacean, mollusc & other aquatic invertebrate | 3.09 |

TABLE 7B: INTRA-EAC DOMESTIC EXPORTS OF MAJOR TWENTY PRODUCTS, 2015 (US\$, MILLION)

| Partner State | Country of Destination | Hs Level | Description of Goods | 2014 |
|---------------|------------------------|----------|---|--------|
| Tanzania | Kenya | 4 digits | | |
| | | 8528 | Television receivers (incl. Video monitors and video projectors) | 411.88 |
| | | 5607 | Twine, cordage, rope and cables | 195.94 |
| | | 0710 | Vegetables, frozen | 32.06 |
| | | 4804 | Uncoated kraft paper and paperboard, in rolls or sheets (excl. 48.02+03) | 27.67 |
| | | 4407 | Wood sawn or chipped lengthwise, sliced or peeled, >6mm thick | 26.69 |
| | | 0805 | Citrus fruit, fresh or dried | 26.01 |
| | | 0910 | Ginger, saffron, turmeric (curcuma)...curry and other spices | 24.33 |
| | | 0902 | Tea | 23.97 |
| | | 5303 | Jute, etc (excl. Flax...), not spun; tow and waste of these fibres | 18.85 |
| | | 2302 | Brans, sharps and other residues, derived from working of cereals, etc | 18.66 |
| | | 6304 | Other furnishing articles, nes (excl. Of 94.04) | 15.17 |
| | | 1005 | Maize(corn) | 8.20 |
| | | 0102 | Live bovine animals | 8.07 |
| | | 6305 | Sacks and bags, used for packing goods | 7.37 |
| | | 2306 | Oil-cake and other solid residues, of vegetable fats | 7.18 |
| | | 2712 | Petroleum jelly; paraffin wax and other mineral waxes, etc | 5.11 |
| | | 7010 | Carboys, bottles, flasks ampoules, etc; stoppers, lids, of glass | 5.11 |
| | | 2710 | Petroleum oils and oils obtained from bituminous minerals, other than crude | 4.17 |
| | | 1905 | Bread, pastry, cakes, etc; communion wafers, rice paper, etc | 4.06 |
| | | 7407 | Copper bars, rods and profiles | 3.88 |
| | Uganda | 2 digits | | |
| | | 27 | Mineral fuels, oils & product of their distillation; etc | 10.32 |
| | | 38 | Miscellaneous chemical products | 7.71 |
| | | 07 | Edible vegetables and certain roots and tubers | 7.03 |
| | | 70 | Glass and glassware | 4.89 |
| | | 34 | Soap, organic surface-active agents, washing preparations, etc | 3.16 |
| | | 48 | Paper & paperboard; art of paper pulp, paper/paperboard | 2.94 |
| | | 63 | Other made up textile articles; sets; worn clothing, etc | 2.65 |
| | | 56 | Wadding, felt & nonwoven; yarns; twine, cordage, etc | 2.29 |
| | | 39 | Plastics and articles thereof | 1.97 |
| | | 84 | Nuclear reactors, boilers, machinery & mechanical appliance; parts | 1.92 |
| | | 22 | Beverages, spirits and vinegar | 1.88 |
| | | 10 | Cereals | 1.73 |
| | | 85 | Electrical machinery equipment parts thereof; sound recorder, etc | 1.65 |
| | | 72 | Iron and steel | 1.05 |
| | | 32 | Tanning/dyeing extract; tannins & derivatives; pigments etc | 0.89 |
| | | 23 | Residues & waste from the food industries; prepared animal fodder | 0.84 |
| | | 08 | Edible fruit and nuts; peel of citrus fruit or melons | 0.74 |
| | | 25 | Salt; sulphur; earth & stone; plastering material; lime & cement | 0.64 |
| | | 33 | Essential oils & resinoids; perfumery, cosmetic/toilet preparations | 0.59 |
| | | 03 | Fish & crustacean, mollusc & other aquatic invertebrate | 0.58 |
| | | 4 digits | | |
| | | 2710 | Petroleum oils and oils obtained from bituminous minerals, other than crude | 7.80 |
| | | 3814 | Organic composite solvents and thinners | 7.58 |

TABLE 7B: INTRA-EAC DOMESTIC EXPORTS OF MAJOR TWENTY PRODUCTS, 2015 (US\$, MILLION)

| Partner State | Country of Destination | Hs Level | Description of Goods | 2014 |
|---------------|------------------------|----------|---|-------|
| | Uganda | 4 digits | | |
| | | 0713 | Dried leguminous vegetables, shelled | 6.96 |
| | | 7010 | Carboys, bottles, flasks ampoules, etc; stoppers, lids, of glass | 4.89 |
| | | 3402 | Non-soap surface-active agents; washing preparations in powder, liquid etc | 3.16 |
| | | 6305 | Sacks and bags, used for packing goods | 2.57 |
| | | 4819 | Cartons, boxes, etc; box files, etc, of paper, paperboard, etc | 2.50 |
| | | 5607 | Twine, cordage, rope and cables | 2.29 |
| | | 2712 | Petroleum jelly; paraffin wax and other mineral waxes, etc | 2.01 |
| | | 3920 | Other plates..., of plastics, not reinforced, etc | 1.70 |
| | | 2207 | Ethyl alcohol, undenatured of >=80% alcohol, denatured spirits | 1.39 |
| | | 3215 | Printing ink, writing or drawing ink and other inks | 0.89 |
| | | 7210 | Rolled iron or non-alloy steel, >=600mm wide, clad, plated or coated | 0.85 |
| | | 2306 | Oil-cake and other solid residues, of vegetable fats | 0.82 |
| | | 1006 | Rice | 0.81 |
| | | 1003 | Barley | 0.74 |
| | | 0805 | Citrus fruit, fresh or dried | 0.73 |
| | | 8504 | Electrical transformers, static converters and inductors | 0.62 |
| | | 8429 | Self-propelled bulldozers, angle dozers, graders, levellers, etc | 0.59 |
| | | 6402 | Other footwear with outer soles and uppers of rubber or plastics | 0.58 |
| | Burundi | 2 digits | | |
| | | 25 | Salt; sulphur; earth & stone; plastering material; lime & cement | 11.01 |
| | | 31 | Fertilisers | 5.25 |
| | | 70 | Glass and glassware | 4.94 |
| | | 15 | Animal/vegetable fats & oil & their cleavage products;,etc | 3.93 |
| | | 12 | Oil seed, oleaginous fruits; miscellaneous grain, seed, fruit, etc | 3.79 |
| | | 27 | Mineral fuels, oils & product of their distillation; etc | 2.59 |
| | | 48 | Paper & paperboard; art of paper pulp, paper/paperboard | 2.25 |
| | | 72 | Iron and steel | 2.20 |
| | | 39 | Plastics and articles thereof | 2.10 |
| | | 84 | Nuclear reactors, boilers, machinery & mechanical appliance; parts | 1.65 |
| | | 10 | Cereals | 1.09 |
| | | 33 | Essential oils & resinoids; perfumery, cosmetic/toilet preparations | 0.88 |
| | | 63 | Other made up textile articles; sets; worn clothing, etc | 0.81 |
| | | 19 | Preparations of cereal, flour, starch/milk; pastry cooks' products | 0.56 |
| | | 73 | Articles of iron and steel | 0.48 |
| | | 44 | Wood and articles of wood; wood charcoal | 0.42 |
| | | 34 | Soap, organic surface-active agents, washing preparations, etc | 0.30 |
| | | 87 | Vehicles other than railway/tranmway rolling-stock, parts & accessories | 0.28 |
| | | 90 | Optical, photographic, cinematography, measuring, checking, precision, medical or surgical instruments and apparatus; parts and accessories thereof | 0.20 |
| | | 22 | Beverages, spirits and vinegar | 0.16 |
| | | 4 digits | | |
| | | 2523 | Portland cement, aluminous cement, persulphate cement, etc | 8.21 |
| | | 7010 | Carboys, bottles, flasks... Ampoules, etc; stoppers, lids, of glass | 4.94 |
| | | 1211 | Plants and parts of plants, of a kind used in perfumery, pharmacy...etc | 3.75 |
| | | 1518 | Inedible mixtures of animal or vegetable fats of nes specified | 3.23 |

TABLE 7B: INTRA-EAC DOMESTIC EXPORTS OF MAJOR TWENTY PRODUCTS, 2015 (US\$, MILLION)

| Partner State | Country of Destination | Hs Level | Description of Goods | 2014 |
|---------------|------------------------|----------|--|------|
| | Burundi | 4 digits | | |
| | | 7613 | Aluminium containers for compressed or liquefied gas. | 0.03 |
| | | 8703 | Motor cars and other motor vehicles principally designed for the transport of persons | 0.02 |
| | | 1704 | Sugar confectionery (including white chocolate), not containing cocoa. | 0.01 |
| | | 6902 | Refractory bricks, blocks, tiles and similar refractory ceramic constructional goods | 0.01 |
| | | 3915 | Waste, parings and scrap, of plastics. | 0.01 |
| | | 7010 | Carboys, bottles, flasks, jars, pots, phials, ampoules and other containers, of glass | 0.01 |
| | | 8473 | Parts and accessories (other than covers, carrying cases and the like) suitable for use | 0.01 |
| | | 3923 | Articles for the conveyance or packing of goods, of plastics; stoppers, lids, caps | 0.01 |
| | | 8440 | Book-binding machinery, including book-sewing machines. | 0.01 |
| | | 2504 | Natural graphite. | 0.00 |
| | | 6309 | Worn clothing and other worn articles. | 0.00 |
| | | 7323 | Table, kitchen or other household articles and parts thereof, of iron or steel; iron or | 0.00 |
| | | 8548 | Waste and scrap of primary cells, primary batteries and electric accumulators | 0.00 |
| | Rwanda | 2 digits | | |
| | | 34 | Soap, organic surface-active agents, washing preparations, lubricating preparations, artificial waxes, prepared waxes, polishing or scouring preparations, candles and similar articles, modelling pastes, | 2.97 |
| | | 73 | Articles of iron or steel | 0.33 |
| | | 21 | Miscellaneous edible preparations | 0.25 |
| | | 33 | Essential oils and resinoids; perfumery, cosmetic or toilet preparations | 0.23 |
| | | 85 | Electrical machinery and equipment and parts thereof; sound recorders and reproducers, television image and sound recorders and reproducers, and parts and accessories of such articles | 0.17 |
| | | 87 | Vehicles other than railway or tramway rollingstock, and parts and accessories thereof | 0.16 |
| | | 72 | Iron and steel | 0.12 |
| | | 84 | Nuclear reactors, boilers, machinery and mechanical appliances; parts thereof | 0.10 |
| | | 39 | Plastics and articles thereof | 0.09 |
| | | 22 | Beverages, spirits and vinegar | 0.08 |
| | | 81 | Other base metals; cermets; articles thereof | 0.06 |
| | | 08 | Edible fruit and nuts; peel of citrus fruit or melons | 0.06 |
| | | 07 | Edible vegetables and certain roots and tubers | 0.05 |
| | | 96 | Miscellaneous manufactured articles | 0.04 |
| | | 41 | Raw hides and skins (other than furskins) and leather | 0.03 |
| | | 28 | Inorganic chemicals; organic or inorganic compounds of precious metals, of rare-earth metals, of radioactive elements or of isotopes | 0.03 |
| | | 52 | Cotton | 0.03 |
| | | 70 | Ceramic products | 0.02 |
| | | 76 | Aluminium and articles thereof | 0.02 |
| | | 27 | Mineral fuels, mineral oils and products of their distillation; bituminous substances; mineral waxes | 0.01 |
| | | 4 digits | | |
| | | 3401 | Soap; organic surface-active products and preparations for use as soap, in the form of b | 2.88 |
| | | 2106 | Food preparations not elsewhere specified or included. | 0.25 |
| | | 7311 | Containers for compressed or liquefied gas, of iron or steel. | 0.21 |
| | | 3302 | Mixtures of odoriferous substances and mixtures (including alcoholic solutions) | 0.16 |
| | | 8548 | Waste and scrap of primary cells, primary batteries and electric accumulators | 0.15 |

TABLE 7B: INTRA-EAC DOMESTIC EXPORTS OF MAJOR TWENTY PRODUCTS, 2015 (US\$, MILLION)

| Partner State | Country of Destination | Hs Level | Description of Goods | 2014 |
|---------------|------------------------|----------|--|------|
| | Rwanda | 4 digits | | |
| | | 8703 | Motor cars and other motor vehicles principally designed for the transport of persons | 0.15 |
| | | 7204 | Ferrous waste and scrap; remelting scrap ingots of iron or steel. | 0.11 |
| | | 3402 | Organic surface-active agents (other than soap); surface-active preparations, washing pr | 0.09 |
| | | 8471 | Automatic data processing machines and units thereof; magnetic or optical readers, machines and units thereof | 0.07 |
| | | 7307 | Tube or pipe fittings (for example, couplings, elbows, sleeves), of iron or steel. | 0.07 |
| | | 3925 | Builders' ware of plastics, not elsewhere specified or included. | 0.07 |
| | | 3303 | Perfumes and toilet waters. | 0.06 |
| | | 8112 | Beryllium, chromium, germanium, vanadium, gallium, hafnium, indium, niobium (columbium) | 0.06 |
| | | 7308 | Structures (excluding prefabricated buildings of heading 94.06) and parts of structures | 0.05 |
| | | 0805 | Citrus fruit, fresh or dried. | 0.05 |
| | | 9605 | Travel sets for personal toilet, sewing or shoe or clothes cleaning. | 0.04 |
| | | 0713 | Dried leguminous vegetables, shelled, whether or not skinned or split. | 0.03 |
| | | 2203 | Beer made from malt. | 0.03 |
| | | 4101 | Raw hides and skins of bovine (including buffalo) or equine animals (fresh, or salted) | 0.03 |
| | | 2204 | Wine of fresh grapes, including fortified wines; grape must other than that of heading 2 | 0.03 |
| | Tanzania | 2 digits | | |
| | | 34 | Soap, organic surface-active agents, washing preparations, lubricating preparations, artificial waxes, prepared waxes, polishing or scouring preparations, candles and similar articles, modelling pastes, | 0.65 |
| | | 85 | Electrical machinery and equipment and parts thereof; sound recorders and reproducers, television image and sound recorders and reproducers, and parts and accessories of such articles | 0.37 |
| | | 70 | Ceramic products | 0.21 |
| | | 44 | Wood and articles of wood; wood charcoal | 0.18 |
| | | 22 | Beverages, spirits and vinegar | 0.15 |
| | | 96 | Miscellaneous manufactured articles | 0.14 |
| | | 39 | Plastics and articles thereof | 0.11 |
| | | 84 | Nuclear reactors, boilers, machinery and mechanical appliances; parts thereof | 0.07 |
| | | 08 | Edible fruit and nuts; peel of citrus fruit or melons | 0.06 |
| | | 38 | Miscellaneous chemical products | 0.04 |
| | | 48 | Paper and paperboard; articles of paper pulp, of paper or of paperboard | 0.03 |
| | | 12 | Oil seeds and oleaginous fruits; miscellaneous grains, seeds and fruit; industrial or medicinal plants; straw and fodder | 0.03 |
| | | 09 | Coffee, tea, mate and spices | 0.02 |
| | | 87 | Vehicles other than railway or tramway rollingstock, and parts and accessories thereof | 0.02 |
| | | 72 | Iron and steel | 0.01 |
| | | 30 | Pharmaceutical products | 0.01 |
| | | 82 | Tools, implements, cutlery, spoons and forks, of base metal; parts thereof of base metal | 0.01 |
| | | 73 | Articles of iron or steel | 0.00 |
| | | 10 | Cereals | 0.00 |
| | | 01 | Live animals | 0.00 |
| | | 4 digits | | |
| | | 3401 | Soap; organic surface-active products and preparations for use as soap, in the form of b | 0.65 |
| | | 8517 | Electrical apparatus for line telephony or line telegraphy, including line telephone set | 0.33 |
| | | 4403 | Wood in the rough, whether or not stripped of bark or sapwood, or roughly squared. | 0.18 |

TABLE 7B: INTRA-EAC DOMESTIC EXPORTS OF MAJOR TWENTY PRODUCTS, 2015 (US\$, MILLION)

| Partner State | Country of Destination | Hs Level | Description of Goods | 2014 |
|---------------|------------------------|----------|---|------|
| | Tanzania | 4 digits | | |
| | | 2203 | Beer made from malt. | 0.15 |
| | | 7010 | Carboys, bottles, flasks, jars, pots, phials, ampoules and other containers, of glass | 0.14 |
| | | 9605 | Travel sets for personal toilet, sewing or shoe or clothes cleaning. | 0.13 |
| | | 3923 | Articles for the conveyance or packing of goods, of plastics; stoppers, lids, caps | 0.09 |
| | | 7001 | Cullet and other waste and scrap of glass; glass in the mass. | 0.07 |
| | | 3824 | Prepared binders for foundry moulds or cores; chemical products and preparations of the | 0.04 |
| | | 8474 | Machinery for sorting, screening, separating, washing, crushing, grinding, mixing | 0.04 |
| | | 0804 | Dates, figs, pineapples, avocados, guavas, mangoes and mangosteens, fresh or dried. | 0.03 |
| | | 8504 | Electrical transformers, static converters (for example, rectifiers) and inductors. | 0.03 |
| | | 4811 | Paper, paperboard, cellulose wadding and webs of cellulose fibres, coated, impregnated, | 0.03 |
| | | 0803 | Bananas, including plantains, fresh or dried. | 0.02 |
| | | 1207 | Other oil seeds and oleaginous fruits, whether or not broken. | 0.02 |
| | | 8431 | Parts suitable for use solely or principally with the machinery of headings 84.25 to 84. | 0.02 |
| | | 8428 | Other lifting, handling, loading or unloading machinery (for example, lifts, escalators) | 0.02 |
| | | 0901 | Coffee, whether or not roasted or decaffeinated; coffee husks and skins; coffee substitutes containing coffee | 0.01 |
| | | 8703 | Motor cars and other motor vehicles principally designed for the transport of persons | 0.01 |
| | | 3004 | Medicaments (excluding goods of heading 30.02, 30.05 or 30.06) consisting of mixed or un | 0.01 |
| | Uganda | 2 digits | | |
| | | 9 | Coffee, tea, mate and spices | 1.62 |
| | | 41 | Raw hides and skins (other than furskins) and leather | 0.98 |
| | | 72 | Iron and steel | 0.85 |
| | | 84 | Nuclear reactors, boilers, machinery and mechanical appliances; parts thereof | 0.13 |
| | | 81 | Other base metals; cermets; articles thereof | 0.06 |
| | | 87 | Vehicles other than railway or tramway rollingstock, and parts and accessories thereof | 0.05 |
| | | 85 | Electrical machinery and equipment and parts thereof; sound recorders and reproducers, television image and sound recorders and reproducers, and parts and accessories of such articles | 0.05 |
| | | 32 | Tanning or dyeing extracts; tannins and their derivatives; dyes, pigments and other colouring matter; paints and varnishes; putty and other mastics; inks | 0.04 |
| | | 90 | Optical, photographic, cinematographic, measuring, checking, precision, medical or surgical instruments and apparatus; parts and accessories thereof | 0.02 |
| | | 39 | Plastics and articles thereof | 0.02 |
| | | 08 | Edible fruit and nuts; peel of citrus fruit or melons | 0.01 |
| | | 96 | Miscellaneous manufactured articles | 0.01 |
| | | 73 | Articles of iron or steel | 0.01 |
| | | 44 | Wood and articles of wood; wood charcoal | 0.01 |
| | | 25 | Salt; sulphur; earths and stone; plastering materials, lime and cement | 0.00 |
| | | 12 | Oil seeds and oleaginous fruits; miscellaneous grains, seeds and fruit; industrial or medicinal plants; straw and fodder | 0.00 |
| | | 23 | Residues and waste from the food industries; prepared animal fodder | 0.00 |
| | | 05 | Products of animal origin, not elsewhere specified or included | 0.00 |
| | | 48 | Paper and paperboard; articles of paper pulp, of paper or of paperboard | 0.00 |
| | | 29 | Organic chemicals | 0.00 |

TABLE 7B: INTRA-EAC DOMESTIC EXPORTS OF MAJOR TWENTY PRODUCTS, 2015 (US\$, MILLION)

| Partner State | Country of Destination | Hs Level | Description of Goods | 2014 |
|---------------|------------------------|----------|---|------|
| | Uganda | 4 digits | | |
| | | 0901 | Coffee, whether or not roasted or decaffeinated; coffee husks and skins; coffee substitutes containing coffee | 1.62 |
| | | 4101 | Raw hides and skins of bovine (including buffalo) or equine animals (fresh, or salted, d | 0.70 |
| | | 7204 | Ferrous waste and scrap; remelting scrap ingots of iron or steel. | 0.67 |
| | | 7214 | Other bars and rods of iron or non-alloy steel, not further worked than forged, hot-roll | 0.19 |
| | | 4103 | Other raw hides and skins (fresh, or salted, dried, limed, pickled or otherwise preserved) | 0.15 |
| | | 4102 | Raw skins of sheep or lambs (fresh, or salted, dried, limed, pickled or otherwise preserved) | 0.12 |
| | | 8112 | Beryllium, chromium, germanium, vanadium, gallium, hafnium, indium, niobium (columbium) | 0.06 |
| | | 8536 | Electrical apparatus for switching or protecting electrical circuits | 0.04 |
| | | 8704 | Motor vehicles for the transport of goods. | 0.04 |
| | | 3204 | Synthetic organic colouring matter, whether or not chemically defined; | 0.04 |
| | | 8428 | Other lifting, handling, loading or unloading machinery (for example, lifts, escalators) | 0.03 |
| | | 8437 | Machines for cleaning, sorting or grading seed, grain or dried leguminous vegetables; ma | 0.03 |
| | | 8479 | Machines and mechanical appliances having individual functions, not specified or included | 0.03 |
| | | 8486 | | 0.02 |
| | | 9026 | Instruments and apparatus for measuring or checking the flow, level, pressure or other v | 0.02 |
| | | 8422 | Dish washing machines; machinery for cleaning or drying bottles or other containers | 0.01 |
| | | 0810 | Other fruit, fresh. | 0.01 |
| | | 7307 | Tube or pipe fittings (for example, couplings, elbows, sleeves), of iron or steel. | 0.01 |
| | | 3923 | Articles for the conveyance or packing of goods, of plastics; stoppers, lids, caps | 0.01 |
| | | 3915 | Waste, parings and scrap, of plastics. | 0.01 |

TABLE 7C: INTRA-EAC DOMESTIC EXPORTS OF THE MAJOR TWENTY PRODUCTS, 2015 COMPARED TO 2014 (US\$, MILLION)

| Partner State | Country of Destination | Hs Level | Description of Goods | 2014 | 2015 | 2015/14 % change |
|---------------|------------------------|----------|--|------|-------|------------------|
| Uganda | Burundi | 2 digits | | | | |
| | | 72 | Iron and steel | 9.13 | 11.01 | 20.56 |
| | | 24 | Tobacco and manufactured tobacco substitutes | 2.20 | 7.60 | 245.86 |
| | | 48 | Paper & paperboard; art of paper pulp, paper/paperboard | 4.05 | 3.84 | (5.11) |
| | | 73 | Articles of iron or steel | 2.69 | 3.10 | 15.14 |
| | | 39 | Plastics and articles thereof | 3.26 | 2.97 | (9.02) |
| | | 15 | Animal/vegetable fats & oils & their cleavage products, etc | 2.66 | 2.04 | (23.27) |
| | | 30 | Pharmaceutical products | 1.13 | 1.19 | 5.27 |
| | | 94 | Furniture; bedding, mattress, mattress support, cushion, etc | 0.41 | 1.01 | 144.57 |
| | | 11 | Products of the milling industry; malt; starches; inulin; wheat gluten | 0.69 | 0.75 | 9.18 |
| | | 33 | Essential oils & resinoids; perfumery, cosmetic/toilet preparations | 1.10 | 0.68 | (38.79) |
| | | 01 | Live animals | 1.37 | 0.66 | (52.04) |
| | | 63 | Other made up textile articles; sets; worn clothing, etc | 0.68 | 0.60 | (11.45) |
| | | 32 | Tanning/dyeing extract; tannins & derivatives; pigments, etc | 0.78 | 0.60 | (23.36) |
| | | 44 | Wood and articles of wood; wood charcoal | 0.35 | 0.48 | 38.32 |
| | | 22 | Beverages, spirits and vinegar | 0.25 | 0.42 | 68.91 |

TABLE 7C: INTRA-EAC DOMESTIC EXPORTS OF THE MAJOR TWENTY PRODUCTS, 2015 COMPARED TO 2014 (US\$, MILLION)

| Partner State | Country of Destination | Hs Level | Description of Goods | 2014 | 2015 | 2015/14 % change |
|---------------|------------------------|----------|---|-------|-------|------------------|
| Uganda | Burundi | 64 | Footwear, gaiters and the like; parts of such articles | 0.34 | 0.42 | 23.91 |
| | | 07 | Edible vegetables and certain roots and tubers | 0.20 | 0.41 | 102.81 |
| | | 10 | Cereals | 0.28 | 0.37 | 33.99 |
| | | 67 | Prepared feathers & down; arti flower; articles human hair | 0.01 | 0.36 | 2,415.03 |
| | | 76 | Aluminium and articles thereof | 0.02 | 0.33 | 1,965.53 |
| | | 4 digits | | | | |
| | | 7210 | Rolled iron or non-alloy steel, >=600mm wide, clad, plated or coated | 5.50 | 7.59 | 37.99 |
| | | 2403 | Other manufactured tobacco and substitutes; homogenized tobacco, etc | 1.78 | 5.29 | 197.03 |
| | | 4820 | Registers, account books, etc; albums for samples, of paper, paperboard | 3.62 | 3.43 | (5.36) |
| | | 3923 | Articles for the of goods, of plastics; stoppers, etc, of plastics | 2.74 | 2.35 | (14.17) |
| | | 2401 | Unmanufactured tobacco; tobacco refuse | 0.41 | 2.30 | 455.76 |
| | | 7306 | Other tubes, pipes and hollow profiles of iron or steel, welded, nes | 2.13 | 2.18 | 2.05 |
| | | 7214 | Iron/steel bars and rods, forged, etc (incl. twisted), uncoiled | 2.55 | 1.42 | (44.29) |
| | | 1516 | Animal or vegetable fats and oils and fractions, hydrogenated, etc | 2.40 | 1.25 | (47.79) |
| | | 3003 | Medicaments with >=2 constituents mixed together, not for retail sale | 0.10 | 0.76 | 635.87 |
| | | 1102 | Cereal flours, (excl. Wheat or meslin) | 0.52 | 0.73 | 40.48 |
| | | 1511 | Palm oil and its fractions | 0.16 | 0.69 | 343.97 |
| | | 3304 | Beauty, make-up, skin-care (incl. Suntan), manicure... Preparations | 0.83 | 0.68 | (18.65) |
| | | 0102 | Live bovine animals | 1.16 | 0.64 | (44.94) |
| | | 9404 | Mattress supports; articles of bedding, sprung, stuffed, etc | 0.23 | 0.59 | 156.49 |
| | | 3208 | Paints and varnishes based on polymers in a non-aqueous medium | 0.66 | 0.54 | (18.94) |
| | | 7206 | Iron and non-alloy steel in ingots or other primary forms, nes | 0.02 | 0.54 | 2,130.85 |
| | | 7208 | Hot-rolled iron or non-alloy steel, >=600mm wide | 0.61 | 0.53 | (13.43) |
| | | 6305 | Sacks and bags, used for packing goods | 0.57 | 0.48 | (14.39) |
| | | 9406 | Prefabricated buildings | 0.17 | 0.42 | 147.44 |
| | | 4819 | Cartons, boxes, etc; box files, etc, of paper, paperboard, etc | 0.37 | 0.39 | 6.31 |
| | Kenya | 2 digits | | | | |
| | | 09 | Coffee, tea, mate and spices | 84.74 | 69.69 | (17.76) |
| | | 10 | Cereals | 18.64 | 61.55 | 230.25 |
| | | 07 | Edible vegetables and certain roots and tubers | 4.35 | 47.77 | 998.27 |
| | | 24 | Tobacco and manufactured tobacco substitutes | 47.41 | 44.69 | (5.74) |
| | | 04 | Dairy products; birds' eggs; natural honey; edible products nes | 13.57 | 30.50 | 124.70 |
| | | 23 | Residues & waste from the food industries; prepared animal fodder | 6.28 | 13.23 | 110.72 |
| | | 12 | Oil seed, oleaginous fruits; miscellaneous grain, seed, fruit ,etc | 2.70 | 12.34 | 357.26 |
| | | 27 | Mineral fuels, oils & product of their distillation, etc | 28.82 | 11.06 | (61.64) |
| | | 48 | Paper & paperboard; art of paper pulp, paper/paperboard | 5.42 | 10.94 | 101.75 |
| | | 17 | Sugars and sugar confectionery | 0.49 | 10.59 | 2,052.65 |
| | | 44 | Wood and articles of wood; wood charcoal | 2.01 | 6.10 | 203.79 |

TABLE 7C: INTRA-EAC DOMESTIC EXPORTS OF THE MAJOR TWENTY PRODUCTS, 2015 COMPARED TO 2014 (US\$, MILLION)

| Partner State | Country of Destination | Hs Level | Description of Goods | 2014 | 2015 | 2015/14 % change |
|---------------|------------------------|----------|---|-------|-------|------------------|
| | Kenya | 2 digits | | | | |
| | | 87 | Vehicles other than railway/tramway roll-stock, parts & accessories | 1.01 | 4.10 | 305.03 |
| | | 72 | Iron and steel | 5.93 | 3.55 | (40.11) |
| | | 33 | Essential oils & resinoids; perfumery, cosmetic/toilet preparations | 2.82 | 3.52 | 24.55 |
| | | 15 | Animal/vegetable fats & oils & their cleavage products, etc | 1.28 | 2.33 | 81.10 |
| | | 52 | Cotton | 2.49 | 2.29 | (7.97) |
| | | 11 | Products of the milling industry; malt; starches; inulin; wheat gluten | 0.90 | 2.08 | 130.38 |
| | | 84 | Nuclear reactors, boilers, machinery & mechanical appliance; parts | 1.21 | 1.87 | 54.44 |
| | | 85 | Electrical machinery equipment parts thereof; sound recorder, etc | 0.10 | 1.60 | 1,457.70 |
| | | 30 | Pharmaceutical products | 0.38 | 1.46 | 285.71 |
| | | 4 digits | | | | |
| | | 0902 | Tea | 83.73 | 82.77 | (1.15) |
| | | 0713 | Dried leguminous vegetables, shelled | 63.18 | 47.34 | (25.07) |
| | | 1005 | Maize(corn) | 11.92 | 28.81 | 141.78 |
| | | 2401 | Unmanufactured tobacco; tobacco refuse | 10.68 | 15.33 | 43.58 |
| | | 0402 | Milk and cream, concentrated or sweetened | 10.52 | 10.05 | (4.43) |
| | | 1008 | Buckwheat, millet and canary seed and other cereals, nes | 8.75 | 4.27 | (51.20) |
| | | 2716 | Electrical energy | 1.33 | 4.01 | 201.44 |
| | | 1701 | Cane or beet sugar and chemically pure sucrose, in solid form | 8.88 | 3.83 | (56.89) |
| | | 4813 | Cigarette paper | 5.25 | 3.65 | (30.39) |
| | | 0401 | Milk and cream, not concentrated or sweetened | 8.91 | 3.40 | (61.88) |
| | | 2302 | Brans, sharps and other residues, derived from working of cereals', etc | 0.38 | 3.21 | 753.69 |
| | | 1202 | Ground-nuts, not roasted or otherwise cooked | 1.33 | 2.77 | 108.04 |
| | | 1207 | Other oil seeds and oleaginous fruits | 3.86 | 2.27 | (41.15) |
| | | 2306 | Oil-cake and other solid residues, of vegetable fats | 1.41 | 2.01 | 42.52 |
| | | 3304 | Beauty, make-up, skin-care (incl. suntan), manicure... Preparations | 1.61 | 1.97 | 22.60 |
| | | 2304 | Oil-cake and other solid residues, of soya-bean | 0.31 | 1.62 | 429.89 |
| | | 4404 | Hoopwood; split poles; piles, etc; wooden sticks, etc; chipwood | 2.45 | 1.62 | (33.92) |
| | | 5203 | Cotton, carded or combed | 1.48 | 1.37 | (7.42) |
| | | 1512 | Sunflower-seed, safflower or cotton-seed oil and their fractions | 2.96 | 1.20 | (59.41) |
| | | 7216 | Angles, shapes and sections of iron or non-alloy steel | 0.07 | 1.09 | 1,398.51 |
| | Rwanda | | | | | |
| | | 25 | Salt; sulphur; earth & stone; plastering material; lime & cement | 59.70 | 48.42 | (18.90) |
| | | 15 | Animal/vegetable fats & oils & their cleavage products, etc | 56.58 | 38.93 | (31.19) |
| | | 34 | Soap, organic surface-active agents, washing preparations, etc | 16.16 | 15.59 | (3.52) |
| | | 10 | Cereals | 5.89 | 14.61 | 147.95 |
| | | 72 | Iron and steel | 12.70 | 14.08 | 10.83 |
| | | 17 | Sugars and sugar confectionery | 10.00 | 7.50 | (25.01) |
| | | 39 | Plastics and articles thereof | 4.76 | 7.09 | 49.04 |
| | | 48 | Paper & paperboard; art of paper pulp, paper/paperboard | 5.18 | 5.68 | 9.60 |
| | | 73 | Articles of iron or steel | 5.87 | 5.38 | (8.42) |
| | | 22 | Beverages, spirits and vinegar | 5.97 | 5.23 | - |
| | | 44 | Wood and articles of wood; wood charcoal | 4.22 | 4.48 | 6.13 |

TABLE 7C: INTRA-EAC DOMESTIC EXPORTS OF THE MAJOR TWENTY PRODUCTS, 2015 COMPARED TO 2014 (US\$, MILLION)

| Partner State | Country of Destination | Hs Level | Description of Goods | 2014 | 2015 | 2015/14 % change |
|---------------|------------------------|----------|--|-------|-------|------------------|
| | Rwanda | | | | | |
| | | 33 | Essential oils & resinoids; perfumery, cosmetic/toilet preparations | 3.17 | 4.35 | 36.96 |
| | | 03 | Fish & crustacean, mollusc & other aquatic invertebrate | 1.73 | 4.12 | 138.13 |
| | | 12 | Oil seed, oleaginous fruits; miscellaneous grain, seed, fruit, etc | 0.26 | 3.97 | 1,434.48 |
| | | 84 | Nuclear reactors, boilers, machinery & mechanical appliance; parts | 1.82 | 3.22 | 76.92 |
| | | 07 | Edible vegetables and certain roots and tubers | 0.35 | 3.09 | 777.79 |
| | | 32 | Tanning/dyeing extract; tannins & derivatives; pigments, etc | 3.34 | 2.95 | (11.46) |
| | | 2403 | Other manufactured tobacco and substitutes; homogenized tobacco, etc | 1.78 | 5.29 | 197.03 |
| | | 76 | Aluminium and articles thereof | 1.52 | 2.10 | 38.00 |
| | | 11 | Products of the milling industry; malt; starches; inulin; wheat gluten | 1.44 | 1.83 | 26.55 |
| | | 85 | Electrical machinery equipment parts thereof; sound recorder, etc | 0.58 | 1.75 | 202.09 |
| | | 2523 | Portland cement, aluminous cement, persulphate cement, etc | 58.46 | 48.28 | (17.41) |
| | | 1516 | Animal or vegetable fats and oils and fractions, hydrogenated, etc | 45.11 | 32.19 | (28.64) |
| | | 3401 | Soap; organic surface-active products in bars, etc; paper with soap, etc | 13.34 | 12.41 | (6.98) |
| | | 1005 | Maize(corn) | 4.23 | 10.35 | 144.41 |
| | | 1701 | Cane or beet sugar and chemically pure sucrose, in solid form | 9.77 | 7.28 | (25.47) |
| | | 7214 | Iron/steel bars and rods, forged, etc (incl. twisted), uncoiled | 6.09 | 5.78 | (5.14) |
| | | 4819 | Cartons, boxes, etc; box files, etc, of paper, paperboard, etc | 4.19 | 4.27 | 2.03 |
| | | 7306 | Other tubes, pipes and hollow profiles of iron or steel, welded, nes | 4.27 | 3.76 | (11.82) |
| | | 7210 | Rolled iron or non-alloy steel, >=600mm wide, clad, plated or coated | 2.71 | 3.70 | 36.37 |
| | | 1511 | Palm oil and its fractions | 9.28 | 3.61 | (61.06) |
| | | 1202 | Ground-nuts, not roasted or otherwise cooked | 0.00 | 3.38 | 87,233.91 |
| | | 4403 | Wood in the rough or roughly squared | 3.73 | 3.24 | (13.24) |
| | | 3402 | Non-soap surface-active agents; washing preparations, nes | 2.80 | 3.18 | 13.32 |
| | | 3923 | Articles for the of goods, of plastics; stoppers, etc, of plastics | 1.80 | 3.18 | 76.15 |
| | | 1007 | Grain sorghum | 0.50 | 2.93 | 481.60 |
| | | 0304 | Fish fillets and other fish meat, fresh, chilled or frozen | 1.13 | 2.69 | 138.02 |
| | | 3208 | Paints and varnishes based on polymers in a non-aqueous medium | 3.17 | 2.69 | (15.12) |
| | | 3304 | Beauty, make-up, skin-care (incl. suntan), manicure preparations | 2.58 | 2.57 | (0.22) |
| | | 7217 | Wire of iron or non-alloy steel | 1.42 | 2.34 | 64.70 |
| | | 2208 | Undenatured ethyl alcohol of an alcoholic strength <80%; spirits, etc | 2.79 | 2.20 | (21.03) |
| | Tanzania | | | | | |
| | | 72 | Iron and steel | 12.48 | 16.87 | 35.15 |
| | | 24 | Tobacco and manufactured tobacco substitutes | 3.43 | 10.08 | 193.79 |
| | | 27 | Mineral fuels, oils & product of their distillation; etc | 4.98 | 5.74 | 15.45 |
| | | 44 | Wood and articles of wood; wood charcoal | 9.18 | 3.17 | (65.49) |
| | | 48 | Paper & paperboard; art of paper pulp, paper/paperboard | 0.64 | 1.89 | 194.47 |
| | | 22 | Beverages, spirits and vinegar | 2.49 | 1.64 | (34.24) |
| | | 30 | Pharmaceutical products | 3.06 | 1.63 | (46.69) |
| | | 34 | Soap, organic surface-active agents, washing preparations, etc | 1.44 | 1.41 | (2.18) |
| | | 73 | Articles of iron or steel | 0.66 | 1.37 | 106.94 |
| | | 12 | Oil seed, oleaginous fruits; miscellaneous grain, seed, fruit etc | 0.23 | 1.34 | 478.55 |

TABLE 7C: INTRA-EAC DOMESTIC EXPORTS OF THE MAJOR TWENTY PRODUCTS, 2015 COMPARED TO 2014 (US\$, MILLION)

| Partner State | Country of Destination | Hs Level | Description of Goods | 2014 | 2015 | 2015/14 % change |
|---------------|------------------------|----------|--|-------|-------|------------------|
| | Kenya | 2 digits | | | | |
| | | 33 | Essential oils & resinoids; perfumery, cosmetic/toilet preparations | 1.52 | 1.06 | (30.47) |
| | | 10 | Cereals | 0.06 | 0.88 | 1,483.20 |
| | | 04 | Dairy products; birds' eggs; natural honey; edible products nes | 0.61 | 0.56 | (7.64) |
| | | 96 | Miscellaneous manufactured articles | 0.00 | 0.52 | 2,369,067.73 |
| | | 85 | Electrical machinery equipment parts thereof; sound recorder, etc | 0.32 | 0.31 | (0.86) |
| | | 15 | Animal/vegetable fats & oils & their cleavage products,etc | 0.71 | 0.27 | (61.26) |
| | | 39 | Plastics and articles thereof | 0.29 | 0.12 | (58.96) |
| | | 11 | Products of the milling industry; malt; starches; inulin; wheat gluten | | 0.08 | #DIV/0! |
| | | 07 | Edible vegetables and certain roots and tubers | 0.03 | 0.07 | 149.43 |
| | | 23 | Residues & waste from the food industries; prepared animal fodder | 0.05 | 0.06 | 19.40 |
| | | 7210 | Rolled iron or non-alloy steel, >=600mm wide, clad, plated or coated | 12.13 | 16.22 | 33.69 |
| | | 2401 | Unmanufactured tobacco; tobacco refuse | 3.28 | 9.80 | 199.07 |
| | | 2716 | Electrical energy | 4.91 | 5.58 | 13.65 |
| | | 4403 | Wood in the rough or roughly squared | 9.11 | 3.16 | (65.26) |
| | | 4821 | Paper or paperboard labels of all kinds, whether or not printed | 0.59 | 1.78 | 202.11 |
| | | 3004 | Medicaments of mixed or unmixed products, for retail sale | 2.85 | 1.63 | (42.78) |
| | | 2201 | Waters, (incl. mineral waters and aerated waters); ice and snow | 2.22 | 1.46 | (34.25) |
| | | 3401 | Soap; organic surface-active products in bars, etc; paper with soap,etc | 1.37 | 1.34 | (2.00) |
| | | 3304 | Beauty, make-up, skin-care (incl. suntan), manicure preparations | 1.52 | 0.90 | (40.98) |
| | | 1005 | Maize(corn) | 0.06 | 0.88 | 1,483.20 |
| | | 7317 | Nails, tacks, drawing pins, corrugated nails... of iron or steel | 0.39 | 0.74 | 89.07 |
| | | 9619 | Sanitary towels (pads) and tampons, napkins and napkin liners for babies and similar a | | 0.52 | #DIV/0! |
| | | 1207 | Other oil seeds and oleaginous fruits | 0.01 | 0.47 | 3,039.52 |
| | | 1211 | Plants and parts of plants, of a kind used in perfumery, pharmacy... etc | 0.22 | 0.43 | 98.83 |
| | | 7306 | Other tubes, pipes and hollow profiles of iron or steel, welded, nes | 0.08 | 0.38 | 366.83 |
| | | 7208 | Hot-rolled iron or non-alloy steel, >=600mm wide | 0.25 | 0.36 | 41.58 |
| | | 1209 | Seeds, fruits and spores, of a kind used for sowing | | 0.34 | #DIV/0! |
| | | 7206 | | | 0.29 | |
| | | 2403 | Other manufactured tobacco and substitutes; homogenized tobacco, etc | 0.01 | 0.28 | 2,443.65 |
| | | 0401 | Milk and cream, not concentrated or sweetened | 0.19 | 0.27 | 39.28 |
| Kenya | Uganda | 2 digits | | | | |
| | | 25 | Salt; sulphur; earths and stone; plastering material | 86.57 | 92.54 | 6.90 |
| | | 72 | Iron and steel. | 51.03 | 54.85 | 7.48 |
| | | 22 | Beverages, spirits and vinegar. | 33.47 | 47.48 | 41.86 |
| | | 39 | Plastics and articles thereof. | 49.73 | 46.14 | -7.21 |
| | | 27 | Mineral fuels, mineral oils and products of their distillation | 22.36 | 40.43 | 80.82 |
| | | 30 | Pharmaceutical products. | 19.68 | 32.59 | 65.60 |
| | | 87 | Vehicles other than railway or tramway rolling-stock | 17.24 | 22.18 | 28.63 |
| | | 34 | Soap, organic surface-active agents, washing preparations | 21.41 | 21.97 | 2.59 |

TABLE 7C: INTRA-EAC DOMESTIC EXPORTS OF THE MAJOR TWENTY PRODUCTS, 2015 COMPARED TO 2014
(US\$, MILLION)

| Partner State | Country of Destination | Hs Level | Description of Goods | 2014 | 2015 | 2015/14 % change |
|---------------|------------------------|----------|--|-------|-------|------------------|
| Kenya | Uganda | 2 digits | | | | |
| | | 17 | Sugars and sugar confectionery. | 18.26 | 18.28 | 0.12 |
| | | 48 | Paper and paperboard; articles of paper pulp, of paper or of paperboard | 17.90 | 16.49 | -7.86 |
| | | 28 | Inorganic chemicals; organic or inorganic compound | 11.80 | 16.22 | 37.37 |
| | | 21 | Miscellaneous edible preparations. | 11.83 | 15.77 | 33.32 |
| | | 73 | Articles of iron or steel. | 12.93 | 13.88 | 7.39 |
| | | 15 | Animal or vegetable fats and oils and their cleavage products; | 15.21 | 12.56 | -17.40 |
| | | 49 | Printed books, newspapers, pictures and other products | 7.00 | 10.64 | 52.08 |
| | | 31 | Fertilisers. | 5.58 | 10.35 | 85.48 |
| | | 38 | Miscellaneous chemical products. | 5.40 | 10.30 | 90.84 |
| | | 64 | Footwear, gaiters and the like; parts of such articles | 10.42 | 9.38 | -9.91 |
| | | 24 | Tobacco and manufactured tobacco substitutes. | 8.11 | 9.06 | 11.73 |
| | | 32 | Tanning or dyeing extracts; tannins and their derivatives | 7.09 | 8.05 | 13.66 |
| | | 4 digits | | | | |
| | | 2523 | Portland cement, aluminous cement, persulphate cement | 49.99 | 56.66 | 13.34 |
| | | 2710 | Petroleum oils and oils obtained from bituminous minerals, other than crude; preparation | 19.36 | 38.78 | 100.26 |
| | | 7210 | Rolled iron or non-alloy steel, >=600mm wide, clad | 33.17 | 37.78 | 13.90 |
| | | 2501 | Salt/pure sodium chloride whether or not containing anti-caking agents, seawater | 28.83 | 30.49 | 5.77 |
| | | 3004 | Medicaments of mixed or unmixed products, for retail sale | 15.91 | 29.88 | 87.85 |
| | | 3923 | Articles for conveyance or packing of goods, of plastics | 23.34 | 25.08 | 7.43 |
| | | 2203 | Beer made from malt | 14.68 | 17.68 | 20.40 |
| | | 1704 | Sugar confectionery (incl. white chocolate), not c | 17.84 | 17.55 | -1.58 |
| | | 2207 | Ethyl alcohol, undenatured of >=80% alcohol | 9.65 | 15.38 | 59.25 |
| | | 3402 | Non-soap surface-active agents; washing preparations | 12.10 | 11.10 | -8.20 |
| | | 8716 | Trailers and semi-trailers; other vehicles not mechanically propelled | 8.47 | 9.59 | 13.26 |
| | | 1517 | Margarine; edible preparations of animal or vegetable fats or oils, nes | 8.27 | 9.16 | 10.73 |
| | | 2402 | Cigars, cigarillos, cigarettes, etc, of tobacco or of tobacco substitutes | 8.11 | 9.06 | 11.72 |
| | | 2202 | Waters (incl. mineral and aerated), with added sugar | 4.27 | 9.01 | 110.80 |
| | | 8702 | Public-transport type passenger motor vehicles | 4.70 | 8.52 | 81.27 |
| | | 3105 | Mineral or chemical fertilizers, nes; other fertilizers | 3.73 | 8.31 | 122.92 |
| | | 2103 | Sauces and sauce preparations; mixed condiments and mixed seasoning | 5.87 | 8.13 | 38.67 |
| | | 3401 | Soap; organic surface-active products in bars, etc | 6.19 | 8.08 | 30.45 |
| | | 3808 | Insecticides, rodenticides and similar products | 3.75 | 8.01 | 113.53 |
| | | 7204 | Ferrous waste and scrap; remelting scrap ingots of steel | 0.55 | 7.34 | 1223.63 |
| | Tanzania | 2 digits | | | | |
| | | 30 | Pharmaceutical products. | 24.90 | 23.69 | -4.85 |
| | | 39 | Plastics and articles thereof. | 24.35 | 19.46 | -20.09 |
| | | 34 | Soap, organic surface-active agents, washing preparations | 29.29 | 16.65 | -43.17 |
| | | 84 | Nuclear reactors, boilers, machinery and mechanical appliances | 7.73 | 16.45 | 112.94 |
| | | 17 | Sugars and sugar confectionery. | 23.04 | 15.48 | -32.82 |

TABLE 7C: INTRA-EAC DOMESTIC EXPORTS OF THE MAJOR TWENTY PRODUCTS, 2015 COMPARED TO 2014 (US\$, MILLION)

| Partner State | Country of Destination | Hs Level | Description of Goods | 2014 | 2015 | 2015/14 % change |
|---------------|------------------------|----------|--|-------|-------|------------------|
| | Tanzania | 2 digits | | | | |
| | | 85 | Electrical machinery and equipment and parts thereof | 17.66 | 15.05 | -14.77 |
| | | 25 | Salt; sulphur; earths and stone; plastering materials | 30.12 | 14.04 | -53.37 |
| | | 87 | Vehicles other than railway or tramway rolling-stock | 12.64 | 13.23 | 4.63 |
| | | 76 | Aluminium and articles thereof. | 22.53 | 11.51 | -48.89 |
| | | 15 | Animal or vegetable fats and oils and their cleavage products; | 31.14 | 9.51 | -69.46 |
| | | 28 | Inorganic chemicals; organic or inorganic compounds | 9.79 | 8.55 | -12.68 |
| | | 73 | Articles of iron or steel. | 10.71 | 7.78 | -27.34 |
| | | 48 | Paper and paperboard; articles of paper pulp, of paper or of paperboard | 10.09 | 7.44 | -26.25 |
| | | 83 | Miscellaneous articles of base metal. | 8.83 | 7.06 | -20.09 |
| | | 63 | Other made up textile articles; sets; worn clothing | 6.41 | 5.67 | -11.55 |
| | | 64 | Footwear, gaiters and the like; parts of such articles | 8.96 | 5.24 | -41.50 |
| | | 32 | Tanning or dyeing extracts; tannins and their derivatives | 4.46 | 5.19 | 16.51 |
| | | 02 | Meat and edible meat offal. | 5.97 | 5.17 | -13.47 |
| | | 94 | Furniture; bedding, mattresses, mattress supports, cushion, etc | 6.48 | 5.03 | -22.47 |
| | | 27 | Mineral fuels, mineral oils and products of their distillation | 1.60 | 4.69 | 192.66 |
| | | 4 digits | | | | |
| | | 3004 | Medicaments of mixed or unmixed products, for retail sale | 24.20 | 23.20 | -4.12 |
| | | 1704 | Sugar confectionery (incl. white chocolate), not containing cocoa | 22.55 | 15.15 | -32.83 |
| | | 3923 | Articles for conveyance or packing of goods, of plastics | 18.09 | 13.46 | -25.60 |
| | | 3401 | Soap; organic surface-active products in bars, etc | 18.51 | 10.18 | -45.03 |
| | | 7615 | Table, kitchen, household and sanitary articles... | 18.48 | 9.26 | -49.91 |
| | | 8507 | Electric accumulators (incl. separators thereof) | 13.56 | 9.24 | -31.87 |
| | | 2501 | Salt/pure sodium chloride whether or not containing anti-caking agents, seawater | 8.26 | 8.90 | 7.75 |
| | | 8309 | Stoppers, caps and lids, capsules for bottles... O | 7.65 | 6.59 | -13.81 |
| | | 3402 | Non-soap surface-active agents; washing preparations | 8.45 | 5.49 | -35.03 |
| | | 4819 | Cartons, boxes, etc; box files, etc, of paper, paperboard | 5.31 | 5.16 | -2.90 |
| | | 2523 | Portland cement, aluminous cement, persulphate cement | 21.62 | 5.00 | -76.88 |
| | | 1517 | Margarine; edible preparations of animal or vegetable fats or oils, nes | 6.10 | 4.91 | -19.52 |
| | | 1511 | Palm oil and its fractions whether or not refined | 15.59 | 4.06 | -73.95 |
| | | 2710 | Petroleum oils and oils obtained from bituminous minerals, other than crude; preparation | 0.58 | 3.96 | 586.77 |
| | | 8455 | Metal-rolling mills and rolls thereof | 0.01 | 3.96 | 46976.17 |
| | | 3209 | Paints and varnishes, in an aqueous medium | 3.17 | 3.95 | 24.72 |
| | | 8716 | Trailers and semi-trailers; other vehicles not mechanically propelled | 8.16 | 3.83 | -53.08 |
| | | 2836 | Carbonates; peroxocarbonates; commercial ammonium | 4.72 | 3.60 | -23.89 |
| | | 8430 | Earth moving... Machinery, nes; pile-drivers/extrac | 2.50 | 3.48 | 38.95 |
| | | 8431 | Parts suitable for use with the machinery of 84.25 | 0.09 | 3.43 | 3772.26 |

TABLE 7C: INTRA-EAC DOMESTIC EXPORTS OF THE MAJOR TWENTY PRODUCTS, 2015 COMPARED TO 2014
(US\$, MILLION)

| Partner State | Country of Destination | Hs Level | Description of Goods | 2014 | 2015 | 2015/14 % change |
|---------------|------------------------|----------|--|-------|-------|------------------|
| | Rwanda | 2 digits | | | | |
| | | 30 | Pharmaceutical products. | 6.98 | 14.78 | 111.75 |
| | | 15 | Animal or vegetable fats and oils and their cleavage products; | 7.29 | 12.04 | 65.19 |
| | | 25 | Salt; sulphur; earths and stone; plastering materials | 6.12 | 11.93 | 94.87 |
| | | 39 | Plastics and articles thereof. | 11.53 | 11.41 | -1.03 |
| | | 72 | Iron and steel. | 14.00 | 9.02 | -35.62 |
| | | 64 | Footwear, gaiters and the like; parts of such articles | 6.74 | 8.79 | 30.50 |
| | | 48 | Paper and paperboard; articles of paper pulp, of paper or of paperboard | 6.92 | 8.60 | 24.33 |
| | | 17 | Sugars and sugar confectionery. | 4.60 | 5.77 | 25.48 |
| | | 22 | Beverages, spirits and vinegar. | 3.75 | 5.35 | 42.72 |
| | | 73 | Articles of iron or steel. | 3.10 | 5.20 | 67.96 |
| | | 85 | Electrical machinery and equipment and parts there | 8.10 | 4.97 | -38.62 |
| | | 32 | Tanning or dyeing extracts; tannins and their derivatives | 3.49 | 4.60 | 31.57 |
| | | 76 | Aluminium and articles thereof. | 5.47 | 3.11 | -43.08 |
| | | 34 | Soap, organic surface-active agents, washing preparations | 2.99 | 3.10 | 3.62 |
| | | 27 | Mineral fuels, mineral oils and products of their distillation | 2.12 | 3.10 | 45.82 |
| | | 24 | Tobacco and manufactured tobacco substitutes. | 4.25 | 3.03 | -28.76 |
| | | 83 | Miscellaneous articles of base metal. | 0.58 | 2.80 | 384.57 |
| | | 31 | Fertilisers. | 0.93 | 2.58 | 179.05 |
| | | 63 | Other made up textile articles; sets; worn clothing | 0.49 | 2.45 | 395.62 |
| | | 84 | Nuclear reactors, boilers, machinery and mechanical appliances | 2.21 | 2.33 | 5.26 |
| | | 4 digits | | | | |
| | | 3004 | Medicaments of mixed or unmixed products, for retail sale | 6.08 | 14.13 | 132.37 |
| | | 1511 | Palm oil and its fractions whether or not refined | 4.32 | 10.04 | 132.41 |
| | | 2501 | Salt/pure sodium chloride whether or not containing anti-caking agents, seawater | 3.96 | 6.55 | 65.51 |
| | | 6402 | Other footwear with outer soles and uppers of rubber or plastics | 4.49 | 6.50 | 44.62 |
| | | 1704 | Sugar confectionery (incl. White chocolate), not containing cocoa | 4.32 | 5.65 | 30.71 |
| | | 4819 | Cartons, boxes, etc; box files, etc, of paper, paperboard | 4.31 | 5.23 | 21.46 |
| | | 2523 | Portland cement, aluminous cement, persulphate cement | 1.65 | 4.68 | 183.18 |
| | | 7210 | Rolled iron or non-alloy steel, >=600mm wide | 9.00 | 4.39 | -51.21 |
| | | 2402 | Cigars, cigarillos, cigarettes, etc, of tobacco or of tobacco substitutes | 4.25 | 3.03 | -28.76 |
| | | 3923 | Articles for conveyance or packing of goods, of plastics | 3.80 | 2.97 | -21.89 |
| | | 3924 | Tableware, kitchenware and toilet articles, of plastics | 2.76 | 2.77 | 0.30 |
| | | 2710 | Petroleum oils and oils obtained from bituminous minerals, other than crude; preparation | 1.81 | 2.67 | 47.42 |
| | | 8309 | Stoppers, caps and lids, capsules for bottles | 0.32 | 2.62 | 715.70 |
| | | 3209 | Paints and varnishes, in an aqueous medium | 1.73 | 2.37 | 36.91 |
| | | 2207 | Ethyl alcohol, undenatured of >=80% alcohol, denatured | 1.44 | 2.17 | 50.95 |
| | | 4820 | Registers, account books, etc; albums for samples, of paper, paperboard | 1.13 | 2.17 | 91.41 |
| | | 3917 | Tubes, pipes and hoses, and fittings thereof | 1.67 | 2.14 | 28.21 |
| | | 3105 | Mineral or chemical fertilizers, nes; other fertilizers | 0.74 | 2.04 | 177.76 |
| | | 7214 | Iron/steel bars and rods, forged, etc (incl. twisted), uncoiled | 1.83 | 1.92 | 5.04 |

TABLE 7C: INTRA-EAC DOMESTIC EXPORTS OF THE MAJOR TWENTY PRODUCTS, 2015 COMPARED TO 2014 (US\$, MILLION)

| Partner State | Country of Destination | Hs Level | Description of Goods | 2014 | 2015 | 2015/14 % change |
|---------------|------------------------|----------|---|-------|-------|------------------|
| | Rwanda | 4 digits | | | | |
| | | 7615 | Table, kitchen, household and sanitary articles... | 2.30 | 1.91 | -17.20 |
| | Burundi | 2 digits | | | | - |
| | | 39 | Plastics and articles thereof. | 12.11 | 12.18 | 0.53 |
| | | 72 | Iron and steel. | 7.74 | 5.57 | -28.05 |
| | | 73 | Articles of iron or steel. | 9.58 | 3.66 | -61.84 |
| | | 48 | Paper and paperboard; articles of paper pulp, of paper or of paperboard | 2.23 | 2.75 | 23.40 |
| | | 17 | Sugars and sugar confectionery. | 3.68 | 2.67 | -27.41 |
| | | 34 | Soap, organic surface-active agents, washing preparations | 2.73 | 1.91 | -29.94 |
| | | 83 | Miscellaneous articles of base metal. | 0.26 | 1.83 | 602.09 |
| | | 64 | Footwear, gaiters and the like; parts of such articles | 1.75 | 1.53 | -12.39 |
| | | 84 | Nuclear reactors, boilers, machinery and mechanical appliances | 0.29 | 1.50 | 413.69 |
| | | 15 | Animal or vegetable fats and oils and their cleavage products; | 0.65 | 1.40 | 114.64 |
| | | 32 | Tanning or dyeing extracts; tannins and their derivatives | 2.65 | 1.38 | -47.89 |
| | | 30 | Pharmaceutical products. | 2.37 | 1.29 | -45.54 |
| | | 24 | Tobacco and manufactured tobacco substitutes. | 0.60 | 1.28 | 114.44 |
| | | 96 | Miscellaneous manufactured articles. | 1.11 | 1.06 | -4.41 |
| | | 27 | Mineral fuels, mineral oils and products of their distillation | 2.28 | 0.74 | -67.42 |
| | | 28 | Inorganic chemicals; organic or inorganic compound | 0.79 | 0.72 | -7.76 |
| | | 33 | Essential oils and resinoids; perfumery, cosmetic | 1.15 | 0.72 | -37.27 |
| | | 76 | Aluminium and articles thereof. | 1.12 | 0.66 | -40.78 |
| | | 85 | Electrical machinery and equipment and parts there | 1.74 | 0.64 | -63.16 |
| | | 49 | Printed books, newspapers, pictures and other products | 1.36 | 0.58 | -57.35 |
| | | 4 digits | | | | |
| | | 3923 | Articles for conveyance or packing of goods, of plastics | 9.13 | 10.10 | 10.61 |
| | | 7306 | Other tubes, pipes and hollow profiles of iron or similarly closed | 5.31 | 3.42 | -35.71 |
| | | 7210 | Rolled iron or non-alloy steel, >=600mm wide | 4.99 | 3.32 | -33.43 |
| | | 1704 | Sugar confectionery (incl. white chocolate), not containing cocoa | 3.62 | 2.67 | -26.35 |
| | | 4820 | Registers, account books, etc; albums for samples, of paper, paperboard | 1.84 | 1.91 | 3.76 |
| | | 8309 | Stoppers, caps and lids, capsules for bottles | 0.21 | 1.83 | 752.68 |
| | | 3402 | Non-soap surface-active agents; washing preparations | 2.19 | 1.59 | -27.71 |
| | | 6402 | Other footwear with outer soles and uppers of rubber or plastics | 1.63 | 1.46 | -10.56 |
| | | 2402 | Cigars, cigarillos, cigarettes, etc, of tobacco or of tobacco substitutes | 0.60 | 1.28 | 114.44 |
| | | 1511 | Palm oil and its fractions whether or not refined | 0.49 | 1.07 | 119.43 |
| | | 9608 | Ball-point, felt tipped...pens and pencils and art | 1.10 | 1.03 | -6.31 |
| | | 3209 | Paints and varnishes, in an aqueous medium | 1.87 | 0.92 | -51.08 |
| | | 8438 | Machinery, nes, for the industrial preparation of | 0.07 | 0.90 | 1213.90 |
| | | 7208 | Hot-rolled iron or non-alloy steel, >=600mm wide | 1.26 | 0.86 | -31.68 |
| | | 3004 | Medicaments of mixed or unmixed products, for retail sale | 1.71 | 0.82 | -52.13 |
| | | 7214 | Iron/steel bars and rods, forged, etc (incl. twisted), uncoiled | 0.15 | 0.73 | 382.97 |
| | | 4819 | Cartons, boxes, etc; box files, etc, of paper, paperboard | 0.15 | 0.66 | 331.20 |

TABLE 7C: INTRA-EAC DOMESTIC EXPORTS OF THE MAJOR TWENTY PRODUCTS, 2015 COMPARED TO 2014 (US\$, MILLION)

| Partner State | Country of Destination | Hs Level | Description of Goods | 2014 | 2015 | 2015/14 % change |
|---------------|------------------------|----------|---|-------|-------|------------------|
| | | 2839 | Silicates; commercial alkali metal silicates | 0.52 | 0.51 | -1.56 |
| Rwanda | Kenya | 2 digits | | | | |
| | | 09 | Coffee, tea, mate and spices | 58.28 | 69.24 | 18.81 |
| | | 23 | Residues and waste from the food industries; prepared animal fodder | 1.01 | 3.64 | 260.91 |
| | | 41 | Raw hides and skins (other than furskins) and leather | 5.89 | 3.55 | -39.61 |
| | | 07 | Edible vegetables and certain roots and tubers | 0.00 | 1.93 | 0.00 |
| | | 88 | Aircraft, spacecraft, and parts thereof | 0.03 | 0.44 | 1300.33 |
| | | 12 | Oil seeds and oleaginous fruits; miscellaneous grains, seeds and fruit; industrial or medicinal plants; straw and fodder | 0.00 | 0.25 | 0.00 |
| | | 85 | Electrical machinery and equipment and parts thereof; sound recorders and reproducers, television image and sound recorders and reproducers, and parts and accessories of such articles | 0.07 | 0.16 | 133.81 |
| | | 26 | Ores, slag and ash | 0.49 | 0.14 | -70.19 |
| | | 84 | Nuclear reactors, boilers, machinery and mechanical appliances; parts thereof | 0.43 | 0.14 | -68.23 |
| | | 73 | Articles of iron or steel | 0.00 | 0.12 | 12385.02 |
| | | 87 | Vehicles other than railway or tramway rollingstock, and parts and accessories thereof | 0.20 | 0.11 | -42.06 |
| | | 44 | Wood and articles of wood; wood charcoal | 0.00 | 0.09 | 5710.33 |
| | | 39 | Plastics and articles thereof | 0.01 | 0.06 | 887.34 |
| | | 90 | Optical, photographic, cinematographic, measuring, checking, precision, medical or surgical instruments and apparatus; parts and accessories thereof | 0.01 | 0.05 | 670.43 |
| | | 63 | Other made up textile articles; sets; worn clothing and worn textile articles; rags | 0.06 | 0.04 | -22.89 |
| | | 61 | Articles of apparel and clothing accessories, knitted or crocheted | 0.05 | 0.04 | -18.99 |
| | | 25 | Salt; sulphur; earths and stone; plastering materials, lime and cement | 0.07 | 0.04 | -39.01 |
| | | 20 | Preparations of vegetables, fruit, nuts or other parts of plants | 0.00 | 0.04 | 0.00 |
| | | 08 | Edible fruit and nuts; peel of citrus fruit or melons | 0.01 | 0.03 | 274.92 |
| | | 96 | Miscellaneous manufactured articles | 0.02 | 0.03 | 31.46 |
| | | 4 digits | | | | |
| | | 0902 | Tea, whether or not flavoured. | 57.70 | 67.51 | 17.00 |
| | | 2304 | Oil-cake and other solid residues, whether or not ground or in the form of pellets, etc | 0.00 | 2.09 | 0.00 |
| | | 0713 | Dried leguminous vegetables, shelled, whether or not skinned or split. | 0.00 | 1.88 | 0.00 |
| | | 0901 | Coffee, whether or not roasted or decaffeinated; coffee husks and skins; coffee substitutes containing coffee | 0.58 | 1.73 | 199.33 |
| | | 4101 | Raw hides and skins of bovine (including buffalo) or equine animals (fresh, or salted, d | 2.66 | 1.62 | -38.88 |
| | | 2302 | Bran, sharps and other residues, whether or not in the form of pellets | 1.01 | 1.55 | 54.35 |
| | | 4102 | Raw skins of sheep or lambs (fresh, or salted, dried, limed, pickled or otherwise preserved) | 0.62 | 1.03 | 64.37 |
| | | 4103 | Other raw hides and skins (fresh, or salted, dried, limed, pickled or otherwise preserved) | 2.60 | 0.91 | -65.24 |
| | | 8803 | Parts of goods of heading 88.01 or 88.02. | 0.03 | 0.44 | 1300.33 |

TABLE 7C: INTRA-EAC DOMESTIC EXPORTS OF THE MAJOR TWENTY PRODUCTS, 2015 COMPARED TO 2014 (US\$, MILLION)

| Partner State | Country of Destination | Hs Level | Description of Goods | 2014 | 2015 | 2015/14 % change |
|---------------|------------------------|----------|--|------|------|------------------|
| Rwanda | Kenya | 4 digits | | | | |
| | | 1208 | Flours and meals of oil seeds or oleaginous fruits, other than those of mustard. | 0.00 | 0.23 | 0.00 |
| | | 2601 | Iron ores and concentrates, including roasted iron pyrites. | 0.49 | 0.14 | -70.19 |
| | | 8704 | Motor vehicles for the transport of goods. | 0.00 | 0.10 | 0.00 |
| | | 7308 | Structures (excluding prefabricated buildings of heading 94.06) and parts of structures | 0.00 | 0.10 | 27895.78 |
| | | 4415 | Packing cases, boxes, crates, drums and similar packings, of wood; cable-drums of wood; | 0.00 | 0.09 | 5710.33 |
| | | 8538 | Parts suitable for use solely or principally with the apparatus of heading 85.35, 85.36 | 0.00 | 0.06 | 0.00 |
| | | 3923 | Articles for the conveyance or packing of goods, of plastics; stoppers, lids, caps | 0.01 | 0.05 | 835.09 |
| | | 0708 | Leguminous vegetables, shelled or unshelled, fresh or chilled. | 0.00 | 0.05 | 0.00 |
| | | 6309 | Worn clothing and other worn articles. | 0.06 | 0.04 | -26.64 |
| | | 6105 | Men's or boys' shirts, knitted or crocheted. | 0.00 | 0.04 | 0.00 |
| | | 8480 | Moulding boxes for metal foundry; mould bases; moulding patterns; moulds for metal | 0.00 | 0.04 | 0.00 |
| | Tanzania | 2 digits | | | | |
| | | 85 | Electrical machinery and equipment and parts thereof; sound recorders and reproducers, television image and sound recorders and reproducers, and parts and accessories of such articles | 4.83 | 0.76 | -84.29 |
| | | 12 | Oil seeds and oleaginous fruits; miscellaneous grains, seeds and fruit; industrial or medicinal plants; straw and fodder | 0.00 | 0.44 | 0.00 |
| | | 84 | Nuclear reactors, boilers, machinery and mechanical appliances; parts thereof | 0.01 | 0.32 | 3526.23 |
| | | 10 | Cereals | 0.00 | 0.19 | 0.00 |
| | | 70 | Ceramic products | 0.01 | 0.15 | 1013.63 |
| | | 44 | Wood and articles of wood; wood charcoal | 0.62 | 0.07 | -88.18 |
| | | 96 | Miscellaneous manufactured articles | 0.08 | 0.02 | -75.02 |
| | | 63 | Other made up textile articles; sets; worn clothing and worn textile articles; rags | 0.01 | 0.02 | 4.11 |
| | | 48 | Paper and paperboard; articles of paper pulp of paper or of paperboard | 0.00 | 0.01 | 0.00 |
| | | 07 | Edible vegetables and certain roots and tubers | 0.01 | 0.01 | 0.85 |
| | | 73 | Articles of iron or steel | 0.00 | 0.01 | 0.00 |
| | | 94 | Furniture; bedding, mattresses, mattress supports, cushions and similar stuffed furnishings; lamps and lighting fittings, not elsewhere specified or included; illuminated signs, illuminated name-plates and the like | 0.00 | 0.00 | 246.22 |
| | | 87 | Vehicles other than railway or tramway rollingstock, and parts and accessories thereof | 0.02 | 0.00 | -82.13 |
| | | 39 | Plastics and articles thereof | 0.00 | 0.00 | -4.11 |
| | | 62 | Articles of apparel and clothing accessories, not knitted or crocheted | 0.00 | 0.00 | 0.00 |
| | | 22 | Beverages, spirits and vinegar | 0.01 | 0.00 | -69.22 |
| | | 01 | Live animals | 0.01 | 0.00 | -80.08 |
| | | 72 | Iron and steel | 0.03 | 0.00 | -96.04 |
| | | 64 | Footwear, gaiters and the like; parts of such articles | 0.00 | 0.00 | 0.00 |

TABLE 7C: INTRA-EAC DOMESTIC EXPORTS OF THE MAJOR TWENTY PRODUCTS, 2015 COMPARED TO 2014 (US\$, MILLION)

| Partner State | Country of Destination | Hs Level | Description of Goods | 2014 | 2015 | 2015/14 % change |
|---------------|------------------------|----------|--|------|------|------------------|
| | Tanzania | 4 digits | | | | |
| | | 8517 | Electrical apparatus for line telephony or line telegraphy, including line telephone set | 4.79 | 0.74 | -84.53 |
| | | 1208 | Flours and meals of oil seeds or oleaginous fruits, other than those of mustard. | 0.00 | 0.43 | 0.00 |
| | | 8414 | Air or vacuum pumps, air or other gas compressors and fans; ventilating or recycling hoods with a fan | 0.00 | 0.24 | 0.00 |
| | | 1005 | Maize (corn). | 0.00 | 0.19 | 0.00 |
| | | 7020 | Other articles of glass. | 0.01 | 0.10 | 684.88 |
| | | 4409 | Wood (including strips and friezes for parquet flooring, not assembled) | 0.45 | 0.07 | -83.57 |
| | | 7001 | Cullet and other waste and scrap of glass; glass in the mass. | 0.00 | 0.05 | 0.00 |
| | | 8430 | Other moving, grading, levelling, scraping, excavating, tamping, compacting, extracting | 0.00 | 0.03 | 0.00 |
| | | | | | | |
| | | 9605 | Travel sets for personal toilet, sewing or shoe or clothes cleaning. | 0.08 | 0.02 | -74.27 |
| | | 8471 | Automatic data processing machines and units thereof; magnetic or optical readers, machines and units thereof | 0.00 | 0.02 | 0.00 |
| | | 6309 | Worn clothing and other worn articles. | 0.01 | 0.02 | 2.42 |
| | | 8525 | Transmission apparatus for radio-telephony, radio-telegraphy, radio-broadcasting or telegraphy | 0.00 | 0.01 | 0.00 |
| | | 8459 | Machine-tools (including way-type unit head machines) for drilling, boring, milling, etc | 0.00 | 0.01 | 0.00 |
| | | 4817 | Envelopes, letter cards, plain postcards and correspondence cards, of paper or paperboard | 0.00 | 0.01 | 0.00 |
| | | 1201 | Soya beans, whether or not broken. | 0.00 | 0.01 | 0.00 |
| | | 8431 | Parts suitable for use solely or principally with the machinery of headings 84.25 to 84. | 0.00 | 0.01 | 409.85 |
| | | 0701 | Potatoes, fresh or chilled. | 0.01 | 0.01 | -7.54 |
| | | 7323 | Table, kitchen or other household articles and parts thereof, of iron or steel; iron or | 0.00 | 0.00 | 0.00 |
| | | 8443 | Printing machinery used for printing by means of the printing type, blocks, plates, etc | 0.00 | 0.00 | 0.00 |
| | | 9403 | Other furniture and parts thereof. | 0.00 | 0.00 | 243.51 |
| | Uganda | 2 digits | | | | |
| | | 41 | Raw hides and skins (other than furskins) and leather | 3.47 | 3.35 | -3.39 |
| | | 07 | Edible vegetables and certain roots and tubers | 1.20 | 2.36 | 96.65 |
| | | 09 | Coffee, tea, mate and spices | 1.71 | 0.82 | -51.90 |
| | | 33 | Essential oils and resinoids; perfumery, cosmetic or toilet preparations | 0.71 | 0.63 | -11.89 |
| | | 52 | Cotton | 0.85 | 0.27 | -68.25 |
| | | 72 | Iron and steel | 0.44 | 0.27 | -39.94 |
| | | 84 | Nuclear reactors, boilers, machinery and mechanical appliances; parts thereof | 0.24 | 0.23 | -3.74 |
| | | 26 | Ores, slag and ash | 0.04 | 0.15 | 271.44 |
| | | 87 | Vehicles other than railway or tramway rollingstock, and parts and accessories thereof | 0.05 | 0.14 | 214.99 |
| | | 90 | Optical, photographic, cinematographic, measuring, checking, precision, medical or surgical instruments and apparatus; parts and accessories thereof | 0.05 | 0.14 | 171.25 |

TABLE 7C: INTRA-EAC DOMESTIC EXPORTS OF THE MAJOR TWENTY PRODUCTS, 2015 COMPARED TO 2014 (US\$, MILLION)

| Partner State | Country of Destination | Hs Level | Description of Goods | 2014 | 2015 | 2015/14 % change |
|---------------|------------------------|----------|---|------|------|------------------|
| | Uganda | 2 digits | | | | |
| | | 39 | Plastics and articles thereof | 0.10 | 0.14 | 35.73 |
| | | 85 | Electrical machinery and equipment and parts thereof; sound recorders and reproducers, television image and sound recorders and reproducers, and parts and accessories of such articles | 0.08 | 0.12 | 47.05 |
| | | 23 | Residues and waste from the food industries; prepared animal fodder | 0.04 | 0.08 | 134.99 |
| | | 73 | Articles of iron or steel | 0.18 | 0.06 | -64.83 |
| | | 63 | Other made up textile articles; sets; worn clothing and worn textile articles; rags | 0.08 | 0.06 | -22.39 |
| | | 25 | Salt; sulphur; earths and stone; plastering materials, lime and cement | 0.00 | 0.05 | 0.00 |
| | | 20 | Preparations of vegetables, fruit, nuts or other parts of plants | 0.00 | 0.04 | 0.00 |
| | | 69 | Ceramic products | 0.12 | 0.04 | -70.47 |
| | | 22 | Beverages, spirits and vinegar | 0.31 | 0.04 | -88.28 |
| | | 04 | Dairy produce; birds' eggs; natural honey; edible products of animal origin, not elsewhere specified or included | 0.04 | 0.02 | -37.17 |
| | | 4 digits | | | | |
| | | 4101 | Raw hides and skins of bovine (including buffalo) or equine animals (fresh, or salted) | 1.59 | 2.40 | 50.43 |
| | | 0708 | Leguminous vegetables, shelled or unshelled, fresh or chilled. | 0.09 | 2.02 | 2139.50 |
| | | 0901 | Coffee, whether or not roasted or decaffeinated; coffee husks and skins; coffee substitutes containing coffee | 1.71 | 0.82 | -51.99 |
| | | 4103 | Other raw hides and skins (fresh, or salted, dried, limed, pickled or otherwise preserved) | 1.34 | 0.80 | -40.34 |
| | | 3304 | Beauty or make-up preparations and preparations for the care of the skin (other than medicinal) | 0.53 | 0.51 | -3.96 |
| | | 0713 | Dried leguminous vegetables, shelled, whether or not skinned or split. | 0.48 | 0.28 | -42.02 |
| | | 7204 | Ferrous waste and scrap; remelting scrap ingots of iron or steel. | 0.44 | 0.27 | -39.22 |
| | | 5208 | Woven fabrics of cotton, containing 85 % or more by weight of cotton | 0.62 | 0.21 | -65.72 |
| | | 4102 | Raw skins of sheep or lambs (fresh, or salted, dried, limed, pickled or otherwise preserved) | 0.54 | 0.15 | -71.16 |
| | | 2611 | Tungsten ores and concentrates. | 0.04 | 0.15 | 271.44 |
| | | 8705 | Special purpose motor vehicles, other than those principally designed for the transport | 0.00 | 0.10 | 0.00 |
| | | 8429 | Self-propelled bulldozers, angle dozers, graders, levellers, scrapers, mechanical shovels | 0.03 | 0.10 | 291.24 |
| | | 3306 | Preparations for oral or dental hygiene, including denture fixative pastes and powders; | 0.17 | 0.09 | -44.43 |
| | | 9018 | Instruments and appliances used in medical, surgical, dental or veterinary sciences | 0.05 | 0.09 | 71.41 |
| | | 8541 | Diodes, transistors and similar semiconductor devices; photosensitive semiconductor | 0.02 | 0.08 | 387.81 |
| | | 3915 | Waste, parings and scrap, of plastics. | 0.01 | 0.08 | 912.28 |
| | | 7308 | Structures (excluding prefabricated buildings of heading 94.06) and parts of structures | 0.02 | 0.06 | 163.41 |
| | | 5202 | Cotton waste (including yarn waste and garneted stock). | 0.00 | 0.06 | 0.00 |
| | | 6309 | Worn clothing and other worn articles. | 0.04 | 0.06 | 58.28 |

TABLE 7C: INTRA-EAC DOMESTIC EXPORTS OF THE MAJOR TWENTY PRODUCTS, 2015 COMPARED TO 2014 (US\$, MILLION)

| Partner State | Country of Destination | Hs Level | Description of Goods | 2014 | 2015 | 2015/14 % change |
|---------------|------------------------|----------|--|------|------|------------------|
| | Uganda | 4 digits | | | | |
| | | 3926 | Other articles of plastics and articles of other materials of headings 39.01 to 39.14. | 0.08 | 0.05 | -32.61 |
| | Burundi | 2 digits | | | | |
| | | 07 | Edible vegetables and certain roots and tubers | 0.61 | 1.41 | 131.51 |
| | | 85 | Electrical machinery and equipment and parts thereof; sound recorders and reproducers, television image and sound recorders and reproducers, and parts and accessories of such articles | 0.24 | 0.72 | 203.30 |
| | | 84 | Nuclear reactors, boilers, machinery and mechanical appliances; parts thereof | 1.40 | 0.57 | -59.02 |
| | | 22 | Beverages, spirits and vinegar | 0.55 | 0.54 | -1.12 |
| | | 10 | Cereals | 0.10 | 0.50 | 388.78 |
| | | 94 | Furniture; bedding, mattresses, mattress supports, cushions and similar stuffed furnishings; lamps and lighting fittings, not elsewhere specified or included; illuminated signs, illuminated name-plates and the like | 0.95 | 0.49 | -48.63 |
| | | 87 | Vehicles other than railway or tramway rollingstock, and parts and accessories thereof | 0.03 | 0.38 | 1378.82 |
| | | 72 | Iron and steel | 0.33 | 0.32 | -3.62 |
| | | 70 | Ceramic products | 0.55 | 0.31 | -42.47 |
| | | 21 | Miscellaneous edible preparations | 0.41 | 0.28 | -31.63 |
| | | 39 | Plastics and articles thereof | 1.07 | 0.13 | -87.59 |
| | | 33 | Essential oils and resinoids; perfumery, cosmetic or toilet preparations | 0.33 | 0.12 | -62.39 |
| | | 44 | Wood and articles of wood; wood charcoal | 0.02 | 0.10 | 362.69 |
| | | 27 | Mineral fuels, mineral oils and products of their distillation; bituminous substances; mineral waxes | 0.22 | 0.08 | -62.10 |
| | | 73 | Articles of iron or steel | 0.05 | 0.08 | 74.75 |
| | | 41 | Raw hides and skins (other than furskins) and leather | 0.00 | 0.06 | 0.00 |
| | | 38 | Miscellaneous chemical products | 0.02 | 0.05 | 234.30 |
| | | 25 | Salt; sulphur; earths and stone; plastering materials, lime and cement | 0.95 | 0.05 | -95.26 |
| | | 69 | Ceramic products | 2.73 | 0.04 | -98.43 |
| | | 20 | Preparations of vegetables, fruit, nuts or other parts of plants | 0.11 | 0.04 | -62.92 |
| | | 4 digits | | | | |
| | | 0701 | Potatoes, fresh or chilled. | 0.38 | 0.73 | 92.79 |
| | | 0713 | Dried leguminous vegetables, shelled, whether or not skinned or split. | 0.19 | 0.63 | 228.79 |
| | | 2203 | Beer made from malt. | 0.50 | 0.54 | 6.95 |
| | | 1005 | Maize (corn). | 0.10 | 0.50 | 418.83 |
| | | 9404 | Mattress supports; articles of bedding and similar furnishing (for example, mattresses, | 0.85 | 0.42 | -50.72 |
| | | 8529 | Parts suitable for use solely or principally with the apparatus of headings 85.25 to 85. | 0.01 | 0.41 | 3551.23 |
| | | 8701 | Tractors (other than tractors of heading 87.09). | 0.00 | 0.34 | 0.00 |
| | | 7010 | Carboys, bottles, flasks, jars, pots, phials, ampoules and other containers, of glass, | 0.55 | 0.31 | -42.62 |
| | | 2106 | Food preparations not elsewhere specified or included. | 0.31 | 0.24 | -21.37 |
| | | 7214 | Other bars and rods of iron or non-alloy steel, not further worked than forged, hot-roll | 0.18 | 0.18 | -0.48 |
| | | 8535 | Electrical apparatus for switching or protecting electrical circuits | 0.01 | 0.17 | 2161.65 |

TABLE 7C: INTRA-EAC DOMESTIC EXPORTS OF THE MAJOR TWENTY PRODUCTS, 2015 COMPARED TO 2014 (US\$, MILLION)

| Partner State | Country of Destination | Hs Level | Description of Goods | 2014 | 2015 | 2015/14 % change |
|---------------|------------------------|----------|---|--------|--------|------------------|
| | Burundi | 4 digits | | | | |
| | | 8429 | Self-propelled bulldozers, angle dozers, graders, levellers, scrapers, mechanical shovels | 0.70 | 0.16 | -76.63 |
| | | 7228 | Other bars and rods of other alloy steel; angles, shapes and sections, of other alloy steel | 0.01 | 0.08 | 807.10 |
| | | 2711 | Petroleum gases and other gaseous hydrocarbons. | 0.19 | 0.08 | -55.90 |
| | | 8413 | Pumps for liquids, whether or not fitted with a measuring device; liquid elevators. | 0.00 | 0.08 | 16634.64 |
| | | 4415 | Packing cases, boxes, crates, drums and similar packings, of wood; cable-drums of wood; | 0.00 | 0.08 | 0.00 |
| | | 9403 | Other furniture and parts thereof. | 0.07 | 0.06 | -12.89 |
| | | 3304 | Beauty or make-up preparations and preparations for the care of the skin (other than medicinal) | 0.15 | 0.06 | -58.53 |
| | | 8525 | Transmission apparatus for radio-telephony, radio-telegraphy, radio-broadcasting or telegraphy | 0.00 | 0.06 | 17628.47 |
| | | 4101 | Raw hides and skins of bovine (including buffalo) or equine animals (fresh, or salted) | 0.00 | 0.06 | 0.00 |
| Tanzania | Kenya | 2 digits | | | | |
| | | 85 | Electrical machinery equipment parts thereof; sound recorder etc | 0.85 | 413.83 | 48,453.00 |
| | | 56 | Wadding, felt & nonwoven; yarns; twine, cordage, etc | 62.65 | 198.53 | 216.89 |
| | | 09 | Coffee, tea, mate and spices | 23.31 | 49.10 | 110.61 |
| | | 07 | Edible vegetables and certain roots and tubers | 62.03 | 38.15 | -38.49 |
| | | 48 | Paper & paperboard; art of paper pulp, paper/paperboard | 27.50 | 30.48 | 10.86 |
| | | 44 | Wood and articles of wood; wood charcoal | 0.92 | 27.39 | 2,871.72 |
| | | 08 | Edible fruit and nuts; peel of citrus fruit or melons | 1.09 | 26.16 | 2,308.95 |
| | | 23 | Residues & waste from the food industries; prepared animal fodder | 33.51 | 25.87 | -22.79 |
| | | 63 | Other made up textile articles; sets; worn clothing etc | 33.18 | 22.96 | -30.81 |
| | | 53 | Other vegetable textile fibres; paper yarn & woven fabrics of paper yarn | 2.08 | 18.85 | 806.43 |
| | | 27 | Mineral fuels, oils & product of their distillation,etc | 9.99 | 10.75 | 7.57 |
| | | 10 | Cereals | 103.79 | 8.32 | -91.98 |
| | | 01 | Live animals | 0.08 | 8.20 | 10,146.71 |
| | | 25 | Salt; sulphur; earth & stone; plastering material; lime & cement | 2.22 | 5.57 | 150.99 |
| | | 70 | Glass and glassware | 2.84 | 5.17 | 82.27 |
| | | 39 | Plastics and articles thereof | 4.01 | 4.69 | 16.84 |
| | | 22 | Beverages, spirits and vinegar | 6.22 | 4.18 | -32.78 |
| | | 19 | Preparations of cereal, flour, starch/milk; pastry cooks' products | 0.00 | 4.06 | 175,344.65 |
| | | 74 | Copper and articles thereof | 1.52 | 3.95 | 159.14 |
| | | 03 | Fish & crustacean, mollusc & other aquatic invertebrate | 2.69 | 3.09 | 14.74 |
| | | 4 digits | | | | |
| | | 8528 | Television receivers (incl. video monitors and video projectors) | 0.10 | 411.88 | 394,494.20 |
| | | 5607 | Twine, cordage, rope and cables | 62.62 | 195.94 | 212.90 |
| | | 0710 | Vegetables, frozen | 53.13 | 32.06 | -39.66 |
| | | 4804 | Uncoated kraft paper and paperboard, in rolls or sheets (excl. 48.02+03) | 20.20 | 27.67 | 36.96 |
| | | 4407 | Wood sawn or chipped lengthwise, sliced or peeled, >6mm thick | 0.08 | 26.69 | 32,827.03 |
| | | 0805 | Citrus fruit, fresh or dried | 0.49 | 26.01 | 5,185.44 |

TABLE 7C: INTRA-EAC DOMESTIC EXPORTS OF THE MAJOR TWENTY PRODUCTS, 2015 COMPARED TO 2014 (US\$, MILLION)

| Partner State | Country of Destination | Hs Level | Description of Goods | 2014 | 2015 | 2015/14 % change |
|---------------|------------------------|----------|--|------|------|------------------|
| | Uganda | 4 digits | | | | |
| | | 3926 | Other articles of plastics and articles of other materials of headings 39.01 to 39.14. | 0.08 | 0.05 | -32.61 |
| | Burundi | 2 digits | | | | |
| | | 07 | Edible vegetables and certain roots and tubers | 0.61 | 1.41 | 131.51 |
| | | 85 | Electrical machinery and equipment and parts thereof; sound recorders and reproducers, television image and sound recorders and reproducers, and parts and accessories of such articles | 0.24 | 0.72 | 203.30 |
| | | 84 | Nuclear reactors, boilers, machinery and mechanical appliances; parts thereof | 1.40 | 0.57 | -59.02 |
| | | 22 | Beverages, spirits and vinegar | 0.55 | 0.54 | -1.12 |
| | | 10 | Cereals | 0.10 | 0.50 | 388.78 |
| | | 94 | Furniture; bedding, mattresses, mattress supports, cushions and similar stuffed furnishings; lamps and lighting fittings, not elsewhere specified or included; illuminated signs, illuminated name-plates and the like | 0.95 | 0.49 | -48.63 |
| | | 87 | Vehicles other than railway or tramway rollingstock, and parts and accessories thereof | 0.03 | 0.38 | 1378.82 |
| | | 72 | Iron and steel | 0.33 | 0.32 | -3.62 |
| | | 70 | Ceramic products | 0.55 | 0.31 | -42.47 |
| | | 21 | Miscellaneous edible preparations | 0.41 | 0.28 | -31.63 |
| | | 39 | Plastics and articles thereof | 1.07 | 0.13 | -87.59 |
| | | 33 | Essential oils and resinoids; perfumery, cosmetic or toilet preparations | 0.33 | 0.12 | -62.39 |
| | | 44 | Wood and articles of wood; wood charcoal | 0.02 | 0.10 | 362.69 |
| | | 27 | Mineral fuels, mineral oils and products of their distillation; bituminous substances; mineral waxes | 0.22 | 0.08 | -62.10 |
| | | 73 | Articles of iron or steel | 0.05 | 0.08 | 74.75 |
| | | 41 | Raw hides and skins (other than furskins) and leather | 0.00 | 0.06 | 0.00 |
| | | 38 | Miscellaneous chemical products | 0.02 | 0.05 | 234.30 |
| | | 25 | Salt; sulphur; earths and stone; plastering materials, lime and cement | 0.95 | 0.05 | -95.26 |
| | | 69 | Ceramic products | 2.73 | 0.04 | -98.43 |
| | | 20 | Preparations of vegetables, fruit, nuts or other parts of plants | 0.11 | 0.04 | -62.92 |
| | | 4 digits | | | | |
| | | 0701 | Potatoes, fresh or chilled. | 0.38 | 0.73 | 92.79 |
| | | 0713 | Dried leguminous vegetables, shelled, whether or not skinned or split. | 0.19 | 0.63 | 228.79 |
| | | 2203 | Beer made from malt. | 0.50 | 0.54 | 6.95 |
| | | 1005 | Maize (corn). | 0.10 | 0.50 | 418.83 |
| | | 9404 | Mattress supports; articles of bedding and similar furnishing (for example, mattresses, | 0.85 | 0.42 | -50.72 |
| | | 8529 | Parts suitable for use solely or principally with the apparatus of headings 85.25 to 85. | 0.01 | 0.41 | 3551.23 |
| | | 8701 | Tractors (other than tractors of heading 87.09). | 0.00 | 0.34 | 0.00 |
| | | 7010 | Carboys, bottles, flasks, jars, pots, phials, ampoules and other containers, of glass, | 0.55 | 0.31 | -42.62 |
| | | 2106 | Food preparations not elsewhere specified or included. | 0.31 | 0.24 | -21.37 |
| | | 7214 | Other bars and rods of iron or non-alloy steel, not further worked than forged, hot-roll | 0.18 | 0.18 | -0.48 |
| | | 8535 | Electrical apparatus for switching or protecting electrical circuits | 0.01 | 0.17 | 2161.65 |

TABLE 7C: INTRA-EAC DOMESTIC EXPORTS OF THE MAJOR TWENTY PRODUCTS, 2015 COMPARED TO 2014 (US\$, MILLION)

| Partner State | Country of Destination | Hs Level | Description of Goods | 2014 | 2015 | 2015/14 % change |
|---------------|------------------------|----------|---|--------|--------|------------------|
| | Burundi | 4 digits | | | | |
| | | 8429 | Self-propelled bulldozers, angle dozers, graders, levellers, scrapers, mechanical shovels | 0.70 | 0.16 | -76.63 |
| | | 7228 | Other bars and rods of other alloy steel; angles, shapes and sections, of other alloy steel | 0.01 | 0.08 | 807.10 |
| | | 2711 | Petroleum gases and other gaseous hydrocarbons. | 0.19 | 0.08 | -55.90 |
| | | 8413 | Pumps for liquids, whether or not fitted with a measuring device; liquid elevators. | 0.00 | 0.08 | 16634.64 |
| | | 4415 | Packing cases, boxes, crates, drums and similar packings, of wood; cable-drums of wood; | 0.00 | 0.08 | 0.00 |
| | | 9403 | Other furniture and parts thereof. | 0.07 | 0.06 | -12.89 |
| | | 3304 | Beauty or make-up preparations and preparations for the care of the skin (other than medicinal) | 0.15 | 0.06 | -58.53 |
| | | 8525 | Transmission apparatus for radio-telephony, radio-telegraphy, radio-broadcasting or telegraphy | 0.00 | 0.06 | 17628.47 |
| | | 4101 | Raw hides and skins of bovine (including buffalo) or equine animals (fresh, or salted) | 0.00 | 0.06 | 0.00 |
| Tanzania | Kenya | 2 digits | | | | |
| | | 85 | Electrical machinery equipment parts thereof; sound recorder etc | 0.85 | 413.83 | 48,453.00 |
| | | 56 | Wadding, felt & nonwoven; yarns; twine, cordage, etc | 62.65 | 198.53 | 216.89 |
| | | 09 | Coffee, tea, mate and spices | 23.31 | 49.10 | 110.61 |
| | | 07 | Edible vegetables and certain roots and tubers | 62.03 | 38.15 | -38.49 |
| | | 48 | Paper & paperboard; art of paper pulp, paper/paperboard | 27.50 | 30.48 | 10.86 |
| | | 44 | Wood and articles of wood; wood charcoal | 0.92 | 27.39 | 2,871.72 |
| | | 08 | Edible fruit and nuts; peel of citrus fruit or melons | 1.09 | 26.16 | 2,308.95 |
| | | 23 | Residues & waste from the food industries; prepared animal fodder | 33.51 | 25.87 | -22.79 |
| | | 63 | Other made up textile articles; sets; worn clothing etc | 33.18 | 22.96 | -30.81 |
| | | 53 | Other vegetable textile fibres; paper yarn & woven fabrics of paper yarn | 2.08 | 18.85 | 806.43 |
| | | 27 | Mineral fuels, oils & product of their distillation, etc | 9.99 | 10.75 | 7.57 |
| | | 10 | Cereals | 103.79 | 8.32 | -91.98 |
| | | 01 | Live animals | 0.08 | 8.20 | 10,146.71 |
| | | 25 | Salt; sulphur; earth & stone; plastering material; lime & cement | 2.22 | 5.57 | 150.99 |
| | | 70 | Glass and glassware | 2.84 | 5.17 | 82.27 |
| | | 39 | Plastics and articles thereof | 4.01 | 4.69 | 16.84 |
| | | 22 | Beverages, spirits and vinegar | 6.22 | 4.18 | -32.78 |
| | | 19 | Preparations of cereal, flour, starch/milk; pastry cooks' products | 0.00 | 4.06 | 175,344.65 |
| | | 74 | Copper and articles thereof | 1.52 | 3.95 | 159.14 |
| | | 03 | Fish & crustacean, mollusc & other aquatic invertebrate | 2.69 | 3.09 | 14.74 |
| | | 4 digits | | | | |
| | | 8528 | Television receivers (incl. video monitors and video projectors) | 0.10 | 411.88 | 394,494.20 |
| | | 5607 | Twine, cordage, rope and cables | 62.62 | 195.94 | 212.90 |
| | | 0710 | Vegetables, frozen | 53.13 | 32.06 | -39.66 |
| | | 4804 | Uncoated kraft paper and paperboard, in rolls or sheets (excl. 48.02+03) | 20.20 | 27.67 | 36.96 |
| | | 4407 | Wood sawn or chipped lengthwise, sliced or peeled, >6mm thick | 0.08 | 26.69 | 32,827.03 |
| | | 0805 | Citrus fruit, fresh or dried | 0.49 | 26.01 | 5,185.44 |

TABLE 7C: INTRA-EAC DOMESTIC EXPORTS OF THE MAJOR TWENTY PRODUCTS, 2015 COMPARED TO 2014 (US\$, MILLION)

| Partner State | Country of Destination | Hs Level | Description of Goods | 2014 | 2015 | 2015/14 % change |
|---------------|------------------------|----------|---|-------|-------|------------------|
| Tanzania | Kenya | 4 digits | | | | |
| | | 0910 | Ginger, saffron, turmeric (curcuma)...curry and other spices | 0.02 | 24.33 | 147,925.77 |
| | | 0902 | Tea | 22.53 | 23.97 | 6.39 |
| | | 5303 | Jute, etc (excl. flax...), not spun; tow and waste of these fibres | 2.08 | 18.85 | 807.14 |
| | | 2302 | Brans, sharps and other residues, derived from working of cereals, etc | 8.61 | 18.66 | 116.62 |
| | | 6304 | Other furnishing articles, nes (excl. of 94.04) | 19.61 | 15.17 | -22.67 |
| | | 1005 | Maize(corn) | 94.54 | 8.20 | -91.32 |
| | | 0102 | Live bovine animals | 0.08 | 8.07 | 9,984.77 |
| | | 6305 | Sacks and bags, used for packing goods | 12.74 | 7.37 | -42.15 |
| | | 2306 | Oil-cake and other solid residues, of vegetable fats | 24.62 | 7.18 | -70.83 |
| | | 2712 | Petroleum jelly; paraffin wax... And other mineral waxes, etc | 5.63 | 5.11 | -9.19 |
| | | 7010 | Carboys, bottles, flasks... Ampoules, etc; stoppers, lids, of glass | 2.78 | 5.11 | 83.56 |
| | | 2710 | Petroleum oils and oils obtained from bituminous minerals, other than crude | 2.64 | 4.17 | 58.15 |
| | | 1905 | Bread, pastry, cakes, etc; communion wafers, rice paper, etc | 0.00 | 4.06 | 175,344.65 |
| | | 7407 | Copper bars, rods and profiles | 0.00 | 3.88 | #DIV/0! |
| | Uganda | 2 digits | | | | |
| | | 27 | Mineral fuels, oils & product of their distillation, etc | 7.07 | 10.32 | 45.92 |
| | | 38 | Miscellaneous chemical products | 0.06 | 7.71 | 11,883.72 |
| | | 07 | Edible vegetables and certain roots and tubers | 0.47 | 7.03 | 1,409.08 |
| | | 70 | Glass and glassware | 4.28 | 4.89 | 14.17 |
| | | 34 | Soap, organic surface-active agents, washing preparations, etc | 0.09 | 3.16 | 3,436.92 |
| | | 48 | Paper & paperboard; art of paper pulp, paper/paperboard | 3.79 | 2.94 | -22.36 |
| | | 63 | Other made up textile articles; sets; worn clothing, etc | 10.35 | 2.65 | -74.41 |
| | | 56 | Wadding, felt & nonwoven; yarns; twine, cordage, etc | 1.10 | 2.29 | 108.28 |
| | | 39 | Plastics and articles thereof | 1.83 | 1.97 | 7.45 |
| | | 84 | Nuclear reactors, boilers, machinery & mechanical appliance; parts | 3.96 | 1.92 | -51.38 |
| | | 22 | Beverages, spirits and vinegar | 3.32 | 1.88 | -43.40 |
| | | 10 | Cereals | 11.16 | 1.73 | -84.47 |
| | | 85 | Electrical machinery mechanical parts thereof; sound recorder, etc | 8.49 | 1.65 | -80.58 |
| | | 72 | Iron and steel | 1.31 | 1.05 | -19.77 |
| | | 32 | Tanning/dyeing extract; tannins & derivatives; pigments, etc | 0.17 | 0.89 | 423.28 |
| | | 23 | Residues & waste from the food industries; prepared animal fodder | 0.57 | 0.84 | 47.67 |
| | | 08 | Edible fruit and nuts; peel of citrus fruit or melons | 0.00 | 0.74 | #DIV/0! |
| | | 25 | Salt; sulphur; earth & stone; plastering material; lime & cement | 0.16 | 0.64 | 297.42 |
| | | 33 | Essential oils & resinoids; perfumery, cosmetic/toilet preparations | 0.60 | 0.59 | -1.99 |
| | | 03 | Fish & crustacean, mollusc & other aquatic invertebrate | 0.19 | 0.58 | 206.80 |
| | | 4 digits | | | | |
| | | 2710 | Petroleum oils and oils obtained from bituminous minerals, other than crude | 4.52 | 7.80 | 72.33 |
| | | 3814 | Organic composite solvents and thinners | 0.01 | 7.58 | 78,885.71 |
| | | 0713 | Dried leguminous vegetables, shelled | 0.27 | 6.96 | 2,489.90 |
| | | 7010 | Carboys, bottles, flasks... Ampoules, etc; stoppers, lids..., of glass | 4.28 | 4.89 | 14.13 |
| | | 3402 | Non-soap surface-active agents; washing preparations in powder, liquid, etc | 0.02 | 3.16 | 13,231.71 |

TABLE 7C: INTRA-EAC DOMESTIC EXPORTS OF THE MAJOR TWENTY PRODUCTS, 2015 COMPARED TO 2014 (US\$, MILLION)

| Partner State | Country of Destination | Hs Level | Description of Goods | 2014 | 2015 | 2015/14 % change |
|---------------|------------------------|----------|---|-------|-------|------------------|
| | Uganda | 4 digits | | | | |
| | | 6305 | Sacks and bags, used for packing goods | 2.14 | 2.57 | 20.49 |
| | | 4819 | Cartons, boxes, etc; box files, etc, of paper, paperboard, etc | 3.53 | 2.50 | -29.20 |
| | | 5607 | Twine, cordage, rope and cables | 1.07 | 2.29 | 114.21 |
| | | 2712 | Petroleum jelly; paraffin wax... and other mineral waxes, etc | 2.10 | 2.01 | -3.95 |
| | | 3920 | Other plates..., of plastics, not reinforced, etc | 1.03 | 1.70 | 65.06 |
| | | 2207 | Ethyl alcohol, undenatured of >=80% alcohol, denatured spirits | 2.96 | 1.39 | -53.07 |
| | | 3215 | Printing ink, writing or drawing ink and other inks | 0.12 | 0.89 | 614.30 |
| | | 7210 | Rolled iron or non-alloy steel, >=600mm wide, clad, plated or coated | 1.17 | 0.85 | -27.83 |
| | | 2306 | Oil-cake and other solid residues, of vegetable fats | 0.54 | 0.82 | 52.04 |
| | | 1006 | Rice | 9.55 | 0.81 | -91.52 |
| | | 1003 | Barley | 0.00 | 0.74 | #DIV/0! |
| | | 0805 | Citrus fruit, fresh or dried | 0.00 | 0.73 | #DIV/0! |
| | | 8504 | Electrical transformers, static converters and inductors | 0.69 | 0.62 | -9.74 |
| | | 8429 | Self-propelled bulldozers, angle dozers, graders, levellers, etc | 1.97 | 0.59 | -70.02 |
| | | 6402 | Other footwear with outer soles and uppers of rubber or plastics | 0.35 | 0.58 | 67.25 |
| | Burundi | 2 digits | | | | |
| | | 25 | Salt; sulphur; earth & stone; plastering material; lime & cement | 16.77 | 11.01 | -34.34 |
| | | 31 | Fertilisers | 0.32 | 5.25 | 1,566.05 |
| | | 70 | Glass and glassware | 0.00 | 4.94 | #DIV/0! |
| | | 15 | Animal/vegetable fats & oil & their cleavage products, etc | 4.43 | 3.93 | -11.39 |
| | | 12 | Oil seed, oleaginous fruits; miscellaneous grain, seed, fruit, etc | 0.45 | 3.79 | 746.90 |
| | | 27 | Mineral fuels, oils & product of their distillation, etc | 2.71 | 2.59 | -4.25 |
| | | 48 | Paper & paperboard; art of paper pulp, paper/paperboard | 0.58 | 2.25 | 287.01 |
| | | 72 | Iron and steel | 2.16 | 2.20 | 1.97 |
| | | 39 | Plastics and articles thereof | 3.53 | 2.10 | -40.44 |
| | | 84 | Nuclear reactors, boilers, machinery & mechanical appliance; parts | 1.08 | 1.65 | 52.85 |
| | | 10 | Cereals | 1.65 | 1.09 | -34.12 |
| | | 33 | Essential oils & resinoids; perfumery, cosmetic/toilet preparations | 0.83 | 0.88 | 6.27 |
| | | 63 | Other made up textile articles; sets; worn clothing, etc | 4.29 | 0.81 | -81.06 |
| | | 19 | Preparations of cereal, flour, starch/milk; pastry cooks' products | 1.07 | 0.56 | -48.32 |
| | | 73 | Articles of iron and steel | 0.31 | 0.48 | 53.18 |
| | | 44 | Wood and articles of wood; wood charcoal | 0.05 | 0.42 | 666.34 |
| | | 34 | Soap, organic surface-active agents, washing preparations, etc | 0.21 | 0.30 | 45.69 |
| | | 87 | Vehicles other than railway/tramway roll-stock, parts & accessories | 0.37 | 0.28 | -24.18 |
| | | 90 | Optical, photographic, cinematography, measuring, checking, precision, medical or surgical instruments and apparatus; parts and accessories thereof | 0.01 | 0.20 | 1,476.16 |
| | | 22 | Beverages, spirits and vinegar | 0.27 | 0.16 | -41.43 |
| | | 4 digits | | | | |
| | | 2523 | Portland cement, aluminous cement, persulphate cement, etc | 14.21 | 8.21 | -42.24 |
| | | 7010 | Carboys, bottles, flasks... Ampoules, etc; stoppers, lids, of glass | 0.00 | 4.94 | - |
| | | 1211 | Plants and parts of plants, of a kind used in perfumery, pharmacy... etc | 0.00 | 3.75 | - |

TABLE 7C: INTRA-EAC DOMESTIC EXPORTS OF THE MAJOR TWENTY PRODUCTS, 2015 COMPARED TO 2014 (US\$, MILLION)

| Partner State | Country of Destination | Hs Level | Description of Goods | 2014 | 2015 | 2015/14 % change |
|---------------|------------------------|----------|--|------|-------|------------------|
| | Burundi | 4 digits | | | | |
| | | 1518 | Inedible mixtures of animal or vegetable fats of nes specified | 4.35 | 3.23 | -25.74 |
| | | 2501 | Salt/pure sodium chloride whether or not containing anti-caking agents; seawater | 2.54 | 2.70 | 6.66 |
| | | 3105 | Mineral or chemical fertilizers, nes; other fertilizers; goods =<10kg | 0.00 | 2.66 | - |
| | | 3102 | Mineral or chemical fertilizers, nitrogenous | 0.29 | 2.59 | 794.82 |
| | | 4821 | Paper or paperboard labels of all kinds, whether or not printed | 0.23 | 1.70 | 656.09 |
| | | 2712 | Petroleum jelly; paraffin wax and other mineral waxes, etc | 1.79 | 1.44 | -19.40 |
| | | 7210 | Rolled iron or non-alloy steel, >=600mm wide, clad, plated or coated | 1.34 | 1.27 | -5.16 |
| | | 3923 | Articles for conveyance or packing of goods, of plastics | 2.99 | 1.13 | -62.12 |
| | | 1005 | Maize(corn) | 1.57 | 1.03 | -34.25 |
| | | 2710 | Petroleum oils and oils obtained from bituminous minerals, other than crude | 0.82 | 0.98 | 18.84 |
| | | 6305 | Sacks and bags, used for packing goods | 0.78 | 0.77 | -1.82 |
| | | 8432 | Machinery for soil preparation/cultivation; lawn/sports-ground rollers | 0.00 | 0.62 | - |
| | | 3304 | Beauty, make-up, skin-care (incl. suntan), manicure preparations | 0.56 | 0.59 | 5.70 |
| | | 1905 | Bread, pastry, cakes, etc; communion wafers, rice paper, etc | 1.07 | 0.55 | -48.95 |
| | | 3924 | Tableware, kitchenware and toilet articles, of plastics | 0.33 | 0.54 | 61.48 |
| | | 1516 | Animal or vegetable fats and oils and fractions, hydrogenated, etc | 0.00 | 0.49 | 26,515.68 |
| | | 4820 | Registers, account books, etc; albums for samples, of paper, paperboard | 0.10 | 0.46 | 379.02 |
| | Rwanda | 2 digits | | | | |
| | | 85 | Electrical machinery equipment parts thereof; sound recorder, etc | 0.51 | 18.98 | 3,636.23 |
| | | 70 | Glass and glassware | 2.06 | 6.52 | 216.12 |
| | | 31 | Fertilisers | 0.22 | 4.52 | 1,971.99 |
| | | 27 | Mineral fuels, oils & product of their distillation,etc | 4.48 | 3.95 | -12.00 |
| | | 72 | Iron and steel | 2.82 | 3.67 | 29.95 |
| | | 48 | Paper & paperboard; art of paper pulp, paper/paperboard | 1.09 | 1.51 | 39.08 |
| | | 19 | Preparations of cereal, flour, starch/milk; pastry cooks' products | 1.85 | 1.21 | -34.71 |
| | | 22 | Beverages, spirits and vinegar | 1.38 | 1.16 | -15.83 |
| | | 63 | Other made up textile articles; sets; worn clothing etc | 1.38 | 1.01 | -26.55 |
| | | 33 | Essential oils & resinoids; perfumery, cosmetic/toilet preparations | 0.58 | 0.87 | 48.41 |
| | | 11 | Products of the milling industry; malt; starches; insulin; wheat gluten | 0.91 | 0.73 | -19.47 |
| | | 39 | Plastics and articles thereof | 2.75 | 0.63 | -76.96 |
| | | 34 | Soap, organic surface-active agents, washing preparations, etc | 0.42 | 0.63 | 50.62 |
| | | 73 | Articles of iron and steel | 0.34 | 0.62 | 83.42 |
| | | 32 | Tanning/dyeing extract; tannins & derivatives; pigments etc | 0.60 | 0.45 | -24.84 |
| | | 84 | Nuclear reactors, boilers, machinery & mechanical appliance; parts | 1.58 | 0.38 | -76.11 |
| | | 87 | Vehicles other than railway/tramway roll-stock, parts & accessories | 0.00 | 0.35 | 7,063.47 |
| | | 25 | Salt; sulphur; earth & stone; plastering material; lime & cement | 5.21 | 0.27 | -94.88 |
| | | 15 | Animal/vegetable fats & oil & their cleavage products; etc | 1.58 | 0.15 | -90.65 |
| | | 03 | Fish & crustacean, mollusc & other aquatic invertebrate | 0.31 | 0.11 | -63.51 |

TABLE 7C: INTRA-EAC DOMESTIC EXPORTS OF THE MAJOR TWENTY PRODUCTS, 2015 COMPARED TO 2014 (US\$, MILLION)

| Partner State | Country of Destination | Hs Level | Description of Goods | 2014 | 2015 | 2015/14 % change |
|---------------|------------------------|----------|---|-------|-------|------------------|
| | Rwanda | 4 digits | | | | |
| | | 8536 | Electrical apparatus for switching electrical circuits, =<1000v | 0.01 | 18.45 | 145,411.80 |
| | | 7010 | Carboys, bottles, flasks... Ampoules, etc; stoppers, lids, of glass | 2.03 | 6.49 | 219.49 |
| | | 3102 | Mineral or chemical fertilizers, nitrogenous | 0.00 | 3.80 | - |
| | | 2712 | Petroleum jelly; paraffin wax and other mineral waxes, etc | 3.48 | 2.94 | -15.43 |
| | | 1905 | Bread, pastry, cakes, etc; communion wafers, rice paper, etc | 1.85 | 1.21 | -34.70 |
| | | 7209 | Cold-rolled iron or non-alloy steel, >=600mm wide | 0.00 | 1.17 | - |
| | | 7213 | Iron/steel bars and rods, hot-rolled, in irregularly wound coils | 2.02 | 0.98 | -51.53 |
| | | 6305 | Sacks and bags, used for packing goods | 1.32 | 0.80 | -39.25 |
| | | 4821 | Paper or paperboard labels of all kinds, whether or not printed | 0.16 | 0.80 | 392.97 |
| | | 7214 | Iron/steel bars and rods, forged, etc (incl. twisted), uncoiled | 0.47 | 0.79 | 68.53 |
| | | 1108 | Starches and inulin | 0.62 | 0.73 | 17.57 |
| | | 3105 | Mineral or chemical fertilizers, nes; other fertilizers; goods =<10kg | 0.11 | 0.72 | 530.20 |
| | | 7210 | Rolled iron or non-alloy steel, >=600mm wide, clad, plated or coated | 0.00 | 0.67 | - |
| | | 2202 | Waters (incl. mineral and aerated), with added sugar...(incl. Sweetened) | 1.27 | 0.53 | -58.35 |
| | | 3306 | Preparations for oral or dental hygiene (incl. denture fixative) | 0.29 | 0.53 | 80.96 |
| | | 4804 | Uncoated kraft paper and paperboard, in rolls or sheets (excl. 48.02+03) | 0.34 | 0.46 | 34.41 |
| | | 3209 | Paints and varnishes, in an aqueous medium | 0.60 | 0.44 | -26.15 |
| | | 3924 | Tableware, kitchenware and toilet articles, of plastics | 2.24 | 0.41 | -81.76 |
| | | 2701 | Coal; briquettes, ovoids and similar solid fuels manufactured from coal | 0.00 | 0.41 | - |
| | | 7306 | Other tubes, pipes and hollow profiles of iron or steel, welded, nes | 0.16 | 0.41 | 155.83 |
| | Kenya | 2 digits | | | | |
| | | 09 | Coffee, tea, mate and spices | 11.94 | 13.00 | 8.88 |
| | | 41 | Raw hides and skins (other than furskins) and leather | 0.08 | 1.62 | 1977.07 |
| | | 72 | Iron and steel | 0.11 | 0.11 | -1.86 |
| | | 96 | Miscellaneous manufactured articles | 0.00 | 0.03 | 1501.63 |
| | | 76 | Aluminium and articles thereof | 0.00 | 0.03 | 31627.68 |
| | | 87 | Vehicles other than railway or tramway rollingstock, and parts and accessories thereof | 0.02 | 0.02 | 0.78 |
| | | 39 | Plastics and articles thereof | 0.05 | 0.02 | -66.50 |
| | | 17 | Sugars and sugar confectionery | 0.04 | 0.01 | -67.13 |
| | | 84 | Nuclear reactors, boilers, machinery and mechanical appliances; parts thereof | 0.01 | 0.01 | 38.81 |
| | | 69 | Ceramic products | | 0.01 | - |
| | | 70 | Ceramic products | 0.03 | 0.01 | -69.24 |
| | | 85 | Electrical machinery and equipment and parts thereof; sound recorders and reproducers, television image and sound recorders and reproducers, and parts and accessories of such articles | 0.43 | 0.00 | -99.67 |
| | | 25 | Salt; sulphur; earths and stone; plastering materials, lime and cement | | 0.00 | - |
| | | 63 | Other made up textile articles; sets; worn clothing and worn textile articles; rags | 0.00 | 0.00 | -55.22 |
| | | 73 | Articles of iron or steel | 0.06 | 0.00 | -98.07 |

TABLE 7C: INTRA-EAC DOMESTIC EXPORTS OF THE MAJOR TWENTY PRODUCTS, 2015 COMPARED TO 2014 (US\$, MILLION)

| Partner State | Country of Destination | Hs Level | Description of Goods | 2014 | 2015 | 2015/14 % change |
|---------------|------------------------|----------|--|-------|-------|------------------|
| | Kenya | 2 digits | | | | |
| | | 94 | Furniture; bedding, mattresses, mattress supports, cushions and similar stuffed furnishings; lamps and lighting fittings, not elsewhere specified or included; illuminated signs, illuminated name-plates and the like | 0.00 | - | |
| | | 48 | Paper and paperboard; articles of paper pulp of paper or of paperboard | 0.01 | 0.00 | -96.32 |
| | | 4 digits | | | | - |
| | | 0902 | Tea, whether or not flavoured. | 11.94 | 12.51 | 4.75 |
| | | 4101 | Raw hides and skins of bovine (including buffalo) or equine animals (fresh, or salted) | 0.08 | 0.88 | 1040.47 |
| | | 4103 | Other raw hides and skins (fresh, or salted, dried, limed, pickled or otherwise preserved) | | 0.70 | - |
| | | 0901 | Coffee, whether or not roasted or decaffeinated; coffee husks and skins; coffee substitutes containing coffee | 0.66 | 0.49 | -24.86 |
| | | 7204 | Ferrous waste and scrap; remelting scrap ingots of iron or steel. | 0.11 | 0.11 | -1.86 |
| | | 4106 | Tanned or crust hides and skins of other animals, without wool or hair on | | 0.04 | - |
| | | 9605 | Travel sets for personal toilet, sewing or shoe or clothes cleaning. | | 0.03 | - |
| | | 7613 | Aluminium containers for compressed or liquefied gas. | 0.00 | 0.03 | 31627.68 |
| | | 8703 | Motor cars and other motor vehicles principally designed for the transport of persons | 0.39 | 0.02 | -93.65 |
| | | 1704 | Sugar confectionery (including white chocolate), not containing cocoa. | 0.04 | 0.01 | -65.75 |
| | | 6902 | Refractory bricks, blocks, tiles and similar refractory ceramic constructional goods | | 0.01 | - |
| | | 3915 | Waste, parings and scrap, of plastics. | 0.00 | 0.01 | 176.74 |
| | | 7010 | Carboys, bottles, flasks, jars, pots, phials, ampoules and other containers, of glass | 0.10 | 0.01 | -91.64 |
| | | 8473 | Parts and accessories (other than covers, carrying cases and the like) suitable for use | | 0.01 | - |
| | | 3923 | Articles for the conveyance or packing of goods, of plastics; stoppers, lids, caps | 0.27 | 0.01 | -97.38 |
| | | 8440 | Book-binding machinery, including book-sewing machines. | | 0.01 | - |
| | | 2504 | Natural graphite. | | 0.00 | - |
| | | 6309 | Worn clothing and other worn articles. | | 0.00 | - |
| | | 7323 | Table, kitchen or other household articles and parts thereof, of iron or steel; iron or | | 0.00 | - |
| | | 8548 | Waste and scrap of primary cells, primary batteries and electric accumulators | 0.00 | 0.00 | -75.10 |
| | Rwanda | 2 digits | | | | |
| | | 34 | Soap, organic surface-active agents, washing preparations, lubricating preparations, artificial waxes, prepared waxes, polishing or scouring preparations, candles and similar articles, modelling pastes, | 2.25 | 2.97 | 32.30 |
| | | 73 | Articles of iron or steel | 0.06 | 0.33 | 434.13 |
| | | 21 | Miscellaneous edible preparations | 0.06 | 0.25 | 308.31 |
| | | 33 | Essential oils and resinoids; perfumery, cosmetic or toilet preparations | 0.13 | 0.23 | 78.60 |
| | | 85 | Electrical machinery and equipment and parts thereof; sound recorders and reproducers, television image and sound recorders and reproducers, and parts and accessories of such articles | 0.43 | 0.17 | -60.14 |

TABLE 7C: INTRA-EAC DOMESTIC EXPORTS OF THE MAJOR TWENTY PRODUCTS, 2015 COMPARED TO 2014 (US\$, MILLION)

| Partner State | Country of Destination | Hs Level | Description of Goods | 2014 | 2015 | 2015/14 % change |
|---------------|------------------------|----------|--|------|------|------------------|
| | Rwanda | 2 digits | | | | |
| | | 87 | Vehicles other than railway or tramway rollingstock, and parts and accessories thereof | 0.02 | 0.16 | 572.04 |
| | | 72 | Iron and steel | 0.11 | 0.12 | 11.55 |
| | | 84 | Nuclear reactors, boilers, machinery and mechanical appliances; parts thereof | 0.01 | 0.10 | 881.12 |
| | | 39 | Plastics and articles thereof | 0.05 | 0.09 | 91.05 |
| | | 22 | Beverages, spirits and vinegar | 0.05 | 0.08 | 65.78 |
| | | 81 | Other base metals; cermets; articles thereof | 0.03 | 0.06 | 66.24 |
| | | 08 | Edible fruit and nuts; peel of citrus fruit or melons | 0.08 | 0.06 | -28.07 |
| | | 07 | Edible vegetables and certain roots and tubers | 0.00 | 0.05 | 4330.88 |
| | | 96 | Miscellaneous manufactured articles | 0.00 | 0.04 | 2156.69 |
| | | 41 | Raw hides and skins (other than furskins) and leather | 0.08 | 0.03 | -57.89 |
| | | 28 | Inorganic chemicals; organic or inorganic compounds of precious metals, of rare-earth metals, of radioactive elements or of isotopes | 0.04 | 0.03 | -26.16 |
| | | 52 | Cotton | 0.07 | 0.03 | -56.38 |
| | | 70 | Ceramic products | 0.03 | 0.02 | -27.94 |
| | | 76 | Aluminium and articles thereof | 0.00 | 0.02 | 21357.16 |
| | | 27 | Mineral fuels, mineral oils and products of their distillation; bituminous substances; mineral waxes | 0.03 | 0.01 | -65.96 |
| | | 4 digits | | 0.00 | | |
| | | 3401 | Soap; organic surface-active products and preparations for use as soap, in the form of b | 2.24 | 2.88 | 28.62 |
| | | 2106 | Food preparations not elsewhere specified or included. | 0.06 | 0.25 | 308.31 |
| | | 7311 | Containers for compressed or liquefied gas, of iron or steel. | 0.06 | 0.21 | 230.53 |
| | | 3302 | Mixtures of odoriferous substances and mixtures (including alcoholic solutions) | 0.07 | 0.16 | 113.82 |
| | | 8548 | Waste and scrap of primary cells, primary batteries and electric accumulators | 0.00 | 0.15 | 3031.89 |
| | | 8703 | Motor cars and other motor vehicles principally designed for the transport of persons | 0.39 | 0.15 | -61.88 |
| | | 7204 | Ferrous waste and scrap; remelting scrap ingots of iron or steel. | 0.11 | 0.11 | 1.07 |
| | | 3402 | Organic surface-active agents (other than soap); | | 0.09 | - |
| | | 8471 | Automatic data processing machines and units thereof; | | 0.07 | - |
| | | 7307 | Tube or pipe fittings (for example, couplings, elbows, sleeves) | | 0.07 | - |
| | | 3925 | Builders' ware of plastics, not elsewhere specified or included. | 0.15 | 0.07 | -50.01 |
| | | 3303 | Perfumes and toilet waters. | | 0.06 | - |
| | | 8112 | Beryllium, chromium, germanium, vanadium, gallium, hafnium, indium, niobium (columbium) | 0.13 | 0.06 | -55.20 |
| | | 7308 | Structures (excluding prefabricated buildings of heading 94.06) and parts of structures | 0.00 | 0.05 | 1460.36 |
| | | 0805 | Citrus fruit, fresh or dried. | | 0.05 | - |
| | | 9605 | Travel sets for personal toilet, sewing or shoe or clothes cleaning. | | 0.04 | - |
| | | 0713 | Dried leguminous vegetables, shelled, whether or not skinned or split. | | 0.03 | - |
| | | 2203 | Beer made from malt. | 0.04 | 0.03 | -23.35 |

TABLE 7D : MAJOR DOMESTIC EXPORTS OF EAC COUNTRIES 2014 (US\$ MILLION)

| Partner State | HS level | Description of Goods | FOB Values |
|---------------|----------|--|------------|
| Uganda | 2 digits | | |
| | 09 | Coffee, tea, mate and spices | 498.03 |
| | 03 | Fish & crustacean, mollusc & other aquatic invertebrate | 134.49 |
| | 72 | Iron and steel | 89.87 |
| | 25 | Salt; sulphur; earth & stone; plastering material; lime & cement | 89.85 |
| | 41 | Raw hides and skins (other than furskins) and leather | 73.76 |
| | 15 | Animal/vegetable fats & oils & their cleavage products; etc | 73.43 |
| | 24 | Tobacco and manufactured tobacco substitutes | 63.99 |
| | 12 | Oil seed, oleaginous fruits; miscellaneous grain, seed, fruit etc | 61.30 |
| | 18 | Cocoa and cocoa preparations | 59.43 |
| | 06 | Live tree & other plant; bulb, root; cut flowers etc | 57.61 |
| | 11 | Products of the milling industry; malt; starches; inulin; wheat gluten | 47.39 |
| | 27 | Mineral fuels, oils & product of their distillation; etc | 35.70 |
| | 34 | Soap, organic surface-active agents, washing preparations, etc | 35.65 |
| | 10 | Cereals | 35.26 |
| | 07 | Edible vegetables and certain roots and tubers | 34.48 |
| | 22 | Beverages, spirits and vinegar | 30.35 |
| | 04 | Dairy products; birds' eggs; natural honey; edible products nes | 28.89 |
| | 73 | Articles of iron or steel | 28.35 |
| | 17 | Sugars and sugar confectionery | 25.35 |
| | 52 | Cotton | 21.96 |
| | 4 digits | | |
| | 0901 | Coffee; coffee husks and skins; coffee substitutes containing coffee | 410.02 |
| | 0304 | Fish fillets and other fish meat, fresh, chilled or frozen | 97.65 |
| | 2523 | Portland cement, aluminous cement, persulphate cement, etc | 86.31 |
| | 0902 | Tea | 84.49 |
| | 2401 | Unmanufactured tobacco; tobacco refuse | 60.45 |
| | 1801 | Cocoa beans, whole or broken, raw or roasted | 59.43 |
| | 0602 | Other live plants, cuttings and slips, mushroom spawn | 56.36 |
| | 1207 | Other oil seeds and oleaginous fruits | 56.31 |
| | 1516 | Animal or vegetable fats and oils and fractions, hydrogenated, etc | 50.31 |
| | 7210 | Rolled iron or non-alloy steel, >=600mm wide, clad, plated or coated | 47.15 |
| | 4104 | Leather of bovine or equine animals, without hair on | 42.52 |
| | 0305 | Fish, salted, dried...; smoked fish; fish meal fit for human consumption | 36.42 |
| | 2716 | Electrical energy | 34.18 |
| | 7214 | Iron/steel bars and rods, forged, etc (incl. twisted), uncoiled | 31.08 |
| | 3401 | Soap; organic surface-active products in bars, etc; paper with soap, etc | 30.76 |
| | 4106 | Goat or kid skin leather, without hair on | 29.97 |
| | 1005 | Maize(corn) | 28.56 |
| | 1101 | Wheat or meslin flour | 28.28 |
| | 1701 | Cane or beet sugar and chemically pure sucrose, in solid form | 24.77 |
| | 0713 | Dried leguminous vegetables, shelled | 19.58 |
| Rwanda | 2 digits | | |
| | 26 | Ores, slag and ash | 201.88 |
| | 09 | Coffee, tea, mate and spices | 118.44 |
| | 11 | Products of the milling industry; malt; starches; inulin; wheat gluten | 27.29 |

TABLE 7D : MAJOR DOMESTIC EXPORTS OF EAC COUNTRIES 2014 (US\$ MILLION)

| Partner State | HS level | Description of Goods | FOB Values |
|---------------|----------|--|------------|
| Rwanda | 2 digits | | |
| | 41 | Raw hides and skins (other than furskins) and leather | 14.11 |
| | 72 | Iron and steel | 11.83 |
| | 71 | Natural or cultured pearls, precious or semi-precious stones, precious metals, metals clad with precious metal, and articles thereof; imitation jewellery; coin | 7.89 |
| | 01 | Live animals | 7.51 |
| | 85 | Electrical machinery and equipment and parts thereof; sound recorders and reproducers, television image and sound recorders and reproducers, and parts and accessories of such articles | 6.81 |
| | 25 | Salt; sulphur; earths and stone; plastering materials, lime and cement | 5.39 |
| | 88 | Aircraft, spacecraft, and parts thereof | 4.36 |
| | 84 | Nuclear reactors, boilers, machinery and mechanical appliances; parts thereof | 3.65 |
| | 90 | Optical, photographic, cinematographic, measuring, checking, precision, medical or surgical instruments and apparatus; parts and accessories thereof | 3.65 |
| | 07 | Edible vegetables and certain roots and tubers | 3.18 |
| | 23 | Residues and waste from the food industries; prepared animal fodder | 3.03 |
| | 69 | Ceramic products | 2.98 |
| | 94 | Furniture; bedding, mattresses, mattress supports, cushions and similar stuffed furnishings; lamps and lighting fittings, not elsewhere specified or included; illuminated signs, illuminated name-plates and the like | 2.83 |
| | 22 | Beverages, spirits and vinegar | 2.17 |
| | 39 | Plastics and articles thereof | 2.07 |
| | 12 | Oil seeds and oleaginous fruits; miscellaneous grains, seeds and fruit; industrial or medicinal plants; straw and fodder | 2.01 |
| | 81 | Other base metals; cermets; articles thereof | 1.99 |
| | 4 digits | | |
| | 2615 | Niobium, tantalum, vanadium or zirconium ores and concentrates. | 103.13 |
| | 2609 | Tin ores and concentrates. | 71.56 |
| | 0901 | Coffee, whether or not roasted or decaffeinated; coffee husks and skins; coffee substitutes containing coffee | 60.72 |
| | 0902 | Tea, whether or not flavoured. | 57.71 |
| | 2611 | Tungsten ores and concentrates. | 25.74 |
| | 1101 | Wheat or meslin flour. | 16.40 |
| | 7210 | Flat-rolled products of iron or non-alloy steel, of a width of 600 mm or more, clad, plated or coated | 9.67 |
| | 4101 | Raw hides and skins of bovine (including buffalo) or equine animals (fresh, or salted) | 8.04 |
| | 7108 | Gold (including gold plated with platinum) unwrought or in semi-manufactured forms, or | 7.60 |
| | 1102 | Cereal flours other than of wheat or meslin. | 7.28 |
| | 0102 | Live bovine animals. | 7.27 |
| | 8517 | Electrical apparatus for line telephony or line telegraphy, including line telephone set | 5.57 |
| | 4103 | Other raw hides and skins (fresh, or salted, dried, limed, pickled or otherwise preserved | 4.91 |
| | 8803 | Parts of goods of heading 88.01 or 88.02. | 4.36 |
| | 2523 | Portland cement, aluminous cement, slag cement, supersulphate cement, etc | 4.23 |
| | 9018 | Instruments and appliances used in medical, surgical, dental or veterinary sciences | 3.26 |
| | 1108 | Starches; inulin. | 3.11 |
| | 2302 | Bran, sharps and other residues, whether or not in the form of pellets | 3.02 |
| | 6901 | Bricks, blocks, tiles and other ceramic goods of siliceous fossil meals | 2.71 |

TABLE 7D : MAJOR DOMESTIC EXPORTS OF EAC COUNTRIES 2014 (US\$ MILLION)

| Partner State | HS level | Description of Goods | FOB Values |
|---------------|----------|--|------------|
| Rwanda | 4 digits | | |
| | 9404 | Mattress supports; articles of bedding and similar furnishing (for example, mattresses, | 2.68 |
| Burundi | 2 digits | | |
| | 09 | Coffee, tea, mate and spices | 65.2 |
| | 71 | Natural/cultured pearls, prec stones & metals, coin, etc | 24.5 |
| | 30 | Pharmaceutical products | 11.3 |
| | 90 | Optical, photographic, cinematographic, measuring, checking, precision, etc instruments and apparatus; parts and accessories thereof | 10.7 |
| | 34 | Soap, organic surface-active agents, washing preparations, etc | 7.7 |
| | 39 | Plastics and articles thereof | 5.9 |
| | 22 | Beverages, spirits and vinegar | 5.7 |
| | 11 | Products of the milling industry; malt; starches; insulin; wheat gluten | 4.7 |
| | 70 | Glass and glassware | 3.7 |
| | 24 | Tobacco and manufactured tobacco substitutes | 3.3 |
| | 41 | Raw hides and skins (other than furskins) and leather | 3.2 |
| | 72 | Iron and steel | 2.9 |
| | 26 | Ores, slag and ash | 2.2 |
| | 87 | Vehicles other than railway/tramway roll-stock, parts & accessories | 1.3 |
| | 85 | Electrical machinery equipment parts thereof, sound recorder, etc | 0.7 |
| | 23 | Residues & waste from the food industries; prepared animal fodder | 0.7 |
| | 84 | Nuclear reactors, boilers, machinery & mechanical appliance, parts | 0.7 |
| | 73 | Articles of iron and steel | 0.5 |
| | 03 | Fish & crustacean, mollusc & other aquatic invertebrate | 0.3 |
| | 40 | Rubber and articles thereof | 0.3 |
| | 4 digits | | |
| | 2710 | Petroleum oils and oils obtained from bituminous minerals, other than crude; preparation: | 333.8 |
| | 0901 | Coffee, whether or not roasted or decaffeinated; coffee husks and skins; coffee substitutes containing coffee: | 51.7 |
| | 3004 | Medicaments (excluding goods of heading 30.02, 30.05 or 30.06) | 37.2 |
| | 8703 | Motor cars and other motor vehicles principally designed for the transport of persons | 28.6 |
| | 8704 | Motor vehicles for the transport of goods: | 27.4 |
| | 7108 | Gold (including gold plated with platinum) unwrought or in semi-manufactured forms, | 24.5 |
| | 2523 | Portland cement, aluminous cement, slag cement, supersulphate cement, etc: | 19.7 |
| | 1001 | Wheat and meslin.: | 19.0 |
| | 8517 | Electrical apparatus for line telephony or line telegraphy, including line telephone set: | 18.7 |
| | 3105 | Mineral or chemical fertilisers containing two or three of the fertilising elements | 17.6 |
| | 8429 | Self-propelled bulldozers, angle dozers, graders, levellers, scrapers, mechanical shovels: | 14.5 |
| | 0902 | Tea, whether or not flavoured: | 13.5 |
| | 8544 | Insulated (including enamelled or anodised) wire, cable (including co-axial cable) and | 13.4 |
| | 3006 | Pharmaceutical goods specified in note 4 to this chapter: | 11.3 |
| | 7210 | Flat-rolled products of iron or non-alloy steel, of a width of 600 mm or more, clad, plated or coated: | 11.1 |
| | 9018 | Instruments and appliances used in medical, surgical, dental or veterinary sciences: | 10.5 |
| | 6304 | Other furnishing articles, excluding those of heading 94.04.: | 9.7 |
| | 1107 | Malt, whether or not roasted: | 9.1 |
| | 1701 | Cane or beet sugar and chemically pure sucrose, in solid form: | 9.0 |

TABLE 7D : MAJOR DOMESTIC EXPORTS OF EAC COUNTRIES 2014 (US\$ MILLION)

| Partner State | HS level | Description of Goods | FOB Values |
|---------------|----------|--|------------|
| Rwanda | 2 digits | | |
| | 3002 | Human blood; animal blood prepared for therapeutic, prophylactic or diagnostic uses;; | 7.8 |
| Tanzania | 2 digits | | |
| | 28 | Inorganic chemicals; compounds of precious metals, radioactive elements, etc | 124.58 |
| | 84 | Nuclear reactors, boilers, machinery & mechanical appliance; parts | 55.40 |
| | 34 | Soap, organic surface-active agents, washing preparations, etc | 44.89 |
| | 39 | Plastics and articles thereof | 5.9 |
| | 22 | Beverages, spirits and vinegar | 5.7 |
| | 11 | Products of the milling industry; malt; starches; insulin; wheat gluten | 4.7 |
| | 70 | Glass and glassware | 3.7 |
| | 24 | Tobacco and manufactured tobacco substitutes | 3.3 |
| | 41 | Raw hides and skins (other than furskins) and leather | 3.2 |
| | 72 | Iron and steel | 2.9 |
| | 26 | Ores, slag and ash | 2.2 |
| | 87 | Vehicles other than railway/tramway roll-stock, parts & accessories | 1.3 |
| | 85 | Electrical machinery equipment parts thereof, sound recorder, etc | 0.7 |
| | 23 | Residues & waste from the food industries; prepared animal fodder | 0.7 |
| | 84 | Nuclear reactors, boilers, machinery & mechanical appliance, parts | 0.7 |
| | 73 | Articles of iron and steel | 0.5 |
| | 03 | Fish & crustacean, mollusc & other aquatic invertebrate | 0.3 |
| | 40 | Rubber and articles thereof | 0.3 |
| | 4 digits | | |
| | 2710 | Petroleum oils and oils obtained from bituminous minerals, other than crude; preparation: | 333.8 |
| | 0901 | Coffee, whether or not roasted or decaffeinated; coffee husks and skins; coffee substitutes containing coffee: | 51.7 |
| | 3004 | Medicaments (excluding goods of heading 30.02, 30.05 or 30.06) | 37.2 |
| | 8703 | Motor cars and other motor vehicles principally designed for the transport of persons | 28.6 |
| | 8704 | Motor vehicles for the transport of goods: | 27.4 |
| | 7108 | Gold (including gold plated with platinum) unwrought or in semi-manufactured forms, | 24.5 |
| | 2523 | Portland cement, aluminous cement, slag cement, supersulphate cement, etc: | 19.7 |
| | 1001 | Wheat and meslin.: | 19.0 |
| | 8517 | Electrical apparatus for line telephony or line telegraphy, including line telephone set: | 18.7 |
| | 3105 | Mineral or chemical fertilisers containing two or three of the fertilising elements | 17.6 |
| | 8429 | Self-propelled bulldozers, angle dozers, graders, levellers, scrapers, mechanical shovels: | 14.5 |
| | 0902 | Tea, whether or not flavoured: | 13.5 |
| | 8544 | Insulated (including enamelled or anodised) wire, cable (including co-axial cable) and | 13.4 |
| | 3006 | Pharmaceutical goods specified in note 4 to this chapter: | 11.3 |
| | 7210 | Flat-rolled products of iron or non-alloy steel, of a width of 600 mm or more, clad, plated or coated: | 11.1 |
| | 9018 | Instruments and appliances used in medical, surgical, dental or veterinary sciences: | 10.5 |
| | 6304 | Other furnishing articles, excluding those of heading 94.04.: | 9.7 |
| | 1107 | Malt, whether or not roasted: | 9.1 |
| | 1701 | Cane or beet sugar and chemically pure sucrose, in solid form: | 9.0 |
| | 3002 | Human blood; animal blood prepared for therapeutic, prophylactic or diagnostic uses;; | 7.8 |

TABLE 7D : MAJOR DOMESTIC EXPORTS OF EAC COUNTRIES 2014 (US\$ MILLION)

| Partner State | HS level | Description of Goods | FOB Values |
|---------------|----------|---|------------|
| Tanzania | 2 digits | | |
| | 28 | Inorganic chemicals; compounds of precious metals, radioactive elements, etc | 124.58 |
| | 84 | Nuclear reactors, boilers, machinery & mechanical appliance; parts | 55.40 |
| | 34 | Soap, organic surface-active agents, washing preparations, etc | 44.89 |
| | 30 | Pharmaceutical products | 44.80 |
| | 87 | Vehicles other than railway/tramway roll-stock, parts & accessories | 34.26 |
| | 39 | Plastics and articles thereof | 33.17 |
| | 88 | Aircraft, spacecraft, and parts of | 31.93 |
| | 15 | Animal/vegetable fats & oil & their cleavage products, etc | 31.31 |
| | 25 | Salt; sulphur; earth & stone; plastering material; lime & cement | 27.36 |
| | 85 | Electrical machinery equipment parts thereof; sound recorder, etc | 23.68 |
| | 44 | Wood and articles of wood; wood charcoal | 19.58 |
| | 73 | Articles of iron and steel | 14.97 |
| | 76 | Aluminium and articles thereof | 14.18 |
| | 17 | Sugars and sugar confectionery | 14.08 |
| | 49 | Printed books, newspapers, pictures & other product, etc | 13.32 |
| | 27 | Mineral fuels, oils & product of their distillation, etc | 12.99 |
| | 94 | Furniture; bedding, mattress, mattress support, cushion ,etc | 12.71 |
| | 83 | Miscellaneous articles of base metal | 11.44 |
| | 48 | Paper & paperboard; art of paper pulp, paper/paperboard | 11.30 |
| | 04 | Dairy products; birds' eggs; natural honey; edible products nes | 10.67 |
| | 4 digits | | |
| | 2839 | Silicates; commercial alkali metal silicates | 114.43 |
| | 3004 | Medicaments of mixed or unmixed products, for retail sale | 41.47 |
| | 8802 | Other aircraft (eg helicopters, aeroplanes); spacecraft, etc | 30.48 |
| | 3401 | Soap; organic surface-active products in bars, etc; paper with soap, etc | 28.38 |
| | 3923 | Articles for conveyance or packing of goods, of plastics | 22.39 |
| | 8431 | Parts suitable for use with the machinery of 84.25 to 84.30 | 21.04 |
| | 2523 | Portland cement, aluminous cement, persulphate cement, etc | 17.04 |
| | 3402 | Non-soap surface-active agents; washing preparations in powder, liquid ,etc | 14.64 |
| | 1517 | Margarine; edible preparations of animal or vegetable fats or oils, nes | 13.84 |
| | 1704 | Sugar confectionery (incl. white chocolate), not containing cocoa | 13.81 |
| | 8716 | Trailers and semi-trailers; other vehicles, not mechanically propelled | 12.47 |
| | 8507 | Electric accumulators (incl. separators thereof) | 11.63 |
| | 2710 | Petroleum oils and oils obtained from bituminous minerals, other than crude | 11.07 |
| | 4404 | Hoopwood; split poles; piles, etc; wooden sticks, etc; chipwood | 10.86 |
| | 8309 | Stoppers, caps and lids, capsules for bottles... Of base metal | 9.91 |
| | 2501 | Salt/pure sodium chloride whether or not containing ant-caking agents; seawater | 9.75 |
| | 401 | Milk and cream, not concentrated or sweetened | 9.52 |
| | 1511 | Palm oil and its fractions whether or not refined not chemically modified | 9.13 |
| | 8479 | Machines and mechanical appliances, having individual functions, nes | 9.10 |
| | 7615 | Table, kitchen, household and sanitary articles... of aluminium | 8.62 |
| Kenya | 2 digits | | |
| | 09 | Coffee, tea, maté and spices. | 1,316.02 |
| | 06 | Live trees and other plants; bulbs, roots, etc | 620.95 |
| | 07 | Edible vegetables and certain roots and tubers. | 239.95 |

TABLE 7D : MAJOR DOMESTIC EXPORTS OF EAC COUNTRIES 2014 (US\$ MILLION)

| Partner State | HS level | Description of Goods | FOB Values |
|---------------|----------|--|------------|
| Kenya | 2 digits | | |
| | 62 | Articles of apparel and clothing accessories, not knitted or crotched | 201.42 |
| | 24 | Tobacco and manufactured tobacco substitutes. | 191.39 |
| | 39 | Plastics and articles thereof. | 175.69 |
| | 25 | Salt; sulphur; earths and stone; plastering material | 168.87 |
| | 20 | Preparations of vegetables, fruit, nuts or other parts of plants | 133.40 |
| | 61 | Articles of apparel and clothing accessories, knitted or crotched | 126.23 |
| | 72 | Iron and steel. | 123.97 |
| | 28 | Inorganic chemicals; organic or inorganic compound | 111.88 |
| | 34 | Soap, organic surface-active agents, washing preparations | 103.78 |
| | 08 | Edible fruit and nuts; peel of citrus fruit or melons | 102.38 |
| | 26 | Ores, slag and ash. | 102.20 |
| | 15 | Animal or vegetable fats and oils and their cleavage products; | 95.58 |
| | 30 | Pharmaceutical products. | 94.11 |
| | 41 | Raw hides and skins (other than furskins) and leather | 87.84 |
| | 27 | Mineral fuels, mineral oils and products of their distillation | 73.26 |
| | 22 | Beverages, spirits and vinegar. | 73.02 |
| | 73 | Articles of iron or steel. | 67.29 |
| | 4 digits | | |
| | 0902 | Tea | 1,069.08 |
| | 0603 | Cut flowers and flower buds for ornamental purpose | 553.10 |
| | 0901 | Coffee; coffee husks and skins; coffee substitutes | 231.37 |
| | 6204 | Women's or girls' suits, ensembles, jackets, dress | 105.08 |
| | 2402 | Cigars, cigarillos, cigarettes, etc, of tobacco or of tobacco substitutes | 104.99 |
| | 0708 | Leguminous vegetables, shelled or unshelled, fresh | 99.30 |
| | 2523 | Portland cement, aluminous cement, persulphate cement | 93.51 |
| | 2836 | Carbonates; peroxocarbonates; commercial ammonium | 93.26 |
| | 3923 | Articles for conveyance or packing of goods, of plastics | 92.79 |
| | 7210 | Rolled iron or non-alloy steel, >=600mm wide | 83.09 |
| | 2614 | Titanium ores | 82.82 |
| | 3004 | Medicaments of mixed or unmixed products, for retail sale | 79.74 |
| | 2401 | Unmanufactured tobacco; tobacco refuse | 78.24 |
| | 0709 | Other vegetables, fresh or chilled | 77.20 |
| | 2710 | Petroleum oils and oils obtained from bituminous minerals, other than crude; preparation | 66.94 |
| | 0602 | Other live plants, cuttings and slips, mushroom | 66.65 |
| | 2008 | Fruit, nuts and other parts of plants | 62.42 |
| | 1704 | Sugar confectionery (incl. white chocolate), not containing cocoa | 60.79 |
| | 6203 | Men's or boys' suits, ensembles, jackets, blazers, | 56.54 |
| | 0804 | Dates, figs, pineapples...etc, fresh or dried | 51.79 |

TABLE 7E : MAJOR DOMESTIC EXPORTS OF EAC COUNTRIES 2015 (US\$ MILLION)

| Partner State | HS level | Description of Goods | FOB Values |
|---------------|----------|--|------------|
| Uganda | 2 digits | | |
| | 09 | Coffee, tea, mate and spices | 476.89 |
| | 03 | Fish & crustacean, mollusc & other aquatic invertebrate | 116.99 |
| | 10 | Cereals | 90.60 |
| | 72 | Iron and steel | 80.45 |
| | 25 | Salt; sulphur; earth & stone; plastering material; lime & cement | 79.47 |
| | 07 | Edible vegetables and certain roots and tubers | 79.35 |
| | 24 | Tobacco and manufactured tobacco substitutes | 71.91 |
| | 12 | Oil seed, oleaginous fruits; miscellaneous grain, seed, fruit, etc | 69.30 |
| | 41 | Raw hides and skins (other than furskins) and leather | 63.02 |
| | 18 | Cocoa and cocoa preparations | 56.79 |
| | 06 | Live tree & other plant; bulb, root; cut flowers etc | 51.65 |
| | 15 | Animal/vegetable fats & oils & their cleavage products, etc | 51.47 |
| | 11 | Products of the milling industry; malt; starches; inulin; wheat gluten | 43.67 |
| | 04 | Dairy products; birds' eggs; natural honey; edible products nes | 40.34 |
| | 71 | Natural/cultured pearls, prec stones & metals, coin, etc | 35.75 |
| | 34 | Soap, organic surface-active agents, washing preparations, etc | 30.60 |
| | 22 | Beverages, spirits and vinegar | 27.13 |
| | 17 | Sugars and sugar confectionery | 26.89 |
| | 48 | Paper & paperboard; art of paper pulp, paper/paperboard | 24.91 |
| | 73 | Articles of iron or steel | 22.97 |
| | 4 digits | | |
| | 0901 | Coffee; coffee husks and skins; coffee substitutes containing coffee | 402.47 |
| | 0304 | Fish fillets and other fish meat, fresh, chilled or frozen | 78.93 |
| | 2523 | Portland cement, aluminous cement, persulphate cement, etc | 75.54 |
| | 0902 | Tea | 69.66 |
| | 1005 | Maize(corn) | 62.73 |
| | 0713 | Dried leguminous vegetables, shelled | 60.75 |
| | 2401 | Unmanufactured tobacco; tobacco refuse | 57.30 |
| | 1801 | Cocoa beans, whole or broken, raw or roasted | 56.65 |
| | 1207 | Other oil seeds and oleaginous fruits | 55.11 |
| | 0602 | Other live plants, cuttings and slips, mushroom spawn | 50.86 |
| | 7210 | Rolled iron or non-alloy steel, >=600mm wide, clad, plated or coated | 43.98 |
| | 4104 | Leather of bovine or equine animals, without hair on | 40.65 |
| | 0305 | Fish, salted, dried...; smoked fish; fish meal fit for human consumption | 36.64 |
| | 7108 | Gold, unwrought or in semi-manufactured forms, or in powder form | 35.58 |
| | 1516 | Animal or vegetable fats and oils and fractions, hydrogenated, etc | 34.19 |
| | 3401 | Soap; organic surface-active products in bars, etc; paper with soap,etc | 26.04 |
| | 1701 | Cane or beet sugar and chemically pure sucrose, in solid form | 26.03 |
| | 1102 | Cereal flours, (excl. wheat or meslin) | 25.25 |
| | 0402 | Milk and cream, concentrated or sweetened | 23.43 |
| | 7214 | Iron/steel bars and rods, forged, etc (incl. twisted), uncoiled | 23.21 |
| Kenya | 2 digits | | |
| | 09 | Coffee, tea, maté and spices. | 1,470.50 |
| | 06 | Live trees and other plants; bulbs, roots, etc | 523.26 |
| | 07 | Edible vegetables and certain roots and tubers. | 235.58 |

TABLE 7E : MAJOR DOMESTIC EXPORTS OF EAC COUNTRIES 2015 (US\$ MILLION)

| Partner State | HS level | Description of Goods | FOB Values |
|---------------|----------|--|------------|
| Kenya | 2 digits | | |
| | 61 | Articles of apparel and clothing accessories, knit | 102.92 |
| | 28 | Inorganic chemicals; organic or inorganic compound | 87.81 |
| | 34 | Soap, organic surface-active agents, washing preparations | 80.54 |
| | 22 | Beverages, spirits and vinegar. | 79.89 |
| | 15 | Animal or vegetable fats and oils and their cleavage products; | 71.46 |
| | 27 | Mineral fuels, mineral oils and products of their distillation | 66.39 |
| | 41 | Raw hides and skins (other than furskins) and leather | 64.36 |
| | 49 | Printed books, newspapers, pictures and other products | 59.58 |
| | 4 digits | | |
| | 0902 | Tea | 1,247.78 |
| | 0603 | Cut flowers and flower buds for ornamental purpose | 475.59 |
| | 0901 | Coffee; coffee husks and skins; coffee substitutes | 210.00 |
| | 3004 | Medicaments of mixed or unmixed products, for retail sale | 101.04 |
| | 2402 | Cigars, cigarillos, cigarettes, etc, of tobacco or of tobacco substitutes | 95.66 |
| | 2614 | Titanium ores | 95.55 |
| | 0709 | Other vegetables, fresh or chilled | 90.38 |
| | 6204 | Women's or girls' suits, ensembles, jackets, dress | 87.69 |
| | 3923 | Articles for conveyance or packing of goods, of plastics | 87.32 |
| | 2523 | Portland cement, aluminous cement, persulphate cement | 87.11 |
| | 0708 | Leguminous vegetables, shelled or unshelled, fresh | 78.09 |
| | 7210 | Rolled iron or non-alloy steel, >=600mm wide, clad | 75.33 |
| | 2008 | Fruit, nuts and other parts of plants | 74.99 |
| | 0804 | Dates, figs, pineapples...etc, fresh or dried | 71.51 |
| | 2836 | Carbonates; peroxocarbonates; commercial ammonium | 65.49 |
| | 6203 | Men's or boys' suits, ensembles, jackets, blazers, | 63.01 |
| | 2710 | Petroleum oils and oils obtained from bituminous minerals, other than crude; preparation | 62.50 |
| | 1704 | Sugar confectionery (incl. white chocolate), not c | 55.51 |
| | 2401 | Unmanufactured tobacco; tobacco refuse | 53.27 |
| | 0713 | Dried leguminous vegetables, shelled | 49.76 |
| Rwanda | 2 digits | | |
| | 09 | Coffee, tea, mate and spices | 131.98 |
| | 26 | Ores, slag and ash | 118.10 |
| | 71 | Natural or cultured pearls, precious or semi-precious stones, precious metals, metals clad with precious metal, and articles thereof; imitation jewellery; coin | 30.08 |
| | 11 | Products of the milling industry; malt; starches; inulin; wheat gluten | 23.52 |
| | 94 | Furniture; bedding, mattresses, mattress supports, cushions and similar stuffed furnishings; lamps and lighting fittings, not elsewhere specified or included; illuminated signs, illuminated name-plates and the like | 13.03 |
| | 41 | Raw hides and skins (other than furskins) and leather | 8.99 |
| | 07 | Edible vegetables and certain roots and tubers | 6.78 |
| | 84 | Nuclear reactors, boilers, machinery and mechanical appliances; parts thereof | 6.73 |
| | 25 | Salt; sulphur; earths and stone; plastering materials, lime and cement | 6.72 |
| | 01 | Live animals | 6.71 |
| | 87 | Vehicles other than railway or tramway rollingstock, and parts and accessories thereof | 6.34 |
| | 23 | Residues and waste from the food industries; prepared animal fodder | 5.60 |

TABLE 7E : MAJOR DOMESTIC EXPORTS OF EAC COUNTRIES 2015 (US\$ MILLION)

| Partner State | HS level | Description of Goods | FOB Values |
|---------------|----------|---|------------|
| Rwanda | 2 digits | | |
| | 85 | Electrical machinery and equipment and parts thereof; sound recorders and reproducers, television image and sound recorders and reproducers, and parts and accessories of such articles | 4.83 |
| | 88 | Aircraft, spacecraft, and parts thereof | 3.46 |
| | 12 | Oil seeds and oleaginous fruits; miscellaneous grains, seeds and fruit; industrial or medicinal plants; straw and fodder | 3.41 |
| | 63 | Other made up textile articles; sets; worn clothing and worn textile articles; rags | 3.13 |
| | 04 | Dairy produce; birds' eggs; natural honey; edible products of animal origin, not elsewhere specified or included | 2.11 |
| | 03 | Fish and crustaceans, molluscs and other aquatic invertebrates | 2.07 |
| | 72 | Iron and steel | 1.89 |
| | 12 | Oil seed, oleaginous fruits; miscellaneous grain, seed, fruit, etc | 69.30 |
| | 95 | Toys, games and sports requisites; parts and accessories thereof | 1.81 |
| | 4 digits | | |
| | 0902 | Tea, whether or not flavoured. | 67.55 |
| | 0901 | Coffee, whether or not roasted or decaffeinated; coffee husks and skins; coffee substitutes containing coffee | 64.19 |
| | 2615 | Niobium, tantalum, vanadium or zirconium ores and concentrates. | 64.01 |
| | 2609 | Tin ores and concentrates. | 33.60 |
| | 7108 | Gold (including gold plated with platinum) unwrought or in semi-manufactured forms, | 29.84 |
| | 2611 | Tungsten ores and concentrates. | 17.42 |
| | 9404 | Mattress supports; articles of bedding and similar furnishing (for example, mattresses, | 12.55 |
| | 1101 | Wheat or meslin flour. | 11.76 |
| | 1102 | Cereal flours other than of wheat or meslin. | 9.97 |
| | 0102 | Live bovine animals. | 6.64 |
| | 4101 | Raw hides and skins of bovine (including buffalo) or equine animals (fresh, or salted) | 5.10 |
| | 2523 | Portland cement, aluminous cement, slag cement, supersulphate cement, etc | 4.25 |
| | 8704 | Motor vehicles for the transport of goods. | 3.72 |
| | 2302 | Bran, sharps and other residues, whether or not in the form of pellets | 3.46 |
| | 8407 | Spark-ignition reciprocating or rotary internal combustion piston engines. | 3.45 |
| | 0713 | Dried leguminous vegetables, shelled, whether or not skinned or split. | 3.22 |
| | 8803 | Parts of goods of heading 88.01 or 88.02. | 2.95 |
| | 2614 | Titanium ores and concentrates. | 2.69 |
| | 0708 | Leguminous vegetables, shelled or unshelled, fresh or chilled. | 2.68 |
| | 6309 | Worn clothing and other worn articles. | 2.63 |
| Tanzania | 2 digits | | |
| | 85 | Electrical machinery equipment parts thereof; sound recorder, etc | 434.56 |
| | 56 | Wadding, felt & nonwoven; yarns; twine, cordage, etc | 200.83 |
| | 09 | Coffee, tea, mate and spices | 49.19 |
| | 07 | Edible vegetables and certain roots and tubers | 45.19 |
| | 48 | Paper & paperboard; art of paper pulp, paper/paperboard | 37.18 |
| | 44 | Wood and articles of wood; wood charcoal | 27.83 |
| | 27 | Mineral fuels, oils & product of their distillation; etc | 27.61 |
| | 63 | Other made up textile articles; sets; worn clothing, etc | 27.43 |
| | 08 | Edible fruit and nuts; peel of citrus fruit or melons | 26.90 |
| | 23 | Residues & waste from the food industries; prepared animal fodder | 26.71 |
| | 70 | Glass and glassware | 21.51 |

TABLE 7E : MAJOR DOMESTIC EXPORTS OF EAC COUNTRIES 2015 (US\$ MILLION)

| Partner State | HS level | Description of Goods | FOB Values |
|---------------|----------|--|------------|
| Tanzania | 2 digits | | |
| | 53 | Other vegetable textile fibres; paper yarn & woven fabrics of paper yarn | 19.03 |
| | 25 | Salt; sulphur; earth & stone; plastering material; lime & cement | 17.49 |
| | 10 | Cereals | 11.22 |
| | 31 | Fertilisers | 10.02 |
| | 39 | Plastics and articles thereof | 9.39 |
| | 01 | Live animals | 8.20 |
| | 38 | Miscellaneous chemical products | 8.15 |
| | 22 | Beverages, spirits and vinegar | 7.38 |
| | 72 | Iron and steel | 6.99 |
| | 4 digits | | |
| | 8528 | Television receivers (incl. video monitors and video projectors) | 412.50 |
| | 5607 | Twine, cordage, rope and cables | 198.24 |
| | 0710 | Vegetables, frozen | 32.07 |
| | 4804 | Uncoated kraft paper and paperboard, in rolls or sheets (excl. 48.02+03) | 28.17 |
| | 0805 | Citrus fruit, fresh or dried | 26.75 |
| | 4407 | Wood sawn or chipped lengthwise, sliced or peeled, >6mm thick | 26.69 |
| | 0910 | Ginger, saffron, turmeric (curcuma)...curry and other spices | 24.33 |
| | 0902 | Tea | 23.98 |
| | 7010 | Carboys, bottles, flasks... Ampoules, etc; stoppers, lids, of glass | 21.43 |
| | 5303 | Jute, etc (excl. flax...), not spun; tow and waste of these fibres | 19.02 |
| | 2302 | Brans, sharps and other residues, derived from working of cereals, etc | 18.66 |
| | 8536 | Electrical apparatus for switching electrical circuits, =<1000v | 18.51 |
| | 6304 | Other furnishing articles, nes (excl. of 94.04) | 15.33 |
| | 2710 | Petroleum oils and oils obtained from bituminous minerals, other than crude | 13.25 |
| | 6305 | Sacks and bags, used for packing goods | 11.52 |
| | 2712 | Petroleum jelly; paraffin wax... And other mineral waxes, etc | 11.51 |
| | 2523 | Portland cement, aluminous cement, persulphate cement, etc | 10.90 |
| | 1005 | Maize(corn) | 9.37 |
| | 0102 | Live bovine animals | 8.07 |
| | 2306 | Oil-cake and other solid residues, of vegetable fats | 8.01 |
| Burundi | 2 digits | | |
| | 09 | Coffee, tea, mate and spices | 55.39 |
| | 71 | Natural or cultured pearls, precious or semi-precious stones, precious metals, metals clad with precious metal, and articles thereof; imitation jewellery; coin | 14.90 |
| | 34 | Soap, organic surface-active agents, washing preparations, lubricating preparations, artificial waxes, prepared waxes, polishing or scouring preparations, candles and similar articles, modelling pastes, | 7.09 |
| | 22 | Beverages, spirits and vinegar | 6.67 |
| | 11 | Products of the milling industry; malt; starches; inulin; wheat gluten | 6.44 |
| | 24 | Tobacco and manufactured tobacco substitutes | 5.88 |
| | 41 | Raw hides and skins (other than furskins) and leather | 5.06 |
| | 39 | Plastics and articles thereof | 4.33 |
| | 70 | Ceramic products | 4.25 |
| | 26 | Ores, slag and ash | 2.74 |
| | 72 | Iron and steel | 1.77 |
| | 87 | Vehicles other than railway or tramway rollingstock, and parts and accessories thereof | 1.14 |

TABLE 7E : MAJOR DOMESTIC EXPORTS OF EAC COUNTRIES 2015 (US\$ MILLION)

| Partner State | HS level | Description of Goods | FOB Values |
|---------------|----------|---|------------|
| Burundi | 2 digits | | |
| | 85 | Electrical machinery and equipment and parts thereof; sound recorders and reproducers, television image and sound recorders and reproducers, and parts and accessories of such articles | 1.00 |
| | 96 | Miscellaneous manufactured articles | 0.83 |
| | 23 | Residues and waste from the food industries; prepared animal fodder | 0.68 |
| | 73 | Articles of iron or steel | 0.50 |
| | 40 | Rubber and articles thereof | 0.47 |
| | 84 | Nuclear reactors, boilers, machinery and mechanical appliances; parts thereof | 0.41 |
| | 90 | Optical, photographic, cinematographic, measuring, checking, precision, medical or surgical instruments and apparatus; parts and accessories thereof | 0.32 |
| | 21 | Miscellaneous edible preparations | 0.25 |
| | 4 digits | | |
| | 0901 | Coffee, whether or not roasted or decaffeinated; coffee husks and skins; coffee substitutes containing coffee | 39.88 |
| | 0902 | Tea, whether or not flavoured. | 15.51 |
| | 7108 | Gold (including gold plated with platinum) unwrought or in semi-manufactured forms, or | 14.90 |
| | 3401 | Soap; organic surface-active products and preparations for use as soap, in the form of b | 6.77 |
| | 2203 | Beer made from malt. | 6.55 |
| | 1101 | Wheat or meslin flour. | 6.42 |
| | 2402 | Cigars, cheroots, cigarillos and cigarettes, of tobacco or of tobacco substitutes. | 5.88 |
| | 7010 | Carboys, bottles, flasks, jars, pots, phials, ampoules and other containers, of glass | 4.13 |
| | 3923 | Articles for the conveyance or packing of goods, of plastics; stoppers, lids, caps | 4.09 |
| | 2615 | Niobium, tantalum, vanadium or zirconium ores and concentrates. | 2.52 |
| | 4101 | Raw hides and skins of bovine (including buffalo) or equine animals (fresh, or salted) | 1.81 |
| | 4106 | Tanned or crust hides and skins of other animals, without wool or hair on | 1.16 |
| | 8703 | Motor cars and other motor vehicles principally designed for the transport of persons | 0.97 |
| | 7204 | Ferrous waste and scrap; remelting scrap ingots of iron or steel. | 0.93 |
| | 4103 | Other raw hides and skins (fresh, or salted, dried, limed, pickled or otherwise preserved | 0.85 |
| | 9605 | Travel sets for personal toilet, sewing or shoe or clothes cleaning. | 0.82 |
| | 4104 | Tanned or crust hides and skins of bovine (including buffalo) or equine animals, without hair or wool | 0.78 |
| | 7214 | Other bars and rods of iron or non-alloy steel, not further worked than forged, hot-roll | 0.69 |
| | 2302 | Bran, sharps and other residues, whether or not in the form of pellets | 0.68 |
| | 4011 | New pneumatic tyres, of rubber. | 0.46 |
| | | | |
| | | | |

TABLE 7F: TWENTY MAJOR EAC DOMESTIC EXPORTS FOR 2015 COMPARED TO 2014 (US\$ MILLION)

| Partner State | HS level | Description of Goods | 2014 | 2015 | 2015/14 %change |
|---------------|----------|--|--------|--------|-----------------|
| Uganda | 2 digits | | | | |
| | 09 | Coffee, tea, mate and spices | 498.03 | 476.89 | (4.24) |
| | 03 | Fish & crustacean, mollusc & other aquatic invertebrate | 134.49 | 116.99 | (13.01) |
| | 10 | Cereals | 35.26 | 90.60 | 156.93 |
| | 72 | Iron and steel | 89.87 | 80.45 | (10.49) |
| | 25 | Salt; sulphur; earth & stone; plastering material; lime & cement | 89.85 | 79.47 | (11.55) |
| | 07 | Edible vegetables and certain roots and tubers | 34.48 | 79.35 | 130.17 |
| | 24 | Tobacco and manufactured tobacco substitutes | 63.99 | 71.91 | 12.37 |
| | 12 | Oil seed, oleaginous fruits; miscellaneous grain, seed, fruit, etc | 61.30 | 69.30 | 13.06 |
| | 41 | Raw hides and skins (other than furskins) and leather | 73.76 | 63.02 | (14.56) |
| | 18 | Cocoa and cocoa preparations | 59.43 | 56.79 | (4.45) |
| | 06 | Live tree & other plant; bulb, root; cut flowers, etc | 57.61 | 51.65 | (10.35) |
| | 15 | Animal/vegetable fats & oils & their cleavage products, etc | 73.43 | 51.47 | (29.91) |
| | 11 | Products of the milling industry; malt; starches; inulin; wheat gluten | 47.39 | 43.67 | (7.85) |
| | 04 | Dairy products; birds' eggs; natural honey; edible products nes | 28.89 | 40.34 | 39.64 |
| | 71 | Natural/cultured pearls, prec stones & metals, coin etc | 0.49 | 35.75 | 7,172.35 |
| | 34 | Soap, organic surface-active agents, washing preparations, etc | 35.65 | 30.60 | (14.16) |
| | 22 | Beverages, spirits and vinegar | 30.35 | 27.13 | (10.59) |
| | 17 | Sugars and sugar confectionery | 25.35 | 26.89 | 6.05 |
| | 48 | Paper & paperboard; art of paper pulp, paper/paperboard | 18.45 | 24.91 | 35.00 |
| | 73 | Articles of iron or steel | 28.35 | 22.97 | (19.00) |
| | 4 digits | | | | |
| | 0901 | Coffee; coffee husks and skins; coffee substitutes containing coffee | 410.02 | 402.47 | (1.84) |
| | 0304 | Fish fillets and other fish meat, fresh, chilled or frozen | 97.65 | 78.93 | (19.17) |
| | 2523 | Portland cement, aluminous cement, persulphate cement, etc | 86.31 | 75.54 | (12.49) |
| | 0902 | Tea | 84.49 | 69.66 | (17.56) |
| | 1005 | Maize(corn) | 28.56 | 62.73 | 119.67 |
| | 0713 | Dried leguminous vegetables, shelled | 19.58 | 60.75 | 210.28 |
| | 2401 | Unmanufactured tobacco; tobacco refuse | 60.45 | 57.30 | (5.22) |
| | 1801 | Cocoa beans, whole or broken, raw or roasted | 59.43 | 56.65 | (4.68) |
| | 1207 | Other oil seeds and oleaginous fruits | 56.31 | 55.11 | (2.13) |
| | 0602 | Other live plants, cuttings and slips, mushroom spawn | 56.36 | 50.86 | (9.75) |
| | 7210 | Rolled iron or non-alloy steel, >=600mm wide, clad, plated or coated | 47.15 | 43.98 | (6.73) |
| | 4104 | Leather of bovine or equine animals, without hair on | 42.52 | 40.65 | (4.39) |
| | 0305 | Fish, salted, dried...; smoked fish; fish meal fit for human consumption | 36.42 | 36.64 | 0.62 |
| | 7108 | Gold, unwrought or in semi-manufactured forms, or in powder form | 0.18 | 35.58 | 19,707.45 |
| | 1516 | Animal or vegetable fats and oils and fractions, hydrogenated, etc | 50.31 | 34.19 | (32.05) |
| | 3401 | Soap; organic surface-active products in bars, etc; paper with soap,etc | 30.76 | 26.04 | (15.34) |
| | 1701 | Cane or beet sugar and chemically pure sucrose, in solid form | 24.77 | 26.03 | 5.07 |
| | 1102 | Cereal flours, (excl. wheat or meslin) | 9.64 | 25.25 | 161.96 |
| | 0402 | Milk and cream, concentrated or sweetened | 15.41 | 23.43 | 51.99 |
| | 7214 | Iron/steel bars and rods, forged, etc (incl. twisted), uncoiled | 31.08 | 23.21 | (25.31) |
| | 72 | Iron and steel | | | 1.77 |
| | 87 | Vehicles other than railway or tramway rollingstock, and parts and accessories thereof | | | 1.14 |

TABLE 7F: TWENTY MAJOR EAC DOMESTIC EXPORTS FOR 2015 COMPARED TO 2014 (US\$ MILLION)

| Partner State | HS level | Description of Goods | 2014 | 2015 | 2015/14 %change |
|---------------|----------|--|----------|----------|-----------------|
| Kenya | 2 digits | | | | |
| | 09 | Coffee, tea, maté and spices. | 1,316.02 | 1,470.50 | 11.74 |
| | 06 | Live trees and other plants; bulbs, roots, etc | 620.95 | 523.26 | -15.73 |
| | 07 | Edible vegetables and certain roots and tubers. | 239.95 | 235.58 | -1.82 |
| | 62 | Articles of apparel and clothing accessories, not knitted or crotched | 201.42 | 182.43 | -9.43 |
| | 24 | Tobacco and manufactured tobacco substitutes. | 191.39 | 159.82 | -16.50 |
| | 25 | Salt; sulphur; earths and stone; plastering materials | 168.87 | 156.96 | -7.05 |
| | 39 | Plastics and articles thereof. | 175.69 | 155.17 | -11.68 |
| | 20 | Preparations of vegetables, fruit, nuts or other parts of plants | 133.40 | 131.16 | -1.68 |
| | 08 | Edible fruit and nuts; peel of citrus fruit or melons | 102.38 | 125.09 | 22.19 |
| | 26 | Ores, slag and ash. | 102.20 | 123.09 | 20.45 |
| | 30 | Pharmaceutical products. | 94.11 | 112.54 | 19.58 |
| | 72 | Iron and steel. | 123.97 | 109.13 | -11.97 |
| | 61 | Articles of apparel and clothing accessories, knitted or crotched | 126.23 | 102.92 | -18.47 |
| | 28 | Inorganic chemicals; organic or inorganic compounds | 111.88 | 87.81 | -21.52 |
| | 34 | Soap, organic surface-active agents, washing preparations | 103.78 | 80.54 | -22.39 |
| | 22 | Beverages, spirits and vinegar. | 73.02 | 79.89 | 9.40 |
| | 15 | Animal or vegetable fats and oils and their cleavage products; | 95.58 | 71.46 | -25.24 |
| | 27 | Mineral fuels, mineral oils and products of their distillation | 73.26 | 66.39 | -9.38 |
| | 41 | Raw hides and skins (other than furskins) and leather | 87.84 | 64.36 | -26.73 |
| | 49 | Printed books, newspapers, pictures and other products | 43.60 | 59.58 | 36.64 |
| | 4 digits | | | | |
| | 0902 | Tea | 1,069.08 | 1,247.78 | 16.72 |
| | 0603 | Cut flowers and flower buds for ornamental purpose | 553.10 | 475.59 | -14.01 |
| | 0901 | Coffee; coffee husks and skins; coffee substitutes | 231.37 | 210.00 | -9.23 |
| | 3004 | Medicaments of mixed or unmixed products, for retail sale | 79.74 | 101.04 | 26.71 |
| | 2402 | Cigars, cigarillos, cigarettes, etc, of tobacco or of tobacco substitutes | 104.99 | 95.66 | -8.88 |
| | 2614 | Titanium ores | 82.82 | 95.55 | 15.36 |
| | 0709 | Other vegetables, fresh or chilled | 77.20 | 90.38 | 17.07 |
| | 6204 | Women's or girls' suits, ensembles, jackets, dress | 105.08 | 87.69 | -16.55 |
| | 3923 | Articles for conveyance or packing of goods, of plastics | 92.79 | 87.32 | -5.89 |
| | 2523 | Portland cement, aluminous cement, persulphate cement | 93.51 | 87.11 | -6.85 |
| | 0708 | Leguminous vegetables, shelled or unshelled, fresh | 99.30 | 78.09 | -21.36 |
| | 7210 | Rolled iron or non-alloy steel, >=600mm wide, clad | 83.09 | 75.33 | -9.35 |
| | 2008 | Fruit, nuts and other parts of plants, | 62.42 | 74.99 | 20.15 |
| | 0804 | Dates, figs, pineapples...etc, fresh or dried | 51.79 | 71.51 | 38.08 |
| | 2836 | Carbonates; peroxocarbonates; commercial ammonium | 93.26 | 65.49 | -29.78 |
| | 6203 | Men's or boys' suits, ensembles, jackets, blazers, | 56.54 | 63.01 | 11.44 |
| | 2710 | Petroleum oils and oils obtained from bituminous minerals, other than crude; preparation | 66.94 | 62.50 | -6.63 |
| | 1704 | Sugar confectionery (incl. white chocolate), not containing cocoa | 60.79 | 55.51 | -8.69 |
| | 2401 | Unmanufactured tobacco; tobacco refuse | 78.24 | 53.27 | -31.91 |
| | 0713 | Dried leguminous vegetables, shelled | 35.08 | 49.76 | 41.87 |
| Rwanda | 2 digits | | | | |
| | 09 | Coffee, tea, mate and spices | 118.44 | 131.98 | 11.43 |
| | 26 | Ores, slag and ash | 202.01 | 118.10 | -41.54 |
| | 71 | Natural or cultured pearls, precious or semi-precious stones, etc | 7.89 | 30.08 | 281.18 |

TABLE 7F: TWENTY MAJOR EAC DOMESTIC EXPORTS FOR 2015 COMPARED TO 2014 (US\$ MILLION)

| Partner State | HS level | Description of Goods | 2014 | 2015 | 2015/14 %change |
|---------------|----------|---|--------|-------|-----------------|
| Rwanda | 2 digits | | | | |
| | 11 | Products of the milling industry; malt; starches; inulin; wheat gluten | 27.29 | 23.52 | -13.80 |
| | 94 | Furniture; bedding, mattresses, mattress supports, cushions and similar, etc | 2.83 | 13.03 | 360.78 |
| | 41 | Raw hides and skins (other than furskins) and leather | 14.11 | 8.99 | -36.28 |
| | 07 | Edible vegetables and certain roots and tubers | 3.18 | 6.78 | 113.22 |
| | 84 | Nuclear reactors, boilers, machinery and mechanical appliances; parts thereof | 3.03 | 6.73 | 122.34 |
| | 25 | Salt; sulphur; earths and stone; plastering materials, lime and cement | 5.39 | 6.72 | 24.83 |
| | 01 | Live animals | 7.51 | 6.71 | -10.64 |
| | 87 | Vehicles other than railway or tramway rollingstock, and parts and accessories thereof | 0.69 | 6.34 | 817.96 |
| | 23 | Residues and waste from the food industries; prepared animal fodder | 3.03 | 5.60 | 85.11 |
| | 85 | Electrical machinery and equipment and parts thereof; sound recorders and reproducers, television image and sound recorders and reproducers, and parts and accessories of such articles | 6.74 | 4.83 | -28.36 |
| | 88 | Aircraft, spacecraft, and parts thereof | 4.36 | 3.46 | -20.81 |
| | 12 | Oil seeds and oleaginous fruits; miscellaneous grains, seeds and fruit; industrial or medicinal plants; straw and fodder | 2.01 | 3.41 | 69.59 |
| | 63 | Other made up textile articles; sets; worn clothing and worn textile articles; rags | 1.82 | 3.13 | 71.84 |
| | 04 | Dairy produce; birds' eggs; natural honey; edible products of animal origin, not elsewhere specified or included | 1.78 | 2.11 | 18.46 |
| | 03 | Fish and crustaceans, molluscs and other aquatic invertebrates | 1.20 | 2.07 | 73.04 |
| | 72 | Iron and steel | 11.83 | 1.89 | -83.99 |
| | 95 | Toys, games and sports requisites; parts and accessories thereof | 0.01 | 1.81 | 20361.30 |
| | 4 digits | | | | |
| | 0902 | Tea, whether or not flavoured. | 57.71 | 67.55 | 17.05 |
| | 0901 | Coffee, whether or not roasted or decaffeinated; coffee husks and skins; coffee substitutes containing coffee | 60.72 | 64.19 | 5.72 |
| | 2615 | Niobium, tantalum, vanadium or zirconium ores and concentrates. | 103.13 | 64.01 | -37.93 |
| | 2609 | Tin ores and concentrates. | 71.56 | 33.60 | -53.05 |
| | 7108 | Gold (including gold plated with platinum) unwrought or in semi-manufactured forms, | 7.60 | 29.84 | 292.86 |
| | 2611 | Tungsten ores and concentrates. | 25.63 | 17.42 | -32.02 |
| | 9404 | Mattress supports; articles of bedding and similar furnishing (for example, mattresses, | 2.68 | 12.55 | 368.95 |
| | 1101 | Wheat or meslin flour. | 16.40 | 11.76 | -28.29 |
| | 1102 | Cereal flours other than of wheat or meslin. | 7.28 | 9.97 | 36.96 |
| | 0102 | Live bovine animals. | 7.27 | 6.64 | -8.63 |
| | 4101 | Raw hides and skins of bovine (including buffalo) or equine animals (fresh, or salted) | 8.04 | 5.10 | -36.62 |
| | 2523 | Portland cement, aluminous cement, slag cement, supersulphate cement, etc | 4.23 | 4.25 | 0.52 |
| | 8704 | Motor vehicles for the transport of goods. | 0.03 | 3.72 | 11262.67 |
| | 2302 | Bran, sharps and other residues, whether or not in the form of pellets | 3.02 | 3.46 | 14.60 |
| | 8407 | Spark-ignition reciprocating or rotary internal combustion piston engines. | 0.01 | 3.45 | 44626.54 |
| | 0713 | Dried leguminous vegetables, shelled, whether or not skinned or split. | 1.61 | 3.22 | 99.40 |
| | 8803 | Parts of goods of heading 88.01 or 88.02. | 4.36 | 2.95 | -32.29 |
| | 2614 | Titanium ores and concentrates. | 1.20 | 2.69 | 123.69 |
| | 0708 | Leguminous vegetables, shelled or unshelled, fresh or chilled. | 0.45 | 2.68 | 493.78 |
| | 6309 | Worn clothing and other worn articles. | 1.28 | 2.63 | 104.85 |

TABLE 7F: TWENTY MAJOR EAC DOMESTIC EXPORTS FOR 2015 COMPARED TO 2014 (US\$ MILLION)

| Partner State | HS level | Description of Goods | 2014 | 2015 | 2015/14 %change |
|-----------------|-----------------|---|--------|--------|-----------------|
| Tanzania | 2 digits | | | | |
| | 85 | Electrical machinery equipment parts thereof; sound recorder, etc | 9.91 | 434.56 | 4,283.80 |
| | 56 | Wadding, felt & nonwoven; yarns; twine, cordage, etc | 63.75 | 200.83 | 215.01 |
| | 09 | Coffee, tea, mate and spices | 23.36 | 49.19 | 110.58 |
| | 07 | Edible vegetables and certain roots and tubers | 62.59 | 45.19 | -27.79 |
| | 48 | Paper & paperboard; art of paper pulp, paper/paperboard | 32.95 | 37.18 | 12.84 |
| | 44 | Wood and articles of wood; wood charcoal | 1.02 | 27.83 | 2,616.26 |
| | 27 | Mineral fuels, oils & product of their distillation, etc | 24.26 | 27.61 | 13.81 |
| | 63 | Other made up textile articles; sets; worn clothing, etc | 49.19 | 27.43 | -44.24 |
| | 08 | Edible fruit and nuts; peel of citrus fruit or melons | 1.10 | 26.90 | 2,339.52 |
| | 23 | Residues & waste from the food industries; prepared animal fodder | 34.52 | 26.71 | -22.61 |
| | 70 | Glass and glassware | 9.18 | 21.51 | 134.35 |
| | 53 | Other vegetable textile fibres; paper yarn & woven fabrics of paper yarn | 2.25 | 19.03 | 744.46 |
| | 25 | Salt; sulphur; earth & stone; plastering material; lime & cement | 24.35 | 17.49 | -28.19 |
| | 10 | Cereals | 118.17 | 11.22 | -90.50 |
| | 31 | Fertilisers | 0.69 | 10.02 | 1,360.56 |
| | 39 | Plastics and articles thereof | 12.12 | 9.39 | -22.53 |
| | 01 | Live animals | 0.08 | 8.20 | 9,829.30 |
| | 38 | Miscellaneous chemical products | 0.35 | 8.15 | 2,257.27 |
| | 22 | Beverages, spirits and vinegar | 11.18 | 7.38 | -34.05 |
| | 72 | Iron and steel | 6.82 | 6.99 | 2.58 |
| | 4 digits | | | | |
| | 8528 | Television receivers (incl. video monitors and video projectors) | 0.13 | 412.50 | 308,867.25 |
| | 5607 | Twine, cordage, rope and cables | 63.69 | 198.24 | 211.25 |
| | 0710 | Vegetables, frozen | 53.21 | 32.07 | -39.73 |
| | 4804 | Uncoated kraft paper and paperboard, in rolls or sheets (excl. 48.02+03) | 20.69 | 28.17 | 36.11 |
| | 0805 | Citrus fruit, fresh or dried | 0.50 | 26.75 | 5,201.02 |
| | 4407 | Wood sawn or chipped lengthwise, sliced or peeled, >6mm thick | 0.08 | 26.69 | 32,827.03 |
| | 0910 | Ginger, saffron, turmeric (curcuma).curry and other spices | 0.02 | 24.33 | 139,367.31 |
| | 0902 | Tea | 22.54 | 23.98 | 6.39 |
| | 7010 | Carboys, bottles, flasks ampoules, etc; stoppers, lids of glass | 9.10 | 21.43 | 135.52 |
| | 5303 | Jute, etc (excl. flax), not spun; tow and waste of these fibres | 2.25 | 19.02 | 745.23 |
| | 2302 | Brans, sharps and other residues, derived from working of cereals, etc | 8.61 | 18.66 | 116.62 |
| | 8536 | Electrical apparatus for switching electrical circuits, =<1000v | 0.02 | 18.51 | 109,717.37 |
| | 6304 | Other furnishing articles, nes (excl. of 94.04) | 31.35 | 15.33 | -51.10 |
| | 2710 | Petroleum oils and oils obtained from bituminous minerals, other than crude | 8.09 | 13.25 | 63.75 |
| | 6305 | Sacks and bags, used for packing goods | 16.98 | 11.52 | -32.19 |
| | 2712 | Petroleum jelly; paraffin wax... and other mineral waxes, etc | 13.00 | 11.51 | -11.42 |
| | 2523 | Portland cement, aluminous cement, persulphate cement, etc | 18.80 | 10.90 | -42.01 |
| | 1005 | Maize(corn) | 97.86 | 9.37 | -90.42 |
| | 0102 | Live bovine animals | 0.00 | 8.07 | - |
| | 2306 | Oil-cake and other solid residues, of vegetable fats | 25.61 | 8.01 | -68.72 |
| Burundi | 2 digits | | | | |
| | 09 | Coffee, tea, mate and spices | 65.15 | 55.4 | -14.98 |
| | 71 | Natural or cultured pearls, precious or semi-precious stones, precious metals, metals clad with precious metal, and articles thereof; imitation jewellery; coin | 24.50 | 14.9 | -39.19 |

TABLE 7F: TWENTY MAJOR EAC DOMESTIC EXPORTS FOR 2015 COMPARED TO 2014 (US\$ MILLION)

| Partner State | HS level | Description of Goods | 2014 | 2015 | 2015/14 %change |
|---------------|----------|--|-------|-------|-----------------|
| Burundi | 2 digits | | | | |
| | 34 | Soap, organic surface-active agents, washing preparations, lubricating preparations, artificial waxes, prepared waxes, polishing or scouring preparations, candles and similar articles, modelling pastes, | 7.66 | 7.1 | -7.40 |
| | 22 | Beverages, spirits and vinegar | 5.65 | 6.7 | 17.95 |
| | 11 | Products of the milling industry; malt; starches; inulin; wheat gluten | 4.65 | 6.4 | 38.44 |
| | 24 | Tobacco and manufactured tobacco substitutes | 3.26 | 5.9 | 80.72 |
| | 41 | Raw hides and skins (other than furskins) and leather | 3.18 | 5.1 | 59.27 |
| | 39 | Plastics and articles thereof | 5.90 | 4.3 | -26.60 |
| | 70 | Ceramic products | 3.66 | 4.3 | 16.05 |
| | 26 | Ores, slag and ash | 2.20 | 2.7 | 24.63 |
| | 72 | Iron and steel | 2.85 | 1.8 | -37.82 |
| | 87 | Vehicles other than railway or tramway rollingstock, and parts and accessories thereof | 1.25 | 1.1 | -8.52 |
| | 85 | Electrical machinery and equipment and parts thereof; sound recorders and reproducers, television image and sound recorders and reproducers, and parts and accessories of such articles | 0.73 | 1.0 | 36.71 |
| | 96 | Miscellaneous manufactured articles | | 0.8 | - |
| | 23 | Residues and waste from the food industries; prepared animal fodder | 0.69 | 0.7 | -1.95 |
| | 73 | Articles of iron or steel | 0.48 | 0.5 | 4.42 |
| | 40 | Rubber and articles thereof | 0.28 | 0.5 | 64.06 |
| | 84 | Nuclear reactors, boilers, machinery and mechanical appliances; parts thereof | 0.65 | 0.4 | -37.24 |
| | 90 | Optical, photographic, cinematographic, measuring, checking, precision, medical or surgical instruments and apparatus; parts and accessories thereof | 10.66 | 0.3 | -97.04 |
| | 21 | Miscellaneous edible preparations | | 0.3 | - |
| | 4 digits | | | | |
| | 0901 | Coffee, whether or not roasted or decaffeinated; coffee husks and skins; coffee substitutes containing coffee | 51.68 | 39.88 | -22.83 |
| | 0902 | Tea, whether or not flavoured. | 13.47 | 15.51 | 15.14 |
| | 7108 | Gold (including gold plated with platinum) unwrought or in semi-manufactured forms, | 24.50 | 14.90 | -39.19 |
| | 3401 | Soap; organic surface-active products and preparations for use as soap, | | 6.77 | - |
| | 2203 | Beer made from malt. | | 6.55 | - |
| | 1101 | Wheat or meslin flour. | | 6.42 | - |
| | 2402 | Cigars, cheroots, cigarillos and cigarettes, of tobacco or of tobacco substitutes. | | 5.88 | - |
| | 7010 | Carboys, bottles, flasks, jars, pots, phials, ampoules and other containers, of glass | | 4.13 | - |
| | 3923 | Articles for the conveyance or packing of goods, of plastics; stoppers, lids, caps | | 4.09 | - |
| | 2615 | Niobium, tantalum, vanadium or zirconium ores and concentrates. | | 2.52 | - |
| | 4101 | Raw hides and skins of bovine (including buffalo) or equine animals (fresh, or salted) | | 1.81 | - |
| | 4106 | Tanned or crust hides and skins of other animals, without wool or hair on, | | 1.16 | - |
| | 8703 | Motor cars and other motor vehicles principally designed for the transport of persons | 28.64 | 0.97 | -96.60 |
| | 7204 | Ferrous waste and scrap; remelting scrap ingots of iron or steel. | | 0.93 | - |
| | 4103 | Other raw hides and skins (fresh, or salted, dried, limed, pickled or otherwise preserved) | | 0.85 | - |
| | 9605 | Travel sets for personal toilet, sewing or shoe or clothes cleaning. | | 0.82 | - |
| | 4104 | Tanned or crust hides and skins of bovine (including buffalo) or equine animals, without hair or wool | | 0.78 | - |
| | 7214 | Other bars and rods of iron or non-alloy steel, not further worked than forged, hot-roll | | 0.69 | - |
| | 2302 | Bran, sharps and other residues, whether or not in the form of pellets | | 0.68 | - |
| | 4011 | New pneumatic tyres, of rubber. | | 0.46 | - |

TABLE 8A: INTRA-EAC RE-EXPORTS OF THE MAJOR TWENTY PRODUCTS, 2014 (US\$, MILLION)

| Partner states | Country of destination | Hs Level | Description of Goods | values |
|----------------|------------------------|----------|--|--------|
| Uganda | Burundi | 2 digits | | |
| | | 64 | Footwear, gaiters and the like; parts of such articles | 2.72 |
| | | 36 | Explosives; pyrotechnic products; matches; pyrop alloy,etc | 1.03 |
| | | 87 | Vehicles other than railway/tramway roll-stock, parts & accessories | 0.83 |
| | | 33 | Essential oils & resinoids; perfumery, cosmetic/toilet preparations | 0.77 |
| | | 39 | Plastics and articles thereof | 0.47 |
| | | 72 | Iron and steel | 0.47 |
| | | 30 | Pharmaceutical products | 0.30 |
| | | 19 | Preparations of cereal, flour, starch/milk; pastry cooks' products | 0.22 |
| | | 22 | Beverages, spirits and vinegar | 0.21 |
| | | 15 | Animal/vegetable fats & oils & their cleavage products, etc | 0.20 |
| | | 73 | Articles of iron or steel | 0.20 |
| | | 84 | Nuclear reactors, boilers, machinery & mechanical appliance; parts | 0.18 |
| | | 48 | Paper & paperboard; art of paper pulp, paper/paperboard | 0.17 |
| | | 85 | Electrical machinery equipment parts thereof; sound recorder, etc | 0.16 |
| | | 49 | Printed books, newspapers, pictures & other product etc | 0.13 |
| | | 96 | Miscellaneous manufactured articles | 0.10 |
| | | 21 | Miscellaneous edible preparations | 0.10 |
| | | 63 | Other made up textile articles; sets; worn clothing etc | 0.08 |
| | | 34 | Soap, organic surface-active agents, washing preparations, etc | 0.06 |
| | | 20 | Preparations of vegetable, fruit, nuts or other parts of plants | 0.05 |
| | | 6402 | Other footwear with outer soles and uppers of rubber or plastics | 2.55 |
| | | 3605 | Matches (excl.pyrotechnic articles of 36.04) | 1.03 |
| | | 3306 | Preparations for oral or dental hygiene (incl. denture fixative) | 0.73 |
| | | 7213 | Iron/steel bars and rods, hot-rolled, in irregularly wound coils | 0.37 |
| | | 8704 | Motor vehicles for the transport of goods | 0.36 |
| | | 3901 | Polymers of ethylene, in primary forms | 0.33 |
| | | 3004 | Medicaments of mixed or unmixed products, for retail sale | 0.28 |
| | | 8703 | Motor cars and other motor vehicles for the transport of persons | 0.28 |
| | | 1905 | Bread, pastry, cakes, etc; communion wafers, rice paper, etc | 0.21 |
| | | 1517 | Margarine; edible preparations of animal or vegetable fats or oils, nes | 0.16 |
| | | 7323 | Table, kitchen or household articles and parts thereof of iron or steel | 0.15 |
| | | 4911 | Other printed matter, including printed pictures and photographs | 0.12 |
| | | 2203 | Beer made from malt | 0.12 |
| | | 8438 | Machinery, nes, for the industrial preparation of food or drink | 0.12 |
| | | 8502 | Electric generating sets and rotary converters | 0.11 |
| | | 6405 | Other footwear, nes | 0.10 |
| | | 9619 | Sanitary towels (pads) and tampons, napkins and napkin liners for babies and similar | 0.10 |
| | | 8711 | Motorcycles (incl. mopeds) and cycles fitted with an auxiliary motor | 0.09 |
| | | 8714 | Parts and accessories of vehicles of 87.11 to 87.13 | 0.07 |
| | | 7214 | Iron/steel bars and rods, forged, etc (incl. twisted), uncoiled | 0.06 |
| | Kenya | | | |
| | | 84 | Nuclear reactors, boilers, machinery & mechanical appliance; parts | 18.22 |
| | | 70 | Glass and glassware | 15.40 |

TABLE 8A: INTRA-EAC RE-EXPORTS OF THE MAJOR TWENTY PRODUCTS, 2014 (US\$, MILLION)

| Partner states | Country of destination | Hs Level | Description of Goods | values |
|----------------|------------------------|----------|--|--------|
| Uganda | Burundi | 2 digits | | |
| | | 39 | Plastics and articles thereof | 11.82 |
| | | 87 | Vehicles other than railway/tramway roll-stock, parts & accessories | 4.35 |
| | | 73 | Articles of iron or steel | 2.01 |
| | | 85 | Electrical machinery, equipment parts thereof; sound recorder, etc | 1.90 |
| | | 90 | Optical, photography, cinematography, measuring, checking, precision, etc instruments and apparatus; parts and accessories thereof | 1.67 |
| | | 63 | Other made up textile articles; sets; worn clothing, etc | 0.69 |
| | | 19 | Preparations of cereal, flour, starch/milk; pastry cooks' products | 0.57 |
| | | 36 | Explosives; pyrotechnic products; matches; pyrop alloy; etc | 0.29 |
| | | 88 | Aircraft, spacecraft, and parts thereof | 0.18 |
| | | 55 | Man-made staple fibres | 0.14 |
| | | 12 | Oil seed, oleaginous fruits; miscellaneous grain, seed, fruit, etc | 0.11 |
| | | 28 | Inorganic chemicals; compounds of precious metals, radioactive elements, etc | 0.09 |
| | | 23 | Residues & waste from the food industries; prepared animal fodder | 0.09 |
| | | 82 | Tool, implement, cutlery, spoon & fork, of base metal, etc | 0.09 |
| | | 76 | Aluminium and articles thereof | 0.09 |
| | | 27 | Mineral fuels, oils & product of their distillation, etc | 0.08 |
| | | 94 | Furniture; bedding, mattress, mattress support, cushion, etc | 0.08 |
| | | 22 | Beverages, spirits and vinegar | 0.06 |
| | | 7010 | Carboys, bottles, flasks ampoules, etc; stoppers, lids, of glass | 15.39 |
| | | 3923 | Articles for the of goods, of plastics; stoppers, etc, of plastics | 11.78 |
| | | 8430 | Earth moving machinery, nes; pile-drivers/extractors; snow-ploughs | 6.78 |
| | | 8431 | Parts suitable for use with the machinery of 84.25 to 84.30 | 6.36 |
| | | 8704 | Motor vehicles for the transport of goods | 1.07 |
| | | 8705 | Special purpose motor vehicles (eg crane, fire-fighting, etc, vehicles) | 1.06 |
| | | 8703 | Motor cars and other motor vehicles for the transport of persons | 1.05 |
| | | 8429 | Self-propelled bulldozers, angle dozers, graders, levellers, etc | 1.03 |
| | | 8426 | Derricks; cranes; mobile lifting frames... Trucks fitted with a crane | 0.96 |
| | | 8478 | Machinery for preparing or making up tobacco, nes | 0.93 |
| | | 8517 | Electrical apparatus for line telephony or line telegraphy | 0.87 |
| | | 8425 | Pulley tackle and hoists; winches and capstans; jacks | 0.80 |
| | | 9015 | Surveying, hydrographic, oceanographic... Instruments/appliances, nes | 0.70 |
| | | 1901 | Malt extract; food preparations of flour, etc , nes | 0.57 |
| | | 8701 | Tractors (excl. tractors of 87.09) | 0.55 |
| | | 7309 | Reservoirs, tanks... (excl. for gas) of iron or steel, >=300 l | 0.53 |
| | | 7308 | Iron/steel structures and parts thereof; plates, rods thereof | 0.53 |
| | | 8471 | Automatic data processing machines...; magnetic readers..., nes | 0.44 |
| | | 7311 | Containers for compressed or liquefied gas, of iron or steel | 0.40 |
| | | 9029 | Revolution counters, etc; speedometers and tachometers; stroboscopes | 0.38 |
| | Rwanda | | | |
| | | 17 | Sugars and sugar confectionery | 6.31 |
| | | 84 | Nuclear reactors, boilers, machinery & mechanical appliance; parts | 5.13 |
| | | 87 | Vehicles other than railway/tramway roll-stock, parts & accessories | 2.70 |
| | | 15 | Animal/vegetable fats & oils & their cleavage products,etc | 2.40 |
| | | 10 | Cereals | 2.10 |

TABLE 8A (CTD): INTRA-EAC RE-EXPORTS OF THE MAJOR TWENTY PRODUCTS, 2014 (US\$, MILLION)

| Partner states | Country of destination | Hs Level | Description of Goods | values |
|----------------|------------------------|----------|---|--------|
| | Rwanda | 2 digits | | |
| | | 34 | Soap, organic surface-active agents, washing preparations, etc | 1.37 |
| | | 36 | Explosives; pyrotechnic products; matches; pyrop alloy,etc | 1.03 |
| | | 87 | Vehicles other than railway/tramway roll-stock, parts & accessories | 0.83 |
| | | 72 | Iron and steel | 0.47 |
| | | 30 | Pharmaceutical products | 0.30 |
| | | 19 | Preparations of cereal, flour, starch/milk; pastry cooks' products | 0.22 |
| | | 22 | Beverages, spirits and vinegar | 1.04 |
| | | 36 | Explosives; pyrotechnic products; matches; pyrop alloy; etc | 1.02 |
| | | 72 | Iron and steel | 0.98 |
| | | 39 | Plastics and articles thereof | 0.96 |
| | | 49 | Printed books, newspapers, pictures & other product, etc | 0.83 |
| | | 40 | Rubber and articles thereof | 0.69 |
| | | 85 | Electrical machinery equipment parts thereof; sound recorder etc | 0.67 |
| | | 27 | Mineral fuels, oils & product of their distillation; etc | 0.46 |
| | | 54 | Man-made filaments | 0.40 |
| | | 21 | Miscellaneous edible preparations | 0.31 |
| | | 48 | Paper & paperboard; art of paper pulp, paper/paperboard | 0.30 |
| | | 19 | Preparations of cereal, flour, starch/milk; pastry cooks' products | 0.29 |
| | | 74 | Copper and articles thereof | 0.22 |
| | | 03 | Fish & crustacean, mollusc & other aquatic invertebrate | 0.22 |
| | | 1701 | Cane or beet sugar and chemically pure sucrose, in solid form | 6.08 |
| | | 8462 | Machine-tools (incl. Presses) for working metal by forging, etc | 2.80 |
| | | 1006 | Rice | 1.93 |
| | | 8704 | Motor vehicles for the transport of goods | 1.39 |
| | | 1511 | Palm oil and its fractions | 1.10 |
| | | 1517 | Margarine; edible preparations of animal or vegetable fats or oils, nes | 0.95 |
| | | 8471 | Automatic data processing machines...; magnetic readers..., nes | 0.87 |
| | | 3402 | Non-soap surface-active agents; washing preparations, nes | 0.84 |
| | | 4911 | Other printed matter, including printed pictures and photographs | 0.74 |
| | | 8703 | Motor cars and other motor vehicles for the transport of persons | 0.72 |
| | | 4011 | New pneumatic tyres, of rubber | 0.64 |
| | | 8456 | Machine-tools for working material by laser/light/photon beam, etc | 0.59 |
| | | 3923 | Articles for the of goods, of plastics; stoppers, etc, of plastics | 0.58 |
| | | 7210 | Rolled iron or non-alloy steel, >=600mm wide, clad, plated or coated | 0.49 |
| | | 2202 | Waters (incl. Mineral and aerated), with added sugar...(incl. sweetened) | 0.48 |
| | | 3602 | Prepared explosives, (excl. propellant powders) | 0.43 |
| | | 5402 | Synthetic filament yarn, (incl. synthetic monofilament) | 0.40 |
| | | 3603 | Safety fuses; detonating fuses; caps; igniters; electric detonators | 0.38 |
| | | 2710 | Petroleum oils, etc, (excl. crude); preparations thereof, nes | 0.34 |
| | | 2208 | Undenatured ethyl alcohol of an alcoholic strength <80%; spirits, etc | 0.29 |
| | Tanzania | | | |
| | | 87 | Vehicles other than railway/tramway roll-stock, parts & accessories | 5.17 |
| | | 90 | Optical photography, cinematography, measuring, checking, precision, etc instruments and apparatus; parts and accessories thereof | 2.59 |
| | | 84 | Nuclear reactors, boilers, machinery & mechanical appliance; parts | 1.99 |
| | | 30 | Pharmaceutical products | 1.07 |

TABLE 8A: INTRA-EAC RE-EXPORTS OF THE MAJOR TWENTY PRODUCTS, 2014 (US\$, MILLION)

| Partner states | Country of destination | Hs Level | Description of Goods | values |
|----------------|------------------------|----------|--|--------|
| | Tanzania | 2 digits | | |
| | | 85 | Electrical machinery & equipment parts thereof; sound recorder, etc | 0.79 |
| | | 95 | Toys, games & sports requisites; parts & access thereof | 0.30 |
| | | 22 | Beverages, spirits and vinegar | 0.19 |
| | | 34 | Soap, organic surface-active agents, washing preparations, etc | 0.16 |
| | | 82 | Tool, implement, cutlery, spoon & fork, of base metal, etc | 0.14 |
| | | 15 | Animal/vegetable fats & oils & their cleavage products,etc | 0.14 |
| | | 55 | Man-made staple fibres | 0.13 |
| | | 94 | Furniture; bedding, mattress, mattress support, cushion, etc | 0.10 |
| | | 48 | Paper & paperboard; art of paper pulp, paper/paperboard | 0.10 |
| | | 73 | Articles of iron or steel | 0.08 |
| | | 63 | Other made up textile articles; sets; worn clothing, etc | 0.07 |
| | | 21 | Miscellaneous edible preparations | 0.06 |
| | | 27 | Mineral fuels, oils & product of their distillation, etc | 0.05 |
| | | 33 | Essential oils & resinoids; perfumery, cosmetic/toilet preparations | 0.05 |
| | | 72 | Iron and steel | 0.04 |
| | | 24 | Tobacco and manufactured tobacco substitutes | 0.04 |
| | | 9015 | Surveying, hydrographic, oceanographic... Instruments/appliances, nes | 2.58 |
| | | 8703 | Motor cars and other motor vehicles for the transport of persons | 2.31 |
| | | 3003 | Medicaments with >=2 constituents mixed together, not for retail sale | 0.98 |
| | | 8704 | Motor vehicles for the transport of goods | 0.97 |
| | | 8702 | Public-transport type passenger motor vehicles | 0.72 |
| | | 8705 | Special purpose motor vehicles (eg crane, fire-fighting, etc, vehicles) | 0.66 |
| | | 8431 | Parts suitable for use with the machinery of 84.25 to 84.30 | 0.66 |
| | | 8517 | Electrical apparatus for line telephony or line telegraphy | 0.37 |
| | | 8716 | Trailers and semi-trailers; other vehicles, not mechanically propelled | 0.35 |
| | | 9505 | Festive, carnival or other entertainment articles | 0.30 |
| | | 8429 | Self-propelled bulldozers, angle dozers, graders, levellers, etc | 0.29 |
| | | 8474 | Machinery for sorting, agglomerating earth, stone, ores, etc | 0.26 |
| | | 8479 | Machines and mechanical appliances, having individual functions, nes | 0.19 |
| | | 8504 | Electrical transformers, static converters and inductors | 0.16 |
| | | 3403 | Lubricating preparations, etc (excl. those of >=70% petroleum oil) | 0.15 |
| | | 8471 | Automatic data processing machines; magnetic readers., nes | 0.14 |
| | | 8427 | Fork-lift trucks; works trucks fitted with lifting/handling equipment | 0.14 |
| | | 1516 | Animal or vegetable fats and oils and fractions, hydrogenated, etc | 0.14 |
| | | 8701 | Tractors (excl. tractors of 87.09) | 0.13 |
| | | 2202 | Waters (incl. mineral and aerated), with added sugar (incl. sweetened) | 0.13 |
| Rwanda | Kenya | 2 digits | | |
| | | 27 | Mineral fuels, mineral oils and products of their distillation; bituminous substances; mineral waxes | 12.54 |
| | | 84 | Nuclear reactors, boilers, machinery and mechanical appliances; parts thereof | 0.65 |
| | | 94 | Furniture; bedding, mattresses, mattress supports, cushions and similar stuffed furnishings; lamps and lighting fittings, not elsewhere specified or included; illuminated signs, illuminated name-plates and the like | 0.55 |
| | | 87 | Vehicles other than railway or tramway rolling-stock, and parts and accessories thereof | 0.47 |
| | | 90 | Optical, photographic, cinematographic, measuring, checking, precision, medical or surgical instruments and apparatus; parts and accessories thereof | 0.35 |
| | | 85 | Electrical machinery and equipment and parts thereof; sound recorders and reproducers, television image and sound recorders and reproducers, and parts and accessories of such articles | 0.06 |

TABLE 8A: INTRA-EAC RE-EXPORTS OF THE MAJOR TWENTY PRODUCTS, 2014 (US\$, MILLION)

| Partner states | Country of destination | Hs Level | Description of Goods | values |
|----------------|------------------------|----------|--|--------|
| Rwanda | Kenya | 2 digits | | |
| | | 63 | Other made up textile articles; sets; worn clothing and worn textile articles; rags | 0.04 |
| | | 48 | Paper and paperboard; articles of paper pulp, of paper or of paperboard | 0.02 |
| | | 05 | Products of animal origin, not elsewhere specified or included | 0.01 |
| | | 92 | Musical instruments; parts and accessories of such articles | 0.01 |
| | | 55 | Man-made staple fibres | 0.00 |
| | | 73 | Articles of iron or steel | 0.00 |
| | | 82 | Tools, implements, cutlery, spoons and forks, of base metal; parts thereof of base metal | 0.00 |
| | | 83 | Miscellaneous articles of base metal | 0.00 |
| | | 56 | Wadding, felt and nonwovens; special yarns; twine, cordage, ropes and cables and articles thereof | 0.00 |
| | | 76 | Aluminium and articles thereof | 0.00 |
| | | 39 | Plastics and articles thereof | 0.00 |
| | | 10 | Cereals | |
| | | 11 | Products of the milling industry; malt; starches; inulin; wheat gluten | |
| | | 15 | Animal or vegetable fats and oils and their cleavage products; prepared edible fats; animal or vegetable waxes | |
| | | 4 digits | | |
| | | 2710 | Petroleum oils and oils obtained from bituminous minerals, other than crude; preparation | 12.54 |
| | | 8429 | Self-propelled bulldozers, angle dozers, graders, levellers, scrapers, mechanical shovels | 0.55 |
| | | 9026 | Instruments and apparatus for measuring or checking the flow, level, pressure or other | 0.35 |
| | | 8705 | Special purpose motor vehicles, other than those principally designed for the transport of persons | 0.30 |
| | | 9406 | Prefabricated buildings. | 0.28 |
| | | 9403 | Other furniture and parts thereof. | 0.26 |
| | | 8716 | Trailers and semi-trailers; other vehicles, not mechanically propelled; parts thereof. | 0.09 |
| | | 8479 | Machines and mechanical appliances having individual functions, not specified or included | 0.09 |
| | | 8703 | Motor cars and other motor vehicles principally designed for the transport of persons | 0.07 |
| | | 8517 | Electrical apparatus for line telephony or line telegraphy, including line telephone set | 0.05 |
| | | 6301 | Blankets and travelling rugs. | 0.04 |
| | | 4820 | Registers, account books, note books, order books, receipt books, letter pads, memorandums | 0.02 |
| | | 8516 | Electric instantaneous or storage water heaters and immersion heaters; electric space | 0.01 |
| | | 0501 | Human hair, unworked, whether or not washed or scoured; waste of human hair. | 0.01 |
| | | 8415 | Air conditioning machines, comprising a motor-driven fan and elements for changing the temperature | 0.01 |
| | | 5510 | Yarn (other than sewing thread) of artificial staple fibres, not put up for retail sale. | 0.00 |
| | | 9405 | Lamps and lighting fittings including searchlights and spotlights and parts thereof, | 0.00 |
| | | 7305 | Other tubes and pipes (for example, welded, riveted or similarly closed) | 0.00 |
| | | 8536 | Electrical apparatus for switching or protecting electrical circuits | 0.00 |
| | | 9209 | Parts (for example, mechanisms for musical boxes) and accessories | 0.00 |
| | Tanzania | 2 digits | | |
| | | 27 | Mineral fuels, mineral oils and products of their distillation; bituminous substances; mineral waxes | 27.22 |
| | | 15 | Animal or vegetable fats and oils and their cleavage products; prepared edible fats; animal or vegetable waxes | 3.54 |
| | | 10 | Cereals | 3.20 |

TABLE 8A: INTRA-EAC RE-EXPORTS OF THE MAJOR TWENTY PRODUCTS, 2014 (US\$, MILLION)

| Partner states | Country of destination | Hs Level | Description of Goods | values |
|----------------|------------------------|----------|--|--------|
| | Tanzania | 2 digits | | |
| | | 21 | Miscellaneous edible preparations | 1.10 |
| | | 17 | Sugars and sugar confectionery | 0.92 |
| | | 11 | Products of the milling industry; malt; starches; inulin; wheat gluten | 0.84 |
| | | 16 | Preparations of meat, of fish or of crustaceans, molluscs or other aquatic invertebrates | 0.75 |
| | | 87 | Vehicles other than railway or tramway rolling-stock, and parts and accessories thereof | 0.53 |
| | | 19 | Preparations of cereals, flour, starch or milk; pastry cooks' products | 0.46 |
| | | 21 | Miscellaneous edible preparations | 1.10 |
| | | 17 | Sugars and sugar confectionery | 0.92 |
| | | 11 | Products of the milling industry; malt; starches; inulin; wheat gluten | 0.84 |
| | | 16 | Preparations of meat, of fish or of crustaceans, molluscs or other aquatic invertebrates | 0.75 |
| | | 87 | Vehicles other than railway or tramway rolling-stock, and parts and accessories thereof | 0.53 |
| | | 19 | Preparations of cereals, flour, starch or milk; pastry cooks' products | 0.46 |
| | | 48 | Paper and paperboard; articles of paper pulp of paper or of paperboard | 0.43 |
| | | 04 | Dairy produce; birds' eggs; natural honey; edible products of animal origin, not elsewhere specified or included | 0.40 |
| | | 22 | Beverages, spirits and vinegar | 0.23 |
| | | 84 | Nuclear reactors, boilers, machinery and mechanical appliances; parts thereof | 0.20 |
| | | 85 | Electrical machinery and equipment and parts thereof; sound recorders and reproducers, television image and sound recorders and reproducers, and parts and accessories of such articles. | 0.19 |
| | | 34 | Soap, organic surface-active agents, washing preparations, lubricating preparations, artificial waxes, prepared waxes, polishing or scouring preparations, candles and similar articles, modelling pastes, | 0.18 |
| | | 69 | Ceramic products | 0.15 |
| | | 40 | Rubber and articles thereof | 0.10 |
| | | 20 | Preparations of vegetables, fruit, nuts or other parts of plants | 0.09 |
| | | 26 | Ores, slag and ash | 0.05 |
| | | 28 | Inorganic chemicals; organic or inorganic compounds of precious metals, of rare-earth metals, of radioactive elements or of isotopes | 0.03 |
| | | 4 digits | | |
| | | 2710 | Petroleum oils and oils obtained from bituminous minerals, other than crude | 27.22 |
| | | 1516 | Animal or vegetable fats and oils and their fractions, partly or wholly hydrogenated | 3.38 |
| | | 1006 | Rice. | 3.20 |
| | | 2103 | Sauces and preparations thereof; mixed condiments and mixed seasonings; mustard flour | 0.93 |
| | | 1701 | Cane or beet sugar and chemically pure sucrose, in solid form. | 0.88 |
| | | 1101 | Wheat or meslin flour. | 0.84 |
| | | 1604 | Prepared or preserved fish; caviar and caviar substitutes prepared from fish eggs. | 0.75 |
| | | 1905 | Bread, pastry, cakes, biscuits and other bakers' wares, whether or not containing cocoa; | 0.46 |
| | | 0402 | Milk and cream, concentrated or containing added sugar or other sweetening matter. | 0.40 |
| | | 8703 | Motor cars and other motor vehicles principally designed for the transport of person | 0.37 |
| | | 4823 | Other paper, paperboard, cellulose wadding and webs of cellulose fibres, cut to size | 0.31 |
| | | 2202 | Waters, including mineral waters and aerated waters, containing added sugar or other sweetening | 0.23 |

TABLE 8A: INTRA-EAC RE-EXPORTS OF THE MAJOR TWENTY PRODUCTS, 2014 (US\$, MILLION)

| Partner states | Country of destination | Hs Level | Description of Goods | values |
|----------------|------------------------|----------|--|--------|
| | Tanzania | 4 digits | | |
| | | 8437 | Machines for cleaning, sorting or grading seed, grain or dried leguminous vegetables | 0.20 |
| | | 8506 | Primary cells and primary batteries. | 0.18 |
| | | 2102 | Yeasts (active or inactive); other single-cell micro-organisms, dead (but not including | 0.17 |
| | | 6911 | Tableware, kitchenware, other household articles and toilet articles, of porcelain | 0.15 |
| | | 1518 | Animal or vegetable fats and oils and their fractions, boiled, oxidised, dehydrated | 0.11 |
| | | 3401 | Soap; organic surface-active products and preparations for use as soap | 0.09 |
| | | 2002 | Tomatoes prepared or preserved otherwise than by vinegar or acetic acid. | 0.08 |
| | | 4809 | Carbon paper, self-copy paper and other copying or transfer papers (including coated) | 0.08 |
| | Uganda | 2 digits | | |
| | | 84 | Nuclear reactors, boilers, machinery and mechanical appliances; parts thereof | 18.02 |
| | | 87 | Vehicles other than railway or tramway rollingstock, and parts and accessories thereof | 2.48 |
| | | 94 | Furniture; bedding, mattresses, mattress supports, cushions and similar stuffed furnishings; lamps and lighting fittings, not elsewhere specified or included; illuminated signs, illuminated name-plates and the like | 1.64 |
| | | 27 | Mineral fuels, mineral oils and products of their distillation; bituminous substances; mineral waxes | 1.58 |
| | | 85 | Electrical machinery and equipment and parts thereof; sound recorders and reproducers, television image and sound recorders and reproducers, and parts and accessories of such articles | 1.57 |
| | | 73 | Articles of iron or steel | 1.18 |
| | | 64 | Footwear, gaiters and the like; parts of such articles | 0.17 |
| | | 63 | Other made up textile articles; sets; worn clothing and worn textile articles; rags | 0.10 |
| | | 26 | Ores, slag and ash | 0.08 |
| | | 33 | Essential oils and resinoids; perfumery, cosmetic or toilet preparations | 0.08 |
| | | 15 | Animal or vegetable fats and oils and their cleavage products; prepared edible fats; animal or vegetable waxes | 0.04 |
| | | 86 | Railway or tramway locomotives, rolling-stock and parts thereof; railway or tramway track fixtures and fittings and parts thereof; mechanical (including electro-mechanical) traffic signalling equipment of all kind | 0.03 |
| | | 49 | Printed books, newspapers, pictures and other products of the printing industry; manuscripts, typescripts and plans | 0.03 |
| | | 25 | Salt; sulphur; earths and stone; plastering materials, lime and cement | 0.03 |
| | | 22 | Beverages, spirits and vinegar | 0.03 |
| | | 10 | Cereals | 0.02 |
| | | 17 | Sugars and sugar confectionery | 0.02 |
| | | 96 | Miscellaneous manufactured articles | 0.01 |
| | | 95 | Toys, games and sports requisites; parts and accessories thereof | 0.01 |
| | | 48 | Paper and paperboard; articles of paper pulp of paper or of paperboard | 0.01 |
| | | 4 digits | | |
| | | 8430 | Other moving, grading, levelling, scraping, excavating, tamping, compacting, extracting | 8.37 |
| | | 8431 | Parts suitable for use solely or principally with the machinery of headings 84.25 to 84. | 4.21 |
| | | 8459 | Machine-tools (including way-type unit head machines) for drilling, boring, milling, etc | 3.55 |
| | | 9406 | Prefabricated buildings. | 1.63 |
| | | 2710 | Petroleum oils and oils obtained from bituminous minerals, other than crude; preparation | 1.58 |
| | | 8502 | Electric generating sets and rotary converters. | 1.15 |

TABLE 8A: INTRA-EAC RE-EXPORTS OF THE MAJOR TWENTY PRODUCTS, 2014 (US\$, MILLION)

| Partner states | Country of destination | Hs Level | Description of Goods | values |
|----------------|------------------------|----------|--|--------|
| | Uganda | 4 digits | | |
| | | 8705 | Special purpose motor vehicles, other than those principally designed for the transport of persons | 1.12 |
| | | 8426 | Ships' derricks; cranes, including cable cranes; mobile lifting frames, straddle carrier | 1.11 |
| | | 8703 | Motor cars and other motor vehicles principally designed for the transport of persons | 1.08 |
| | | 7304 | Tubes, pipes and hollow profiles, seamless, of iron (other than cast iron) or steel. | 0.55 |
| | | 8414 | Air or vacuum pumps, air or other gas compressors and fans; ventilating or recycling hoods with a fan | 0.36 |
| | | 7310 | Tanks, casks, drums, cans, boxes and similar containers, for any material | 0.31 |
| | | 7309 | Reservoirs, tanks, vats and similar containers for any material (other than compressed) | 0.26 |
| | | 8525 | Transmission apparatus for radio-telephony, radio-telegraphy, radio-broadcasting or telegraphy | 0.23 |
| | | 8424 | Mechanical appliances (whether or not hand-operated) for projecting, dispersing or spraying | 0.20 |
| | | 6402 | Other footwear with outer soles and uppers of rubber or plastics. | 0.17 |
| | | 8538 | Parts suitable for use solely or principally with the apparatus of heading 85.35, 85.36 | 0.17 |
| | | 8704 | Motor vehicles for the transport of goods. | 0.15 |
| | | 6305 | Sacks and bags, of a kind used for the packing of goods. | 0.09 |
| | | 2611 | Tungsten ores and concentrates. | 0.08 |
| | Burundi | 2 digits | | |
| | | 87 | Vehicles other than railway or tramway rollingstock, and parts and accessories thereof | 6.46 |
| | | 84 | Nuclear reactors, boilers, machinery and mechanical appliances; parts thereof | 0.35 |
| | | 27 | Mineral fuels, mineral oils and products of their distillation; bituminous substances; mineral waxes | 0.15 |
| | | 21 | Miscellaneous edible preparations | 0.08 |
| | | 85 | Electrical machinery and equipment and parts thereof; sound recorders and reproducers, television image and sound recorders and reproducers, and parts and accessories of such articles | 0.08 |
| | | 34 | Soap, organic surface-active agents, washing preparations, lubricating preparations, artificial waxes, prepared waxes, polishing or scouring preparations, candles and similar articles, modelling pastes, | 0.07 |
| | | 11 | Products of the milling industry; malt; starches; inulin; wheat gluten | 0.07 |
| | | 73 | Articles of iron or steel | 0.03 |
| | | 94 | Furniture; bedding, mattresses, mattress supports, cushions and similar stuffed furnishings; lamps and lighting fittings, not elsewhere specified or included; illuminated signs, illuminated name-plates and the like | 0.01 |
| | | 49 | Printed books, newspapers, pictures and other products of the printing industry; manuscripts, typescripts and plans | 0.01 |
| | | 39 | Plastics and articles thereof | 0.01 |
| | | 48 | Paper and paperboard; articles of paper pulp, of paper or of paperboard | 0.00 |
| | | 30 | Pharmaceutical products | 0.00 |
| | | 82 | Tools, implements, cutlery, spoons and forks, of base metal; parts thereof of base metal | 0.00 |
| | | 64 | Footwear, gaiters and the like; parts of such articles | 0.00 |
| | | 59 | Impregnated, coated, covered or laminated textile fabrics; textile articles of a kind suitable for industrial use | 0.00 |
| | | 1905 | Bread, pastry, cakes, biscuits and other bakers' wares, whether or not containing cocoa; | 0.46 |
| | | 0402 | Milk and cream, concentrated or containing added sugar or other sweetening matter. | 0.40 |
| | | 8703 | Motor cars and other motor vehicles principally designed for the transport of person | 0.37 |
| | | 4823 | Other paper, paperboard, cellulose wadding and webs of cellulose fibres, cut to size | 0.31 |

TABLE 8A: INTRA-EAC RE-EXPORTS OF THE MAJOR TWENTY PRODUCTS, 2014 (US\$, MILLION)

| Partner states | Country of destination | Hs Level | Description of Goods | values |
|----------------|------------------------|----------|--|--------|
| | Burundi | 2 digits | | |
| | | 92 | Musical instruments; parts and accessories of such articles | 0.00 |
| | | 95 | Toys, games and sports requisites; parts and accessories thereof | 0.00 |
| | | 63 | Other made up textile articles; sets; worn clothing and worn textile articles; rags | 0.00 |
| | | 61 | Articles of apparel and clothing accessories, knitted or crocheted | 0.00 |
| | | 4 digits | | |
| | | 8703 | Motor cars and other motor vehicles principally designed for the transport of persons | 5.13 |
| | | 8702 | Motor vehicles for the transport of ten or more persons, including the driver. | 0.82 |
| | | 8704 | Motor vehicles for the transport of goods. | 0.49 |
| | | 8415 | Air conditioning machines, comprising a motor-driven fan and elements for changing the temperature | 0.17 |
| | | 2710 | Petroleum oils and oils obtained from bituminous minerals, other than crude; preparations | 0.14 |
| | | 8479 | Machines and mechanical appliances having individual functions, not specified or included | 0.12 |
| | | 2103 | Sauces and preparations thereof; mixed condiments and mixed seasonings; mustard flour | 0.08 |
| | | 3401 | Soap; organic surface-active products and preparations for use as soap | 0.07 |
| | | 1101 | Wheat or meslin flour. | 0.07 |
| | | 8528 | Reception apparatus for television, whether or not incorporating radio-broadcast receivers | 0.07 |
| | | 7314 | Cloth (including endless bands), grill, netting and fencing, of iron or steel wire | 0.03 |
| | | 8429 | Self-propelled bulldozers, angle dozers, graders, levellers, scrapers, mechanical shovels | 0.03 |
| | | 8711 | Motorcycles (including mopeds) and cycles fitted with an auxiliary motor | 0.02 |
| | | 8418 | Refrigerators, freezers and other refrigerating or freezing equipment, electric or other | 0.02 |
| | | 9403 | Other furniture and parts thereof. | 0.01 |
| | | 8450 | Household or laundry-type washing machines, including machines which both wash and dry. | 0.01 |
| | | 2711 | Petroleum gases and other gaseous hydrocarbons. | 0.01 |
| | | 4907 | Unused postage, revenue or similar stamps of current or new issue | 0.01 |
| | | 3926 | Other articles of plastics and articles of other materials of headings 39.01 to 39.14. | 0.01 |
| | | 8516 | Electric instantaneous or storage water heaters and immersion heaters; electric space | 0.01 |
| Burundi | Kenya | 2 digits | | |
| | | 63 | Other made up textile articles; sets; worn clothing, etc | 0.09 |
| | | 70 | Glass and glassware | 0.04 |
| | | 39 | Plastics and articles thereof | 0.04 |
| | | 85 | Electrical machinery & equipment parts thereof, sound recorder, etc | 0.03 |
| | | 42 | Articles of leather; saddlery/harness; travel goods, etc | 0.01 |
| | | 76 | Aluminium and articles thereof | 0.01 |
| | | 94 | Furniture; bedding, mattress, mattress support, cushion, etc | 0.00 |
| | | 44 | Wood and articles of wood; wood charcoal | 0.00 |
| | | 61 | Art of apparel & clothing access, knitted or crocheted | 0.00 |
| | | 87 | Vehicles other than railway/tramway rolling-stock, parts & accessories | 0.00 |
| | | 4 digits | | |
| | | 6306 | Tarpaulins, awnings and sun blinds; tents; sails for boats, sailboards or landcraft; camp: | 0.09 |
| | | 7010 | Carboys, bottles, flasks, jars, pots, phials, ampoules and other containers, of glass, : | 0.04 |

TABLE 8A: INTRA-EAC RE-EXPORTS OF THE MAJOR TWENTY PRODUCTS, 2014 (US\$, MILLION)

| Partner states | Country of destination | Hs Level | Description of Goods | values |
|----------------|------------------------|----------|--|--------|
| Burundi | Kenya | 4 digits | | |
| | | 3923 | Articles for the conveyance or packing of goods, of plastics; stoppers, lids, caps | 0.04 |
| | | 8529 | Parts suitable for use solely or principally with the apparatus of headings 85.25 to 85: | 0.03 |
| | | 4202 | Trunks, suit-cases, vanity-cases, executive-cases, brief-cases, school satchels: | 0.01 |
| | | 7616 | Other articles of aluminium: | 0.01 |
| | | 9405 | Lamps and lighting fittings including searchlights and spotlights and parts thereof, : | 0.00 |
| | | 4418 | Builders' joinery and carpentry of wood, including cellular wood panels, assembled : | 0.00 |
| | | 3924 | Tableware, kitchenware, other household articles and toilet articles, of plastics: | 0.00 |
| | | 8539 | Electric filament or discharge lamps, including sealed beam lamp units and ultra-violet: | 0.00 |
| | | 8544 | Insulated (including enamelled or anodised) wire, cable (including co-axial cable) | 0.00 |
| | | 6117 | Other made up clothing accessories, knitted or crocheted; knitted or crocheted parts of: | 0.00 |
| | | 7610 | Aluminium structures (excluding prefabricated buildings of heading 94.06) and parts of : | 0.00 |
| | | 8716 | Trailers and semi-trailers; other vehicles, not mechanically propelled; parts thereof: | 0.00 |
| | | 8536 | Electrical apparatus for switching or protecting electrical circuits: | 0.00 |
| | Rwanda | 2 digits | | |
| | | 70 | Glass and glassware. | 0.81 |
| | | 87 | Vehicles other than railway or tramway rolling-stock, and parts and accessories thereof. | 0.75 |
| | | 84 | Nuclear reactors, boilers, machinery and mechanical appliances; parts thereof. | 0.25 |
| | | 39 | Plastics and articles thereof. | 0.24 |
| | | 72 | Iron and steel. | 0.18 |
| | | 73 | Articles of iron or steel. | 0.05 |
| | | 68 | Articles of stone, plaster, cement, asbestos, mica or similar materials. | 0.05 |
| | | 85 | Electrical machinery and equipment and parts thereof; sound recorders and reproducers, television image and sound recorders and reproducers, and parts and accessories of such articles. | 0.04 |
| | | 82 | Tools, implements, cutlery, spoons and forks, of base metal; parts thereof of base metal. | 0.03 |
| | | 19 | Preparations of cereals, flour, starch or milk; pastry cooks' products. | 0.02 |
| | | 94 | Furniture; bedding, mattresses, mattress supports, cushions and similar stuffed furnishings; lamps and lighting fittings, not elsewhere specified or included; illuminated signs, illuminated name-plates and the like; prefabricated buildings. | 0.01 |
| | | 76 | Aluminium and articles thereof. | 0.00 |
| | | 74 | Copper and articles thereof. | 0.00 |
| | | 83 | Miscellaneous articles of base metal. | 0.00 |
| | | 17 | Sugars and sugar confectionery. | 0.00 |
| | | 22 | Beverages, spirits and vinegar. | 0.00 |
| | | 15 | Animal or vegetable fats and oils and their cleavage products; prepared edible fats; animal or vegetable waxes. | 0.00 |
| | | 4 digits | | |
| | | 7010 | Carboys, bottles, flasks Ampoules, etc; stoppers, lids of glass | 0.81 |
| | | 8703 | Motor cars and other motor vehicles for the transport of persons | 0.46 |
| | | 3923 | Articles for conveyance or packing of goods, of plastics | 0.22 |
| | | 7204 | Ferrous waste and scrap; remelting scrap ingots of iron or steel | 0.18 |
| | | 8431 | Parts suitable for use with the machinery of 84.25 to 84.30 | 0.17 |
| | | 8704 | Motor vehicles for the transport of goods | 0.15 |
| | | 8702 | Public-transport type passenger motor vehicles | 0.13 |
| | | 7311 | Containers for compressed or liquefied gas, of iron or steel | 0.05 |
| | | 8479 | Machines and mechanical appliances, having individual functions, nes | 0.04 |
| | | 8502 | Electric generating sets and rotary converters | 0.03 |

TABLE 8A: INTRA-EAC RE-EXPORTS OF THE MAJOR TWENTY PRODUCTS, 2014 (US\$, MILLION)

| Partner states | Country of destination | Hs Level | Description of Goods | values |
|----------------|------------------------|----------|--|--------|
| | Rwanda | 2 digits | | |
| | | 8207 | Interchangeable tools for hand or machine-tools | 0.03 |
| | | 8429 | Self-propelled bulldozers, angle dozers, graders, levellers, etc | 0.03 |
| | | 6807 | Articles of asphalt or of similar material | 0.03 |
| | | 6809 | Articles of plaster or of compositions based on plaster | 0.02 |
| | | 3925 | Builders' ware of plastics, nes | 0.02 |
| | | 1905 | Bread, pastry, cakes, etc; communion wafers, rice paper, etc | 0.02 |
| | | 8463 | Other machine-tools for working metal, sintered metal carbides | 0.01 |
| | | 8709 | Works trucks, self-propelled, not fitted with lifting equipment | 0.01 |
| | | 8501 | Electric motors and generators (excl. generating sets) | 0.01 |
| | Tanzania | 2 digits | | |
| | | 87 | Vehicles other than railway or tramway rolling-stock, and parts and accessories thereof. | 2.21 |
| | | 84 | Nuclear reactors, boilers, machinery and mechanical appliances; parts thereof. | 1.07 |
| | | 27 | Mineral fuels, mineral oils and products of their distillation; bituminous substances; mineral waxes. | 0.44 |
| | | 72 | Iron and steel. | 0.38 |
| | | 53 | Other vegetable textile fibres; paper yarn and woven fabrics of paper yarn. | 0.08 |
| | | 70 | Glass and glassware. | 0.04 |
| | | 81 | Other base metals; cermets; articles thereof. | 0.01 |
| | | 40 | Rubber and articles thereof. | 0.01 |
| | | 74 | Copper and articles thereof. | 0.01 |
| | | 85 | Electrical machinery and equipment and parts thereof; sound recorders and reproducers, television image and sound recorders and reproducers, and parts and accessories of such articles. | 0.01 |
| | | 64 | Footwear, gaiters and the like; parts of such articles. | 0.00 |
| | | 25 | Salt; sulphur; earths and stone; plastering materials, lime and cement. | 0.00 |
| | | 83 | Miscellaneous articles of base metal. | 0.00 |
| | | 33 | Essential oils and resinoids; perfumery, cosmetic or toilet preparations. | 0.00 |
| | | 73 | Articles of iron or steel. | 0.00 |
| | | 96 | Miscellaneous manufactured articles. | 0.00 |
| | | 4 digits | | |
| | | 8704 | Motor vehicles for the transport of goods | 1.80 |
| | | 8429 | Self-propelled bulldozers, angle dozers, graders, levellers, etc | 0.99 |
| | | 2710 | Petroleum oils and oils obtained from bituminous minerals, other than crude | 0.44 |
| | | 7204 | Ferrous waste and scrap; remelting scrap ingots of iron or steel | 0.38 |
| | | 8708 | Parts and accessories of the motor vehicles of 87.01 to 87.05 | 0.22 |
| | | 8705 | Special purpose motor vehicles (eg crane, fire-fighting, etc, vehicles) | 0.12 |
| | | 5303 | Jute, etc (excl. flax), not spun; tow and waste of these fibres | 0.08 |
| | | 8703 | Motor cars and other motor vehicles for the transport of persons | 0.07 |
| | | 8430 | Earth moving... Machinery, nes; pile-drivers/extractors; snow-ploughs | 0.05 |
| | | 7010 | Carboys, bottles, flasks... Ampoules, etc; stoppers, lids..., of glass | 0.04 |
| | | 8479 | Machines and mechanical appliances, having individual functions, nes | 0.01 |
| | | 8459 | Machine-tools for drilling, boring, milling. by removing metal | 0.01 |
| | | 4011 | New pneumatic tyres, of rubber | 0.01 |
| | | 8432 | Machinery for soil preparation/cultivation; lawn/sports-ground rollers | 0.01 |
| | | 8113 | Cements and articles thereof including waste and scrap | 0.01 |
| | | 7404 | Copper waste and scrap | 0.01 |

TABLE 8A: INTRA-EAC RE-EXPORTS OF THE MAJOR TWENTY PRODUCTS, 2014 (US\$, MILLION)

| Partner states | Country of destination | Hs Level | Description of Goods | values |
|----------------|------------------------|----------|--|--------|
| | Tanzania | 4 digits | | |
| | | 8517 | Electrical apparatus for line telephony or line telegraphy | 0.01 |
| | | 8112 | Beryllium, chromium, germanium, vanadium and articles thereof | 0.00 |
| | | 8467 | Tools for working in the hand, pneumatic or with non-electric motors | 0.00 |
| | Uganda | 2 digits | | |
| | | 72 | Iron and steel. | 0.49 |
| | | 70 | Glass and glassware. | 0.20 |
| | | 84 | Nuclear reactors, boilers, machinery and mechanical appliances; parts thereof. | 0.18 |
| | | 39 | Plastics and articles thereof. | 0.17 |
| | | 87 | Vehicles other than railway or tramway rolling-stock, and parts and accessories thereof. | 0.12 |
| | | 85 | Electrical machinery and equipment and parts thereof; sound recorders and reproducers, television image and sound recorders and reproducers, and parts and accessories of such articles. | 0.05 |
| | | 92 | Musical instruments; parts and accessories of such articles. | 0.03 |
| | | 33 | Essential oils and resinoids; perfumery, cosmetic or toilet preparations. | 0.03 |
| | | 44 | Wood and articles of wood; wood charcoal. | 0.01 |
| | | 48 | Paper and paperboard; articles of paper pulp, of paper or of paperboard. | 0.01 |
| | | 73 | Articles of iron or steel. | 0.01 |
| | | 82 | Tools, implements, cutlery, spoons and forks, of base metal; parts thereof of base metal. | 0.00 |
| | | 63 | Other made up textile articles; sets; worn clothing and worn textile articles; rags. | 0.00 |
| | | 25 | Salt; sulphur; earths and stone; plastering materials, lime and cement. | 0.00 |
| | | 29 | Organic chemicals. | 0.00 |
| | | 95 | Toys, games and sports requisites; parts and accessories thereof. | 0.00 |
| | | 28 | Inorganic chemicals; organic or inorganic compounds of precious metals, of rare-earth metals, of radioactive elements or of isotopes. | 0.00 |
| | | 4 digits | | |
| | | 7204 | Ferrous waste and scrap; remelting scrap ingots of iron or steel | 0.49 |
| | | 7010 | Carboys, bottles, flasks ampoules, etc; stoppers, lids..., of glass | 0.20 |
| | | 3923 | Articles for conveyance or packing of goods, of plastics | 0.17 |
| | | 8478 | Machinery for preparing or making up tobacco, nes | 0.15 |
| | | 8711 | Motorcycles (incl. mopeds) and cycles fitted with an auxiliary motor | 0.12 |
| | | 8502 | Electric generating sets and rotary converters | 0.05 |
| | | 9207 | Musical instruments with electrically produced or amplified sound | 0.03 |
| | | 3304 | Beauty, make-up, skin-care (incl. suntan), manicure preparations | 0.03 |
| | | 8414 | Air/vacuum pumps, air/gas compressors and fans; hoods with a fan | 0.01 |
| | | 4410 | Particle board and similar board of wood or other ligneous materials | 0.01 |
| | | 4823 | Other paper..., cut to size or shape; articles of paper, etc, nes | 0.01 |
| | | 8477 | Machinery for working rubber/plastics or making products thereof, nes | 0.01 |
| | | 7311 | Containers for compressed or liquefied gas, of iron or steel | 0.01 |
| | | 8438 | Machinery, nes, for the industrial preparation of food or drink | 0.01 |
| | | 8501 | Electric motors and generators (excl. generating sets) | 0.00 |
| | | 7210 | Rolled iron or non-alloy steel, >=600mm wide, clad, plated or coated | 0.00 |
| | | 8479 | Machines and mechanical appliances, having individual functions, nes | 0.00 |
| | | 8413 | Pumps for liquids; liquid elevators | 0.00 |
| | | 6304 | Other furnishing articles, nes (excl. of 94.04) | 0.00 |
| | | 2505 | Natural sands of all kinds, (excl. metal-bearing sands of Chapter 26) | 0.00 |

TABLE 8A: INTRA-EAC RE-EXPORTS OF THE MAJOR TWENTY PRODUCTS, 2014 (US\$, MILLION)

| Partner states | Country of destination | Hs Level | Description of Goods | values |
|----------------|------------------------|----------|--|--------|
| Tanzania | Kenya | 2 digits | | |
| | | 89 | Ships, boats and floating structures | 80.90 |
| | | 27 | Mineral fuels, oils & product of their distillation, etc | 43.56 |
| | | 84 | Nuclear reactors, boilers, machinery & mechanical appliance; parts | 18.84 |
| | | 87 | Vehicles other than railway/tramway roll-stock, parts & accessories | 7.49 |
| | | 82 | Tool, implement, cutlery, spoon & fork, of base metal etc | 5.11 |
| | | 31 | Fertilisers | 5.11 |
| | | 10 | Cereals | 5.10 |
| | | 72 | Iron and steel | 2.10 |
| | | 85 | Electrical machinery & equipment parts thereof; sound recorder, etc | 1.87 |
| | | 73 | Articles of iron and steel | 1.25 |
| | | 36 | Explosives; pyrotechnic products; matches; pyro alloy; etc | 0.95 |
| | | 63 | Other made up textile articles; sets; worn clothing, etc | 0.80 |
| | | 39 | Plastics and articles thereof | 0.76 |
| | | 76 | Aluminium and articles thereof | 0.72 |
| | | 90 | Optical, photography, cinematography, measuring, checking, precision, etc instruments and apparatus; parts and accessories thereof | 0.61 |
| | | 94 | Furniture; bedding, mattress, mattress support, cushion, etc | 0.47 |
| | | 70 | Glass and glassware | 0.47 |
| | | 24 | Tobacco and manufactured tobacco substitutes | 0.40 |
| | | 25 | Salt; sulphur; earth & stone; plastering material; lime & cement | 0.24 |
| | | 30 | Pharmaceutical products | 0.18 |
| | | 4 digits | | |
| | | 8905 | Light-vessels, fire-floats, etc; floating docks, platforms for drilling | 80.90 |
| | | 2711 | Petroleum gases and other gaseous hydrocarbons | 34.88 |
| | | 8429 | Self-propelled bulldozers, angle dozers, graders, levellers, etc | 3.10 |
| | | 8704 | Motor vehicles for the transport of goods | 1.87 |
| | | 8474 | Machinery for sorting..., agglomerating... Earth, stone, ores, etc | 0.81 |
| | | 8431 | Parts suitable for use with the machinery of 84.25 to 84.30 | 0.54 |
| | | 8504 | Electrical transformers, static converters and inductors | 0.49 |
| | | 7010 | Carboys, bottles, flasks... Ampoules, etc; stoppers, lids..., of glass | 0.46 |
| | | 8703 | Motor cars and other motor vehicles for the transport of persons | 0.44 |
| | | 8705 | Special purpose motor vehicles (eg crane, fire-fighting, etc, vehicles) | 0.43 |
| | | 8427 | Fork-lift trucks; works trucks fitted with lifting/handling equipment | 0.37 |
| | | 8430 | Earth moving... Machinery, nes; pile-drivers/extractors; snow-ploughs | 0.35 |
| | | 8465 | Machine-tools for working wood, cork, bone, hard rubber, etc | 0.34 |
| | | 8502 | Electric generating sets and rotary converters | 0.31 |
| | | 8479 | Machines and mechanical appliances, having individual functions, nes | 0.24 |
| | | 8514 | Industrial or laboratory electric furnaces and ovens, etc | 0.23 |
| | | 2710 | Petroleum oils and oils obtained from bituminous minerals, other than crude | 0.21 |
| | | 2402 | Cigars, cigarillos, cigarettes, etc, of tobacco or tobacco substitutes | 0.21 |
| | | 3902 | Polymers of propylene or of other olefins, in primary forms | 0.19 |
| | | 8414 | Air/vacuum pumps, air/gas compressors and fans; hoods with a fan | 0.18 |
| | Uganda | 2 digits | | |
| | | 27 | Mineral fuels, oils & product of their distillation, etc | 5.53 |
| | | 10 | Cereals | 5.09 |
| | | 87 | Vehicles other than railway/tramway roll-stock, parts & accessories | 3.23 |
| | | 84 | Nuclear reactors, boilers, machinery & mechanical appliance; parts | 3.04 |

TABLE 8A: INTRA-EAC RE-EXPORTS OF THE MAJOR TWENTY PRODUCTS, 2014 (US\$, MILLION)

| Partner states | Country of destination | Hs Level | Description of Goods | values |
|----------------|------------------------|----------|--|--------|
| | Uganda | 2 digits | | |
| | | 85 | Electrical machinery equipment parts thereof; sound recorder, etc | 0.40 |
| | | 82 | Tool, implement, cutlery, spoon & fork, of base metal, etc | 0.31 |
| | | 90 | Optical, photography, cinematography, measuring, checking, precision, etc instruments and apparatus; parts and accessories thereof | 0.27 |
| | | 63 | Other made up textile articles; sets; worn clothing, etc | 0.21 |
| | | 39 | Plastics and articles thereof | 0.20 |
| | | 24 | Tobacco and manufactured tobacco substitutes | 0.19 |
| | | 73 | Articles of iron and steel | 0.17 |
| | | 36 | Explosives; pyrotechnic products; matches; pyro alloy, etc | 0.17 |
| | | 38 | Miscellaneous chemical products | 0.11 |
| | | 79 | Zinc and articles thereof | 0.09 |
| | | 28 | Inorganic chemicals; compounds of precious metals, radioactive elements, etc, etc | 0.07 |
| | | 25 | Salt; sulphur; earth & stone; plastering material; lime & cement | 0.05 |
| | | 29 | Organic chemicals | 0.04 |
| | | 31 | Fertilisers | 0.04 |
| | | 34 | Soap, organic surface-active agents, washing preparations, etc | 0.02 |
| | | 72 | Iron and steel | 0.02 |
| | | 4 digits | | |
| | | 1001 | Wheat and meslin | 5.09 |
| | | 2711 | Petroleum gases and other gaseous hydrocarbons | 4.89 |
| | | 8704 | Motor vehicles for the transport of goods | 2.23 |
| | | 8429 | Self-propelled bulldozers, angle dozers, graders, levellers, etc | 0.75 |
| | | 8431 | Parts suitable for use with the machinery of 84.25 to 84.30 | 0.58 |
| | | 8430 | Earth moving machinery, nes; pile-drivers/extractors; snow-ploughs | 0.53 |
| | | 8703 | Motor cars and other motor vehicles for the transport of persons | 0.45 |
| | | 8473 | Parts and accessories suitable for machines of 84.69 to 84.72 | 0.39 |
| | | 2710 | Petroleum oils and oils obtained from bituminous minerals, other than crude | 0.38 |
| | | 8459 | Machine-tools for drilling, boring, milling. by removing metal | 0.27 |
| | | 9015 | Surveying, hydrographic, oceanographic... Instruments/appliances, nes | 0.26 |
| | | 2713 | Petroleum coke, bitumen and other residues of petroleum oils | 0.26 |
| | | 8215 | Spoons, forks, ladles, skimmers, cake-servers or tableware | 0.25 |
| | | 6301 | Blankets and travelling rugs | 0.20 |
| | | 2402 | Cigars, cigarillos, cigarettes, etc, of tobacco or tobacco substitutes | 0.19 |
| | | 8479 | Machines and mechanical appliances, having individual functions, nes | 0.18 |
| | | 3606 | Ferro-cerium, pyrophoric alloys; articles of combustible materials | 0.17 |
| | | 3907 | Polyethers and epoxide resins; polyesters, in primary forms | 0.17 |
| | | 8702 | Public-transport type passenger motor vehicles | 0.17 |
| | | 8451 | Machinery, nes, for washing, cleaning, wringing, drying, ironing, etc | 0.16 |
| | Burundi | 2 digits | | |
| | | 84 | Nuclear reactors, boilers, machinery & mechanical appliance; parts | 8.70 |
| | | 82 | Tool, implement, cutlery, spoon & fork, of base metal, etc | 4.62 |
| | | 31 | Fertilisers | 1.97 |
| | | 27 | Mineral fuels, oils & product of their distillation, etc | 1.32 |
| | | 87 | Vehicles other than railway/tramway roll-stock, parts & accessories | 0.93 |
| | | 72 | Iron and steel | 0.41 |
| | | 73 | Articles of iron and steel | 0.14 |
| | | 36 | Explosives; pyrotechnic products; matches; pyro alloy, etc | 0.08 |

TABLE 8A: INTRA-EAC RE-EXPORTS OF THE MAJOR TWENTY PRODUCTS, 2014 (US\$, MILLION)

| Partner states | Country of destination | Hs Level | Description of Goods | values |
|----------------|------------------------|----------|--|--------|
| | Burundi | 2 digits | | |
| | | 85 | Electrical machinery equipment parts thereof; sound recorder, etc | 0.07 |
| | | 60 | Knitted or crocheted fabrics | 0.05 |
| | | 39 | Plastics and articles thereof | 0.05 |
| | | 22 | Beverages, spirits and vinegar | 0.04 |
| | | 83 | Miscellaneous articles of base metal | 0.03 |
| | | 25 | Salt; sulphur; earth & stone; plastering material; lime & cement | 0.02 |
| | | 10 | Cereals | 0.01 |
| | | 96 | Miscellaneous manufactured articles | 0.00 |
| | | 86 | Railway/tramway locomotives, rolling-stock & parts thereof, etc | 0.00 |
| | | 90 | Optical, photography, cinematography, measuring, checking, precision, etc instruments and apparatus; parts and accessories thereof | 0.00 |
| | | 94 | Furniture; bedding, mattress, mattress support, cushion, etc | 0.00 |
| | | 40 | Rubber and articles thereof | 0.00 |
| | | 4 digits | | |
| | | 8432 | Machinery for soil preparation/cultivation; lawn/sports-ground rollers | 8.01 |
| | | 8203 | Files, rasps, pliers, pincers, tweezers, metal cutting shears, etc | 4.61 |
| | | 3105 | Mineral or chemical fertilizers, nes; other fertilisers; goods =<10kg | 1.76 |
| | | 2710 | Petroleum oils and oils obtained from bituminous minerals, other than crude | 1.03 |
| | | 8714 | Parts and accessories of vehicles of 87.11 to 87.13 | 0.61 |
| | | 7213 | Iron/steel bars and rods, hot-rolled, in irregularly wound coils | 0.41 |
| | | 8429 | Self-propelled bulldozers, angle dozers, graders, levellers, etc | 0.33 |
| | | 2711 | Petroleum gases and other gaseous hydrocarbons | 0.29 |
| | | 8430 | Earth moving... Machinery, nes; pile-drivers/extractors; snow-ploughs | 0.20 |
| | | 3102 | Mineral or chemical fertilizers, nitrogenous | 0.19 |
| | | 8705 | Special purpose motor vehicles (eg crane, fire-fighting, etc, vehicles) | 0.14 |
| | | 8704 | Motor vehicles for the transport of goods | 0.13 |
| | | 8476 | Automatic goods-vending machines (incl. money-changing machines) | 0.12 |
| | | 7315 | Chain and parts thereof, of iron or steel | 0.10 |
| | | 3602 | Prepared explosives | 0.08 |
| | | 8502 | Electric generating sets and rotary converters | 0.05 |
| | | 6005 | Warp knit fabrics (including those made on galloon knitting machines) | 0.05 |
| | | 3920 | Other plates..., of plastics, not reinforced, etc | 0.04 |
| | | 2203 | Beer made from malt | 0.04 |
| | | 7326 | Other articles of iron or steel | 0.04 |
| | Rwanda | 2 digits | | |
| | | 40 | Rubber and articles thereof | 0.09 |
| | | 84 | Nuclear reactors, boilers, machinery & mechanical appliance; parts | 0.90 |
| | | 22 | Beverages, spirits and vinegar | 0.08 |
| | | 73 | Articles of iron and steel | 0.74 |
| | | 36 | Explosives; pyrotechnic products; matches; pyro alloy, etc | 0.71 |
| | | 44 | Wood and articles of wood; wood charcoal | 0.01 |
| | | 28 | Inorganic chemicals; compounds of precious metals, radioactive elements, etc | 0.06 |
| | | 63 | Other made up textile articles; sets; worn clothing, etc | 0.58 |
| | | 76 | Aluminium and articles thereof | 0.55 |
| | | 62 | Art of apparel & clothing access, not knitted/crocheted | 0.00 |
| | | 94 | Furniture; bedding, mattress, mattress support, cushion, etc | 0.44 |

TABLE 8A: INTRA-EAC RE-EXPORTS OF THE MAJOR TWENTY PRODUCTS, 2014 (US\$, MILLION)

| Partner states | Country of destination | Hs Level | Description of Goods | values |
|----------------|------------------------|----------|--|--------|
| | Rwanda | 2 digits | | |
| | | 48 | Paper & paperboard; art of paper pulp, paper/paperboard | 0.00 |
| | | 82 | Tool, implement, cutlery, spoon & fork, of base metal, etc | 0.03 |
| | | 70 | Glass and glassware | 0.00 |
| | | 31 | Fertilisers | 3.09 |
| | | 90 | Optical, photography, cinematography, measuring, checking, precision, etc instruments and apparatus; parts and accessories thereof | 0.03 |
| | | 87 | Vehicles other than railway/tramway roll-stock, parts & accessories | 0.25 |
| | | 59 | Impregnated, coated, cover/laminated textile fabric,etc | 0.02 |
| | | 29 | Organic chemicals | 0.00 |
| | | 96 | Miscellaneous manufactured articles | 0.00 |
| | | 4 digits | | |
| | | 3105 | Mineral or chemical fertilizers, nes; other fertilizers; goods =<10kg | 3.09 |
| | | 7222 | Other bars and rods of stainless steel; angles, shapes and sections | 1.10 |
| | | 2711 | Petroleum gases and other gaseous hydrocarbons | 1.03 |
| | | 3602 | Prepared explosives | 0.67 |
| | | 8429 | Self-propelled bulldozers, angle dozers, graders, levellers, etc | 0.55 |
| | | 7308 | Iron/steel structures and parts thereof; plates, rods... thereof | 0.51 |
| | | 2714 | Bitumen and asphalt, natural; bituminous or oil shale; asphaltites... | 0.43 |
| | | 7213 | Iron/steel bars and rods, hot-rolled, in irregularly wound coils | 0.41 |
| | | 7609 | Aluminium tube or pipe fittings | 0.32 |
| | | 6301 | Blankets and travelling rugs | 0.24 |
| | | 6304 | Other furnishing articles, nes (excl. of 94.04) | 0.23 |
| | | 8705 | Special purpose motor vehicles (eg crane, fire-fighting, etc, vehicles) | 0.23 |
| | | 9404 | Mattress supports; articles of bedding, sprung, stuffed, etc | 0.23 |
| | | 7323 | Table, kitchen or household articles and parts thereof of iron or steel | 0.23 |
| | | 7615 | Table, kitchen, household and sanitary articles of aluminium | 0.22 |
| | | 9406 | Prefabricated buildings | 0.21 |
| | | 2713 | Petroleum coke, bitumen and other residues of petroleum oils | 0.17 |
| | | 2523 | Portland cement, aluminous cement, persulphate cement, etc | 0.16 |
| | | 8430 | Earth moving... Machinery, nes; pile-drivers/extractors; snow-ploughs | 0.13 |
| | | 6907 | Unglazed ceramic flags, paving, hearth or wall tiles; mosaic cubes, etc | 0.11 |
| Kenya | Uganda | 2 digits | | |
| | | 27 | Mineral fuels, mineral oils and products of their distillation | 46.36 |
| | | 84 | Nuclear reactors, boilers, machinery and mechanical appliances | 15.41 |
| | | 87 | Vehicles other than railway or tramway rolling-stock | 12.55 |
| | | 10 | Cereals. | 10.44 |
| | | 90 | Optical, photographic, cinematographic, measuring instruments and apparatus | 7.42 |
| | | 30 | Pharmaceutical products. | 7.34 |
| | | 31 | Fertilisers. | 7.15 |
| | | 19 | Preparations of cereals, flour, starch or milk; pastry cook's products | 4.62 |
| | | 39 | Plastics and articles thereof. | 3.55 |
| | | 38 | Miscellaneous chemical products. | 3.52 |
| | | 15 | Animal or vegetable fats and oils and their cleavage products; | 3.26 |
| | | 12 | Oil seeds and oleaginous fruits; miscellaneous grains, seeds, fruits | 2.54 |
| | | 07 | Edible vegetables and certain roots and tubers. | 1.78 |
| | | 85 | Electrical machinery and equipment and parts thereof | 1.56 |

TABLE 8A: INTRA-EAC RE-EXPORTS OF THE MAJOR TWENTY PRODUCTS, 2014 (US\$, MILLION)

| Partner states | Country of destination | Hs Level | Description of Goods | values |
|----------------|------------------------|----------|--|--------|
| Kenya | Uganda | 2 digits | | |
| | | 28 | Inorganic chemicals; organic or inorganic compound | 1.02 |
| | | 29 | Organic chemicals. | 0.90 |
| | | 64 | Footwear, gaiters and the like; parts of such articles | 0.79 |
| | | 73 | Articles of iron or steel. | 0.78 |
| | | 48 | Paper and paperboard; articles of paper pulp, of paper or of paperboard | 0.69 |
| | | 34 | Soap, organic surface-active agents, washing preparations | 0.65 |
| | | 4 digits | | |
| | | 2710 | Petroleum oils and oils obtained from bituminous minerals, other than crude; preparation | 44.42 |
| | | 1007 | Grain sorghum | 9.98 |
| | | 3004 | Medicaments of mixed or unmixed products, for retail sale | 7.26 |
| | | 8431 | Parts suitable for use with the machinery of 84.25 | 6.32 |
| | | 9018 | Instruments and appliances used in medical, surgical | 6.06 |
| | | 1901 | Malt extract; food preparations of flour, etc , nes | 3.94 |
| | | 8702 | Public-transport type passenger motor vehicles | 3.60 |
| | | 8703 | Motor cars and other motor vehicles for the transport of persons | 3.48 |
| | | 3105 | Mineral or chemical fertilizers, nes; other fertiliser | 3.29 |
| | | 3102 | Mineral or chemical fertilizers, nitrogenous | 3.19 |
| | | 1511 | Palm oil and its fractions whether or not refined | 2.97 |
| | | 3808 | Insecticides, rodenticides... And similar products | 2.83 |
| | | 8701 | Tractors (excl. Tractors of 87.09) | 2.79 |
| | | 8429 | Self-propelled bulldozers, angle dozers, graders, levellers, etc | 2.79 |
| | | 1208 | Flours and meals of oil seeds or oleaginous fruits | 2.47 |
| | | 3907 | Polyethers and epoxide resins; polyesters | 2.36 |
| | | 8704 | Motor vehicles for the transport of goods | 1.87 |
| | | 2711 | Petroleum gases and other gaseous hydrocarbons | 1.82 |
| | | 0713 | Dried leguminous vegetables, shelled | 1.78 |
| | | 8451 | Machinery, nes, for washing, cleaning, wringing, | 0.96 |
| | Tanzania | 2 digits | | |
| | | 84 | Nuclear reactors, boilers, machinery and mechanical appliances | 25.27 |
| | | 27 | Mineral fuels, mineral oils and products of their distillation | 22.84 |
| | | 30 | Pharmaceutical products. | 15.96 |
| | | 38 | Miscellaneous chemical products. | 5.78 |
| | | 90 | Optical, photographic, cinematographic, measuring, instruments and apparatus | 4.21 |
| | | 87 | Vehicles other than railway or tramway rolling-stock | 3.53 |
| | | 85 | Electrical machinery and equipment and parts thereof | 2.86 |
| | | 73 | Articles of iron or steel. | 1.55 |
| | | 39 | Plastics and articles thereof. | 1.33 |
| | | 94 | Furniture; bedding, mattresses, mattress supports cushion, etc, | 1.29 |
| | | 31 | Fertilisers. | 1.27 |
| | | 40 | Rubber and articles thereof. | 1.09 |
| | | 33 | Essential oils and resinoids; perfumery, cosmetic | 0.97 |
| | | 29 | Organic chemicals. | 0.91 |
| | | 55 | Man-made staple fibres. | 0.90 |
| | | 07 | Edible vegetables and certain roots and tubers. | 0.80 |
| | | 28 | Inorganic chemicals; organic or inorganic compounds | 0.79 |

TABLE 8A: INTRA-EAC RE-EXPORTS OF THE MAJOR TWENTY PRODUCTS, 2014 (US\$, MILLION)

| Partner states | Country of destination | Hs Level | Description of Goods | values |
|----------------|------------------------|----------|--|--------|
| | Tanzania | 2 digits | | |
| | | 32 | Tanning or dyeing extracts; tannins and their derivatives | 0.00 |
| | | 76 | Aluminium and articles thereof. | 0.03 |
| | | 89 | Ships, boats and floating structures. | 0.00 |
| | | 31 | Fertilisers | 3.09 |
| | | 4 digits | | |
| | | 2710 | Petroleum oils and oils obtained from bituminous minerals, other than crude; preparation | 22.78 |
| | | 3004 | Medicaments of mixed or unmixed products, for retail sale | 15.92 |
| | | 8431 | Parts suitable for use with the machinery of 84.25 | 13.68 |
| | | 3808 | Insecticides, rodenticides and similar products | 5.06 |
| | | 9018 | Instruments and appliances used in medical, surgical | 3.40 |
| | | 8429 | Self-propelled bulldozers, angle dozers, graders, levellers, etc | 3.36 |
| | | 8419 | Non-domestic heating/cooling equipment, nes | 1.81 |
| | | 8704 | Motor vehicles for the transport of goods | 1.72 |
| | | 8413 | Pumps for liquids; liquid elevators | 1.39 |
| | | 8418 | Refrigerators, freezers, etc; heat pumps | 1.15 |
| | | 3102 | Mineral or chemical fertilizers, nitrogenous | 1.00 |
| | | 5501 | Synthetic filament tow | 0.90 |
| | | 4002 | Synthetic rubber derived from oils, in primary forms | 0.86 |
| | | 0713 | Dried leguminous vegetables, shelled | 0.80 |
| | | 7326 | Other articles of iron or steel | 0.70 |
| | | 3306 | Preparations for oral or dental hygiene (incl. denture fixative) | 0.68 |
| | | 9406 | Prefabricated buildings | 0.67 |
| | | 8702 | Public-transport type passenger motor vehicles | 0.63 |
| | | 8528 | Television receivers (incl. video monitors and video monitors and video projectors) | 0.60 |
| | | 8443 | Printing machinery; machines for uses ancillary to printing | 0.60 |
| | Rwanda | 2 digits | | |
| | | 27 | Mineral fuels, mineral oils and products of their distillation | 16.65 |
| | | 30 | Pharmaceutical products. | 6.57 |
| | | 31 | Fertilisers. | 4.58 |
| | | 84 | Nuclear reactors, boilers, machinery and mechanical appliances | 0.79 |
| | | 22 | Beverages, spirits and vinegar. | 0.73 |
| | | 85 | Electrical machinery and equipment and parts thereof | 0.54 |
| | | 48 | Paper and paperboard; articles of paper pulp, of paper or of paperboard | 0.44 |
| | | 90 | Optical, photographic, cinematographic, measuring, etc instruments and apparatus | 0.41 |
| | | 94 | Furniture; bedding, mattresses, mattress supports, cushion, etc | 0.40 |
| | | 19 | Preparations of cereals, flour, starch or milk; pastry cook's products | 0.30 |
| | | 87 | Vehicles other than railway or tramway rolling-stock | 0.27 |
| | | 39 | Plastics and articles thereof. | 0.24 |
| | | 73 | Articles of iron or steel. | 0.23 |
| | | 49 | Printed books, newspapers, pictures and other products | 0.22 |
| | | 70 | Glass and glassware. | 0.20 |
| | | 32 | Tanning or dyeing extracts; tannins and their derivatives | 0.18 |
| | | 40 | Rubber and articles thereof. | 0.18 |
| | | 28 | Inorganic chemicals; organic or inorganic compounds | 0.15 |
| | | 15 | Animal or vegetable fats and oils and their cleavage products; | 0.15 |

TABLE 8A: INTRA-EAC RE-EXPORTS OF THE MAJOR TWENTY PRODUCTS, 2014 (US\$, MILLION)

| Partner states | Country of destination | Hs Level | Description of Goods | values |
|----------------|------------------------|----------|--|--------|
| | Rwanda | 2 digits | | |
| | | 34 | Soap, organic surface-active agents, washing preparations | 0.15 |
| | | 4 digits | | |
| | | 2710 | Petroleum oils and oils obtained from bituminous minerals, other than crude; preparation | 16.44 |
| | | 3004 | Medicaments of mixed or unmixed products, for retail sale | 6.51 |
| | | 3105 | Mineral or chemical fertilisers, nes; other fertiliser | 3.35 |
| | | 3102 | Mineral or chemical fertilisers, nitrogenous | 1.23 |
| | | 2204 | Wine of fresh grapes, (incl. Fortified wines) | 0.58 |
| | | 9018 | Instruments and appliances used in medical, surgical | 0.39 |
| | | 1901 | Malt extract; food preparations of flour, etc , nes | 0.29 |
| | | 8704 | Motor vehicles for the transport of goods | 0.22 |
| | | 4901 | Printed books, brochures, leaflets and similar printed matter | 0.22 |
| | | 2711 | Petroleum gases and other gaseous hydrocarbons | 0.20 |
| | | 7005 | Float glass and surface ground or polished glass, | 0.19 |
| | | 4811 | Paper, paperboard, etc, coated..., in rolls or sheets | 0.18 |
| | | 8421 | Centrifuges; filtering/purifying machinery | 0.17 |
| | | 8502 | Electric generating sets and rotary converters | 0.17 |
| | | 9405 | Lamps and lighting fittings, nes; illuminated signs | 0.17 |
| | | 4802 | Uncoated paper, for writing in rolls or sheets | 0.15 |
| | | 2208 | Undenatured ethyl alcohol of an alcoholic strength <80%; spirits, etc | 0.14 |
| | | 8504 | Electrical transformers, static converters | 0.13 |
| | | 4011 | New pneumatic tyres, of rubber | 0.11 |
| | | 1511 | Palm oil and its fractions whether or not refined | 0.11 |
| | Burundi | 2 digits | | |
| | | 27 | Mineral fuels, mineral oils and products of their distillation | 8.93 |
| | | 31 | Fertilisers. | 5.55 |
| | | 21 | Miscellaneous edible preparations. | 0.54 |
| | | 84 | Nuclear reactors, boilers, machinery and mechanical appliances | 0.30 |
| | | 85 | Electrical machinery and equipment and parts thereof | 0.23 |
| | | 30 | Pharmaceutical products. | 0.22 |
| | | 87 | Vehicles other than railway or tramway rolling-stock | 0.19 |
| | | 12 | Oil seeds and oleaginous fruits; miscellaneous grains, seeds, fruits | 0.15 |
| | | 19 | Preparations of cereals, flour, starch or milk; pastry cook's products | 0.13 |
| | | 07 | Edible vegetables and certain roots and tubers. | 0.13 |
| | | 94 | Furniture; bedding, mattresses, mattress supports, cushion, etc | 0.12 |
| | | 15 | Animal or vegetable fats and oils and their cleavage products; | 0.11 |
| | | 38 | Miscellaneous chemical products. | 0.10 |
| | | 17 | Sugars and sugar confectionery. | 0.09 |
| | | 39 | Plastics and articles thereof. | 0.08 |
| | | 90 | Optical, photographic, cinematographic, measuring, instrument and apparatus | 0.08 |
| | | 72 | Iron and steel. | 0.07 |
| | | 22 | Beverages, spirits and vinegar. | 0.06 |
| | | 28 | Inorganic chemicals; organic or inorganic compounds | 0.06 |
| | | 34 | Soap, organic surface-active agents, washing preparations | 0.03 |
| | | | | |

TABLE 8A: INTRA-EAC RE-EXPORTS OF THE MAJOR TWENTY PRODUCTS, 2014 (US\$, MILLION)

| Partner states | Country of destination | Hs Level | Description of Goods | values |
|----------------|------------------------|----------|--|--------|
| | Burundi | 4 digits | | |
| | | 2710 | Petroleum oils and oils obtained from bituminous minerals, other than crude; preparation | 8.92 |
| | | 3105 | Mineral or chemical fertilizers, nes; other fertilizers | 4.98 |
| | | 2106 | Food preparations not elsewhere specified or included | 0.54 |
| | | 3102 | Mineral or chemical fertilizers, nitrogenous | 0.42 |
| | | 3004 | Medicaments of mixed or unmixed products, for retail sale | 0.22 |
| | | 8701 | Tractors (excl. tractors of 87.09) | 0.17 |
| | | 3103 | Mineral or chemical fertilizers, phosphatic | 0.16 |
| | | 8514 | Industrial or laboratory electric furnaces and ovens | 0.15 |
| | | 1208 | Flours and meals of oil seeds or oleaginous fruits | 0.15 |
| | | 1901 | Malt extract; food preparations of flour, etc , nes | 0.13 |
| | | 0713 | Dried leguminous vegetables, shelled | 0.13 |
| | | 9405 | Lamps and lighting fittings, nes; illuminated signs | 0.12 |
| | | 8429 | Self-propelled bulldozers, angle dozers, graders, levellers, etc | 0.11 |
| | | 1511 | Palm oil and its fractions whether or not refined | 0.11 |
| | | 1701 | Cane or beet sugar and chemically pure sucrose, in solid form | 0.09 |
| | | 8413 | Pumps for liquids; liquid elevators | 0.06 |
| | | 3808 | Insecticides, rodenticides and similar products | 0.05 |
| | | 2204 | Wine of fresh grapes, (incl. fortified wines) | 0.04 |
| | | 7210 | Rolled iron or non-alloy steel, >=600mm wide, clad, plated, coated | 0.04 |
| | | 3905 | Polymers of vinyl esters; other vinyl polymers | 0.03 |

TABLE 8B: INTRA-EAC RE-EXPORTS OF MAJOR TWENTY PRODUCTS, 2015 (US\$, MILLION)

| Partner states | Country of destination | Hs Level | Description of Goods | values |
|----------------|------------------------|----------|--|--------|
| Uganda | Burundi | 2 digits | | |
| | | 72 | Iron and steel | 0.97 |
| | | 33 | Essential oils & resinoids; perfumery, cosmetic/toilet preparations | 0.69 |
| | | 87 | Vehicles other than railway/tramway roll-stock, parts & accessories | 0.44 |
| | | 15 | Animal/vegetable fats & oils & their cleavage products, etc | 0.33 |
| | | 19 | Preparations of cereal, flour, starch/milk; pastry cooks' products | 0.32 |
| | | 40 | Rubber and articles thereof | 0.23 |
| | | 39 | Plastics and articles thereof | 0.23 |
| | | 73 | Articles of iron or steel | 0.23 |
| | | 63 | Other made up textile articles; sets; worn clothing. etc | 0.21 |
| | | 85 | Electrical machinery equipment parts thereof; sound recorder, etc | 0.20 |
| | | 84 | Nuclear reactors, boilers, machinery & mechanical appliance; parts | 0.19 |
| | | 20 | Preparations of vegetable, fruit, nuts or other parts of plants | 0.18 |
| | | 36 | Explosives; pyrotechnic products; matches; pyrop alloy,etc | 0.15 |
| | | 22 | Beverages, spirits and vinegar | 0.13 |
| | | 96 | Miscellaneous manufactured articles | 0.12 |
| | | 48 | Paper & paperboard; art of paper pulp, paper/paperboard | 0.12 |
| | | 28 | Inorganic chemicals; compounds of precious metals, radioactive elements, etc | 0.10 |

TABLE 8B: INTRA-EAC RE-EXPORTS OF MAJOR TWENTY PRODUCTS, 2015 (US\$, MILLION)

| Partner states | Country of destination | Hs Level | Description of Goods | values |
|----------------|------------------------|----------|--|--------|
| Uganda | Burundi | 2 digits | | |
| | | 32 | Tanning/dyeing extract; tannins & derivatives; pigments, etc | 0.09 |
| | | 49 | Printed books, newspapers, pictures & other product ,etc | 0.08 |
| | | 34 | Soap, organic surface-active agents, washing preparations, etc | 0.07 |
| | | 4 digits | | |
| | | 7214 | Iron/steel bars and rods, forged, etc (incl. twisted), uncoiled | 0.75 |
| | | 3306 | Preparations for oral or dental hygiene (incl. denture fixative) | 0.53 |
| | | 1905 | Bread, pastry, cakes, etc; communion wafers, rice paper, etc | 0.32 |
| | | 1517 | Margarine; edible preparations of animal or vegetable fats or oils, nes | 0.29 |
| | | 4011 | New pneumatic tyres, of rubber | 0.23 |
| | | 8703 | Motor cars and other motor vehicles for the transport of persons | 0.20 |
| | | 2002 | Tomatoes prepared or preserved otherwise than by vinegar or acetic acid | 0.18 |
| | | 7308 | Iron/steel structures and parts thereof; plates, rods thereof | 0.17 |
| | | 6305 | Sacks and bags, used for packing goods | 0.15 |
| | | 3305 | Preparations for use on the hair | 0.14 |
| | | 3901 | Polymers of ethylene, in primary forms | 0.14 |
| | | 8438 | Machinery, nes, for the industrial preparation of food or drink | 0.12 |
| | | 8502 | Electric generating sets and rotary converters | 0.11 |
| | | 8705 | Special purpose motor vehicles (eg crane, fire-fighting, etc, vehicles) | 0.11 |
| | | 7213 | Iron/steel bars and rods, hot-rolled, in irregularly wound coils | 0.09 |
| | | 3605 | Matches (excl.pyrotechnic articles of 36.04) | 0.09 |
| | | 8704 | Motor vehicles for the transport of goods | 0.08 |
| | | 3923 | Articles for the of goods, of plastics; stoppers, etc, of plastics | 0.08 |
| | | 4911 | Other printed matter, including printed pictures and photographs | 0.08 |
| | | 2804 | Hydrogen, rare gases and other non-metals | 0.08 |
| | Kenya | 2 digits | | - |
| | | 84 | Nuclear reactors, boilers, machinery & mechanical appliance; parts | 22.07 |
| | | 70 | Glass and glassware | 15.83 |
| | | 39 | Plastics and articles thereof | 11.86 |
| | | 87 | Vehicles other than railway/tramway roll-stock, parts & accessories | 7.79 |
| | | 90 | Optical, photography, cinematography, measuring, checking, precision, etc instruments and apparatus; parts and accessories thereof | 3.56 |
| | | 94 | Furniture; bedding, mattress, mattress support, cushion, etc | 3.47 |
| | | 73 | Articles of iron or steel | 2.47 |
| | | 85 | Electrical machinery equipment parts thereof; sound recorder, etc | 2.45 |
| | | 63 | Other made up textile articles; sets; worn clothing etc | 0.99 |
| | | 22 | Beverages, spirits and vinegar | 0.27 |
| | | 30 | Pharmaceutical products | 0.27 |
| | | 49 | Printed books, newspapers, pictures & other product,etc | 0.25 |
| | | 38 | Miscellaneous chemical products | 0.24 |
| | | 88 | Aircraft, spacecraft, and parts thereof | 0.21 |
| | | 44 | Wood and articles of wood; wood charcoal | 0.21 |
| | | 48 | Paper & paperboard; art of paper pulp, paper/paperboard | 0.17 |
| | | 33 | Essential oils & resinoids; perfumery, cosmetic/toilet preparations | 0.16 |
| | | 40 | Rubber and articles thereof | 0.15 |
| | | 29 | Organic chemicals | 0.13 |
| | | 36 | Explosives; pyrotechnic products; matches; pyrop alloy, etc | 0.11 |

TABLE 8B: INTRA-EAC RE-EXPORTS OF MAJOR TWENTY PRODUCTS, 2015 (US\$, MILLION)

| Partner states | Country of destination | Hs Level | Description of Goods | values |
|----------------|------------------------|----------|---|--------|
| | Kenya | 4 digits | | |
| | | 7010 | Carboys, bottles, flasks... Ampoules, etc; stoppers, lids., of glass | 15.83 |
| | | 8430 | Earth moving... Machinery, nes; pile-drivers/extractors; snow-ploughs | 15.04 |
| | | 3923 | Articles for the of goods, of plastics; stoppers, etc, of plastics | 11.74 |
| | | 9406 | Prefabricated buildings | 3.43 |
| | | 8431 | Parts suitable for use with the machinery of 84.25 to 84.30 | 2.62 |
| | | 8701 | Tractors (excl. tractors of 87.09) | 2.10 |
| | | 8705 | Special purpose motor vehicles (eg crane, fire-fighting, etc, vehicles) | 2.04 |
| | | 8716 | Trailers and semi-trailers; other vehicles, not mechanically propelled | 1.94 |
| | | 9015 | Surveying, hydrographic, oceanographic... Instruments/appliances, nes | 1.67 |
| | | 7304 | Tubes, pipes and hollow profiles, seamless, of iron (excl. cast), steel | 1.55 |
| | | 8479 | Machines and mechanical appliances, having individual functions, nes | 1.54 |
| | | 8704 | Motor vehicles for the transport of goods | 0.95 |
| | | 8528 | Television receivers (incl. video monitors and video projectors) | 0.93 |
| | | 9030 | Instruments for measuring electrical quantities and radiations | 0.92 |
| | | 8429 | Self-propelled bulldozers, angle dozers, graders, levellers, etc | 0.87 |
| | | 8703 | Motor cars and other motor vehicles for the transport of persons | 0.71 |
| | | 7309 | Reservoirs, tanks... (excl. for gas) of iron or steel, >=300 l | 0.58 |
| | | 8515 | Soldering, brazing, welding and hot metal spraying machines/apparatus | 0.47 |
| | | 9029 | Revolution counters, etc; speedometers and tachometers; stroboscopes | 0.47 |
| | | 8414 | Air/vacuum pumps, air/gas compressors and fans; hoods with a fan | 0.45 |
| | Rwanda | 2 digits | | |
| | | 17 | Sugars and sugar confectionery | 6.01 |
| | | 87 | Vehicles other than railway/tramway roll-stock, parts & accessories | 3.97 |
| | | 15 | Animal/vegetable fats & oils & their cleavage products; etc | 3.01 |
| | | 84 | Nuclear reactors, boilers, machinery & mechanical appliance; parts | 1.45 |
| | | 10 | Cereals | 1.44 |
| | | 72 | Iron and steel | 1.05 |
| | | 34 | Soap, organic surface-active agents, washing preparations, etc | 0.88 |
| | | 19 | Preparations of cereal, flour, starch/milk; pastry cooks' products | 0.86 |
| | | 85 | Electrical machinery, equipment parts thereof; sound recorder, etc | 0.77 |
| | | 40 | Rubber and articles thereof | 0.68 |
| | | 30 | Pharmaceutical products | 0.66 |
| | | 49 | Printed books, newspapers, pictures & other product, etc | 0.63 |
| | | 22 | Beverages, spirits and vinegar | 0.57 |
| | | 21 | Miscellaneous edible preparations | 0.51 |
| | | 03 | Fish & crustacean, mollusc & other aquatic invertebrate | 0.51 |
| | | 08 | Edible fruit and nuts; peel of citrus fruit or melons | 0.45 |
| | | 27 | Mineral fuels, oils & product of their distillation, etc | 0.41 |
| | | 76 | Aluminium and articles thereof | 0.35 |
| | | 36 | Explosives; pyrotechnic products; matches; pyrop alloy, etc | 0.22 |
| | | 39 | Plastics and articles thereof | 0.18 |
| | | 40 | Rubber and articles thereof | 0.15 |
| | | 29 | Organic chemicals | 0.13 |
| | | 36 | Explosives; pyrotechnic products; matches; pyrop alloy, etc | 0.11 |

TABLE 8B: INTRA-EAC RE-EXPORTS OF MAJOR TWENTY PRODUCTS, 2015 (US\$, MILLION)

| Partner states | Country of destination | Hs Level | Description of Goods | values |
|----------------|------------------------|----------|--|--------|
| | Rwanda | 4 digits | | |
| | | 1701 | Cane or beet sugar and chemically pure sucrose, in solid form | 6.01 |
| | | 8704 | Motor vehicles for the transport of goods | 2.15 |
| | | 1511 | Palm oil and its fractions | 1.92 |
| | | 1006 | Rice | 1.04 |
| | | 1517 | Margarine; edible preparations of animal or vegetable fats or oils, nes | 0.87 |
| | | 1905 | Bread, pastry, cakes, etc; communion wafers, rice paper, etc | 0.86 |
| | | 7213 | Iron/steel bars and rods, hot-rolled, in irregularly wound coils | 0.73 |
| | | 3402 | Non-soap surface-active agents; washing preparations, nes | 0.69 |
| | | 3002 | Human blood; animal blood; antisera, etc; vaccines, toxins, etc | 0.66 |
| | | 4011 | New pneumatic tyres, of rubber | 0.65 |
| | | 4911 | Other printed matter, including printed pictures and photographs | 0.63 |
| | | 8703 | Motor cars and other motor vehicles for the transport of persons | 0.59 |
| | | 8502 | Electric generating sets and rotary converters | 0.56 |
| | | 8705 | Special purpose motor vehicles (eg crane, fire-fighting, etc, vehicles) | 0.52 |
| | | 8471 | Automatic data processing machines...; magnetic readers..., nes | 0.50 |
| | | 0304 | Fish fillets and other fish meat, fresh, chilled or frozen | 0.49 |
| | | 8429 | Self-propelled bulldozers, angle dozers, graders, levellers, etc | 0.49 |
| | | 0808 | Apples, pears and quinces, fresh | 0.40 |
| | | 2710 | Petroleum oils, etc, (excl. crude); preparations thereof, nes | 0.37 |
| | | 2103 | Sauces and sauce preparations; mixed condiments and seasonings; mustard | 0.28 |
| | Tanzania | 2 digits | | |
| | | 84 | Nuclear reactors, boilers, machinery & mechanical appliance; parts | 0.79 |
| | | 87 | Vehicles other than railway/tramway roll-stock, parts & accessories | 0.66 |
| | | 90 | Optical, photography, cinematography, measuring, checking, precision, etc instruments and apparatus; parts and accessories thereof | 0.56 |
| | | 15 | Animal/vegetable fats & oils & their cleavage products, etc | 0.51 |
| | | 85 | Electrical machinery equipment parts thereof; sound recorder, etc | 0.47 |
| | | 73 | Articles of iron or steel | 0.37 |
| | | 38 | Miscellaneous chemical products | 0.31 |
| | | 63 | Other made up textile articles; sets; worn clothing, etc | 0.30 |
| | | 28 | Inorganic chemicals; compounds of precious metals, radioactive elements, etc | 0.30 |
| | | 25 | Salt; sulphur; earth & stone; plastering material; lime & cement | 0.24 |
| | | 29 | Organic chemicals | 0.22 |
| | | 48 | Paper & paperboard; art of paper pulp, paper/paperboard | 0.21 |
| | | 82 | Tool, implement, cutlery, spoon & fork, of base metal, etc | 0.14 |
| | | 39 | Plastics and articles thereof | 0.13 |
| | | 64 | Footwear, gaiters and the like; parts of such articles | 0.13 |
| | | 86 | Railway/tramway locomotives, rolling-stock & parts thereof, etc | 0.13 |
| | | 30 | Pharmaceutical products | 0.11 |
| | | 94 | Furniture; bedding, mattress, mattress support, cushion, etc | 0.11 |
| | | 27 | Mineral fuels, oils & product of their distillation, etc | 0.10 |
| | | 24 | Tobacco and manufactured tobacco substitutes | 0.07 |
| | | 4 digits | | |
| | | 8431 | Parts suitable for use with the machinery of 84.25 to 84.30 | 0.73 |
| | | 8703 | Motor cars and other motor vehicles for the transport of persons | 0.51 |
| | | 8704 | Motor vehicles for the transport of goods | 0.49 |

TABLE 8B: INTRA-EAC RE-EXPORTS OF MAJOR TWENTY PRODUCTS, 2015 (US\$, MILLION)

| Partner states | Country of destination | Hs Level | Description of Goods | values |
|----------------|------------------------|----------|--|--------|
| | Tanzania | 4 digits | | |
| | | 8426 | Derricks; cranes; mobile lifting frames trucks fitted with a crane | 0.33 |
| | | 9015 | Surveying, hydrographic, oceanographic... Instruments/appliances, nes | 0.30 |
| | | 8459 | Machine-tools for drilling, boring, milling by removing metal | 0.30 |
| | | 8429 | Self-propelled bulldozers, angle dozers, graders, levellers, etc | 0.22 |
| | | 1511 | Palm oil and its fractions | 0.22 |
| | | 8702 | Public-transport type passenger motor vehicles | 0.21 |
| | | 3808 | Insecticides, rodenticides and similar products, for retail sale | 0.21 |
| | | 8701 | Tractors (excl. Tractors of 87.09) | 0.16 |
| | | 8443 | Printing machinery; machines for uses ancillary to printing | 0.15 |
| | | 6306 | Tarpaulins, etc; tents; sails; camping equipment | 0.13 |
| | | 9014 | Direction finding compasses; navigational instruments/appliances, nes | 0.13 |
| | | 2827 | Chlorides...etc; bromides etc; iodides etc, nes | 0.10 |
| | | 4819 | Cartons, boxes, etc; box files, etc, of paper, paperboard, etc | 0.09 |
| | | 8502 | Electric generating sets and rotary converters | 0.09 |
| | | 7312 | Stranded wire, cables of iron or steel, not eclectically insulated | 0.08 |
| | | 8421 | Centrifuges; filtering/purifying machinery for liquids or gases | 0.08 |
| | | 7308 | Iron/steel structures and parts thereof; plates, rods. thereof | 0.08 |
| Kenya | Uganda | 2 digits | | |
| | | 27 | Mineral fuels, mineral oils and products of their distillation | 16.79 |
| | | 87 | Vehicles other than railway or tramway rolling-stock | 14.03 |
| | | 10 | Cereals. | 14.01 |
| | | 84 | Nuclear reactors, boilers, machinery and mechanical appliances | 7.98 |
| | | 85 | Electrical machinery and equipment and parts thereof | 7.36 |
| | | 19 | Preparations of cereals, flour, starch or milk; pastry cook's products | 6.06 |
| | | 31 | Fertilisers. | 2.88 |
| | | 39 | Plastics and articles thereof. | 2.43 |
| | | 15 | Animal or vegetable fats and oils and their cleavage products; | 2.31 |
| | | 38 | Miscellaneous chemical products. | 0.98 |
| | | 48 | Paper and paperboard; articles of paper pulp, of paper or of paperboard | 0.88 |
| | | 33 | Essential oils and resinoids; perfumery, cosmetic | 0.46 |
| | | 22 | Beverages, spirits and vinegar. | 0.38 |
| | | 44 | Wood and articles of wood; wood charcoal. | 0.32 |
| | | 28 | Inorganic chemicals; organic or inorganic compounds | 0.32 |
| | | 34 | Soap, organic surface-active agents, washing preparations | 0.28 |
| | | 30 | Pharmaceutical products. | 0.24 |
| | | 94 | Furniture; bedding, mattresses, mattress supports, cushion, etc | 0.24 |
| | | 72 | Iron and steel. | 0.21 |
| | | 64 | Footwear, gaiters and the like; parts of such articles | 0.21 |
| | | 4 digits | | |
| | | 2710 | Petroleum oils and oils obtained from bituminous minerals, other than crude; preparation | 16.71 |
| | | 1007 | Grain sorghum | 13.85 |
| | | 1901 | Malt extract; food preparations of flour, etc , nes | 6.06 |
| | | 8703 | Motor cars and other motor vehicles for the transport of persons | 3.98 |
| | | 8701 | Tractors (excl. tractors of 87.09) | 3.50 |
| | | 8429 | Self-propelled bulldozers, angle dozers, graders, levellers, etc | 3.06 |

TABLE 8B: INTRA-EAC RE-EXPORTS OF MAJOR TWENTY PRODUCTS, 2015 (US\$, MILLION)

| Partner states | Country of destination | Hs Level | Description of Goods | values |
|----------------|------------------------|----------|--|--------|
| Kenya | Uganda | 4 digits | | |
| | | 3907 | Polyethers and epoxide resins; polyesters, in primary forms | 2.16 |
| | | 8716 | Trailers and semi-trailers; other vehicles not mechanically propelled | 2.14 |
| | | 1511 | Palm oil and its fractions whether or not refined | 2.04 |
| | | 8704 | Motor vehicles for the transport of goods | 1.97 |
| | | 8544 | Insulated wire, cable, etc; optical fibre cables | 1.88 |
| | | 8702 | Public-transport type passenger motor vehicles | 1.86 |
| | | 3105 | Mineral or chemical fertilizers, nes; other fertilisers | 1.54 |
| | | 8529 | Parts suitable for use with the apparatus of 85.25 | 1.26 |
| | | 8507 | Electric accumulators (incl. separators thereof) | 1.22 |
| | | 3102 | Mineral or chemical fertilizers, nitrogenous | 1.17 |
| | | 8427 | Fork-lift trucks; works trucks fitted with lifting | 1.15 |
| | | 3808 | Insecticides, rodenticides. and similar products | 0.84 |
| | | 8413 | Pumps for liquids; liquid elevators | 0.75 |
| | | 8528 | Television receivers (incl. video monitors and video monitors and video projectors) | 0.69 |
| | Tanzania | 2 digits | | |
| | | 84 | Nuclear reactors, boilers, machinery and mechanical appliances | 13.90 |
| | | 85 | Electrical machinery and equipment and parts thereof | 11.36 |
| | | 27 | Mineral fuels, mineral oils and products of their distillation | 10.48 |
| | | 63 | Other made up textile articles; sets; worn clothing | 8.39 |
| | | 87 | Vehicles other than railway or tramway rolling-stock | 5.23 |
| | | 38 | Miscellaneous chemical products. | 4.17 |
| | | 90 | Optical, photographic, cinematographic, measuring, instruments and apparatus | 4.12 |
| | | 30 | Pharmaceutical products. | 2.30 |
| | | 07 | Edible vegetables and certain roots and tubers. | 1.79 |
| | | 39 | Plastics and articles thereof. | 1.74 |
| | | 31 | Fertilisers. | 1.71 |
| | | 73 | Articles of iron or steel. | 1.44 |
| | | 15 | Animal or vegetable fats and oils and their cleavage products; | 0.85 |
| | | 94 | Furniture; bedding, mattresses, mattress supports, cushion, etc | 0.65 |
| | | 72 | Iron and steel. | 0.63 |
| | | 70 | Glass and glassware. | 0.56 |
| | | 28 | Inorganic chemicals; organic or inorganic compounds | 0.43 |
| | | 19 | Preparations of cereals, flour, starch or milk; pastry cook's products | 0.41 |
| | | 29 | Organic chemicals. | 0.40 |
| | | 33 | Essential oils and resinoids; perfumery, cosmetics | 0.39 |
| | | 4 digits | | |
| | | 2710 | Petroleum oils and oils obtained from bituminous minerals, other than crude; preparation | 10.38 |
| | | 6306 | Tarpaulins, etc; tents; sails; camping equipment | 7.47 |
| | | 8506 | Primary cells and primary batteries | 5.62 |
| | | 3808 | Insecticides, rodenticides and similar products | 3.42 |
| | | 8704 | Motor vehicles for the transport of goods | 3.28 |
| | | 9015 | Surveying, hydrographic, oceanographic... Instruments | 2.96 |
| | | 8431 | Parts suitable for use with the machinery of 84.25 | 2.29 |
| | | 3004 | Medicaments of mixed or unmixed products, for retail sale | 2.23 |
| | | 8429 | Self-propelled bulldozers, angle dozers, graders, levellers, etc | 2.02 |

TABLE 8B: INTRA-EAC RE-EXPORTS OF MAJOR TWENTY PRODUCTS, 2015 (US\$, MILLION)

| Partner states | Country of destination | Hs Level | Description of Goods | values |
|----------------|------------------------|----------|---|--------|
| | Tanzania | 4 digits | | |
| | | 0713 | Dried leguminous vegetables, shelled | 1.79 |
| | | 8507 | Electric accumulators (incl. separators thereof) | 1.47 |
| | | 3105 | Mineral or chemical fertilizers, nes; other fertilisers | 1.30 |
| | | 8413 | Pumps for liquids; liquid elevators | 1.27 |
| | | 9030 | Instruments for measuring electrical quantities | 1.00 |
| | | 8426 | Derricks; cranes; mobile lifting frames trucks | 0.94 |
| | | 8703 | Motor cars and other motor vehicles for the transport of persons | 0.89 |
| | | 8541 | Diodes, transistors, etc; photosensitive devices; | 0.84 |
| | | 1511 | Palm oil and its fractions whether or not refined | 0.84 |
| | | 8479 | Machines and mechanical appliances, having individual functions, nes | 0.82 |
| | | 8443 | Printing machinery; machines for uses ancillary to printing | 0.81 |
| | Rwanda | 2 digits | | |
| | | 27 | Mineral fuels, mineral oils and products of their distillation | 10.86 |
| | | 85 | Electrical machinery and equipment and parts thereof | 2.92 |
| | | 63 | Other made up textile articles; sets; worn clothing | 2.87 |
| | | 84 | Nuclear reactors, boilers, machinery and mechanical appliances | 2.70 |
| | | 19 | Preparations of cereals, flour, starch or milk; pastry cook's products | 1.74 |
| | | 22 | Beverages, spirits and vinegar. | 1.23 |
| | | 10 | Cereals. | 1.07 |
| | | 73 | Articles of iron or steel. | 1.04 |
| | | 15 | Animal or vegetable fats and oils and their cleavage products; | 0.68 |
| | | 39 | Plastics and articles thereof. | 0.63 |
| | | 31 | Fertilisers. | 0.60 |
| | | 38 | Miscellaneous chemical products. | 0.26 |
| | | 72 | Iron and steel. | 0.22 |
| | | 33 | Essential oils and resinoids; perfumery, cosmetic | 0.16 |
| | | 94 | Furniture; bedding, mattresses, mattress supports, cushion, etc | 0.15 |
| | | 48 | Paper and paperboard; articles of paper pulp, of paper or of paperboard | 0.11 |
| | | 87 | Vehicles other than railway or tramway rolling-stock | 0.11 |
| | | 21 | Miscellaneous edible preparations. | 0.08 |
| | | 30 | Pharmaceutical products. | 0.07 |
| | | 32 | Tanning or dyeing extracts; tannins and their derivatives; dyes, pigments and other colouring matter; paints and varnishes; putty and other mastics; inks | 0.06 |
| | | 4 digits | | |
| | | 2710 | Petroleum oils and oils obtained from bituminous minerals, other than crude; preparation | 10.78 |
| | | 6306 | Tarpaulins, etc; tents; sails; camping equipment | 2.40 |
| | | 1901 | Malt extract; food preparations of flour, etc , nes | 1.74 |
| | | 1005 | Maize(corn) | 1.07 |
| | | 7323 | Table, kitchen or household articles and parts thereof | 1.04 |
| | | 2204 | Wine of fresh grapes, (incl. fortified wines) | 0.90 |
| | | 8517 | Electrical apparatus for line telephony or line telegraphy | 0.78 |
| | | 8429 | Self-propelled bulldozers, angle dozers, graders, levellers, etc | 0.67 |
| | | 1511 | Palm oil and its fractions whether or not refined | 0.67 |
| | | 8544 | Insulated wire, cable, etc; optical fibre cables | 0.67 |
| | | 3105 | Mineral or chemical fertilizers, nes; other fertilizers | 0.49 |

TABLE 8B: INTRA-EAC RE-EXPORTS OF MAJOR TWENTY PRODUCTS, 2015 (US\$, MILLION)

| Partner states | Country of destination | Hs Level | Description of Goods | values |
|----------------|------------------------|----------|--|--------|
| | Rwanda | 4 digits | | |
| | | 6301 | Blankets and travelling rugs | 0.47 |
| | | 8413 | Pumps for liquids; liquid elevators | 0.43 |
| | | 8507 | Electric accumulators (incl. separators thereof) | 0.36 |
| | | 3918 | Floor, wall or ceiling coverings of plastics | 0.33 |
| | | 2208 | Undenatured ethyl alcohol of an alcoholic strength <80%; spirits, etc | 0.32 |
| | | 8537 | Boards. equipped with two or more apparatus | 0.24 |
| | | 8443 | Printing machinery; machines for uses ancillary to printing | 0.23 |
| | | 8502 | Electric generating sets and rotary converters | 0.23 |
| | | 3808 | Insecticides, rodenticides and similar products | 0.23 |
| | Burundi | 2 digits | | |
| | | 27 | Mineral fuels, mineral oils and products of their distillation | 9.00 |
| | | 31 | Fertilisers. | 5.03 |
| | | 19 | Preparations of cereals, flour, starch or milk; pastry cook's products | 1.17 |
| | | 21 | Miscellaneous edible preparations. | 0.59 |
| | | 39 | Plastics and articles thereof. | 0.36 |
| | | 15 | Animal or vegetable fats and oils and their cleavage products; | 0.30 |
| | | 30 | Pharmaceutical products. | 0.25 |
| | | 07 | Edible vegetables and certain roots and tubers. | 0.15 |
| | | 84 | Nuclear reactors, boilers, machinery and mechanical appliances | 0.14 |
| | | 73 | Articles of iron or steel. | 0.11 |
| | | 22 | Beverages, spirits and vinegar. | 0.11 |
| | | 63 | Other made up textile articles; sets; worn clothing | 0.08 |
| | | 28 | Inorganic chemicals; organic or inorganic compounds | 0.07 |
| | | 29 | Organic chemicals. | 0.05 |
| | | 38 | Miscellaneous chemical products. | 0.04 |
| | | 90 | Optical, photographic, cinematographic, measuring, etc instruments and apparatus | 0.04 |
| | | 17 | Sugars and sugar confectionery. | 0.03 |
| | | 87 | Vehicles other than railway or tramway rolling-stock | 0.03 |
| | | 10 | Cereals. | 0.02 |
| | | 11 | Products of the milling industry; malt; starches; | 0.02 |
| | | 4 digits | | |
| | | 2710 | Petroleum oils and oils obtained from bituminous minerals, other than crude; preparation | 9.00 |
| | | 3105 | Mineral or chemical fertilizers, nes; other fertilizers | 4.11 |
| | | 1901 | Malt extract; food preparations of flour, etc , nes | 1.17 |
| | | 3102 | Mineral or chemical fertilizers, nitrogenous | 0.86 |
| | | 2106 | Food preparations not elsewhere specified or included | 0.59 |
| | | 1511 | Palm oil and its fractions whether or not refined | 0.30 |
| | | 3004 | Medicaments of mixed or unmixed products, for retail sale | 0.24 |
| | | 0713 | Dried leguminous vegetables, shelled | 0.15 |
| | | 3923 | Articles for conveyance or packing of goods, of plastics | 0.14 |
| | | 7323 | Table, kitchen or household articles and parts thereof | 0.10 |
| | | 2208 | Undenatured ethyl alcohol of an alcoholic strength <80%; spirits, etc | 0.10 |
| | | 8414 | Air/vacuum pumps, air/gas compressors and fans; hoods with a fan | 0.08 |
| | | 6301 | Blankets and travelling rugs | 0.07 |
| | | 3104 | Mineral or chemical fertilizers, potassic | 0.06 |

TABLE 8B: INTRA-EAC RE-EXPORTS OF MAJOR TWENTY PRODUCTS, 2015 (US\$, MILLION)

| Partner states | Country of destination | Hs Level | Description of Goods | values |
|----------------|------------------------|----------|---|--------|
| | Tanzania | 4 digits | | |
| | | 3926 | Other articles of plastics, nes | 0.06 |
| | | 3904 | Polymers of vinyl chloride and halogenated olefins | 0.05 |
| | | 3808 | Insecticides, rodenticides and similar products | 0.04 |
| | | 2903 | Halogenated derivatives of hydrocarbons | 0.03 |
| | | 3924 | Tableware, kitchenware and toilet articles, of plastics | 0.03 |
| | | 1701 | Cane or beet sugar and chemically pure sucrose, in solid form | 0.03 |
| Rwanda | Kenya | 2 digits | | |
| | | 27 | Mineral fuels, mineral oils and products of their distillation; bituminous substances; mineral waxes | 9.40 |
| | | 85 | Electrical machinery and equipment and parts thereof; sound recorders and reproducers, television image and sound recorders and reproducers, and parts and accessories of such articles | 0.23 |
| | | 87 | Vehicles other than railway or tramway rolling-stock, and parts and accessories thereof | 0.18 |
| | | 84 | Nuclear reactors, boilers, machinery and mechanical appliances; parts thereof | 0.10 |
| | | 70 | Ceramic products | 0.08 |
| | | 22 | Beverages, spirits and vinegar | 0.08 |
| | | 90 | Optical, photographic, cinematographic, measuring, checking, precision, medical or surgical instruments and apparatus; parts and accessories thereof | 0.05 |
| | | 42 | Articles of leather; saddlery and harness; travel goods, handbags and similar containers; articles of animal gut (other than silk-worm gut) | 0.04 |
| | | 24 | Tobacco and manufactured tobacco substitutes | 0.03 |
| | | 71 | Natural or cultured pearls, precious or semi-precious stones, precious metals, metals clad with precious metal, and articles thereof; imitation jewellery; coin | 0.03 |
| | | 39 | Plastics and articles thereof | 0.02 |
| | | 73 | Articles of iron or steel | 0.02 |
| | | 48 | Paper and paperboard; articles of paper pulp of paper or of paperboard | 0.01 |
| | | 61 | Articles of apparel and clothing accessories, knitted or crocheted | 0.01 |
| | | 62 | Articles of apparel and clothing accessories, not knitted or crocheted | 0.01 |
| | | 76 | Aluminium and articles thereof | 0.01 |
| | | 91 | Clocks and watches and parts thereof | 0.01 |
| | | 95 | Toys, games and sports requisites; parts and accessories thereof | 0.01 |
| | | 65 | Headgear and parts thereof | 0.00 |
| | | 96 | Miscellaneous manufactured articles | 0.00 |
| | | 4 digits | | |
| | | 2710 | Petroleum oils and oils obtained from bituminous minerals, other than crude; preparations | 9.40 |
| | | 8531 | Electric sound or visual signalling apparatus (for example, bells, sirens, etc) | 0.18 |
| | | 8705 | Special purpose motor vehicles, other than those principally designed for the transport of persons) | 0.14 |
| | | 2208 | Undenatured ethyl alcohol of an alcoholic strength by volume of less than 80 % vol; spirits, etc | 0.08 |
| | | 8413 | Pumps for liquids, whether or not fitted with a measuring device; liquid elevators. | 0.05 |
| | | 9004 | Spectacles, goggles and the like, corrective, protective or other. | 0.04 |
| | | 4202 | Trunks, suit-cases, vanity-cases, executive-cases, brief-cases, school satchels | 0.04 |
| | | 8415 | Air conditioning machines, comprising a motor-driven fan and elements for changing the temperature | 0.03 |
| | | 2402 | Cigars, cheroots, cigarillos and cigarettes, of tobacco or of tobacco substitutes. | 0.03 |
| | | 7117 | Imitation jewellery. | 0.03 |
| | | 8525 | Transmission apparatus for radio-telephony, radio-telegraphy, radio-broadcasting or telegraphy | 0.02 |

TABLE 8B: INTRA-EAC RE-EXPORTS OF MAJOR TWENTY PRODUCTS, 2015 (US\$, MILLION)

| Partner states | Country of destination | Hs Level | Description of Goods | values |
|----------------|------------------------|----------|---|--------|
| Rwanda | Kenya | 2 digits | | |
| | | 8703 | Motor cars and other motor vehicles principally designed for the transport of persons | 0.02 |
| | | 8704 | Motor vehicles for the transport of goods. | 0.02 |
| | | 3923 | Articles for the conveyance or packing of goods, of plastics; stoppers, lids, caps | 0.02 |
| | | 8517 | Electrical apparatus for line telephony or line telegraphy, including line telephone sets | 0.02 |
| | | 4820 | Registers, account books, note books, order books, receipt books, letter pads, memorandums | 0.01 |
| | | 8423 | Weighing machinery (excluding balances of a sensitivity of 5 cg or better) | 0.01 |
| | | 9010 | Apparatus and equipment for photographic (including cinematographic) laboratories | 0.01 |
| | | 7311 | Containers for compressed or liquefied gas, of iron or steel. | 0.01 |
| | Tanzania | 2 digits | | |
| | | 87 | Vehicles other than railway or tramway rolling-stock, and parts and accessories thereof | 0.07 |
| | | 85 | Electrical machinery and equipment and parts thereof; sound recorders and reproducers, television image and sound recorders and reproducers, and parts and accessories of such articles | 0.04 |
| | | 84 | Nuclear reactors, boilers, machinery and mechanical appliances; parts thereof | 0.04 |
| | | 27 | Mineral fuels, mineral oils and products of their distillation; bituminous substances; mineral waxes | 0.00 |
| | | 83 | Miscellaneous articles of base metal | 0.00 |
| | | 73 | Articles of iron or steel | 0.00 |
| | | 39 | Plastics and articles thereof | 0.00 |
| | | 48 | Paper and paperboard; articles of paper pulp, of paper or of paperboard | 0.00 |
| | | 82 | Tools, implements, cutlery, spoons and forks, of base metal; parts thereof of base metal | 0.00 |
| | | 90 | Optical, photographic, cinematographic, measuring, checking, precision, medical or surgical instruments and apparatus; parts and accessories thereof | 0.00 |
| | | 69 | Ceramic products | 0.00 |
| | | 26 | Ores, slag and ash | 0.00 |
| | | 92 | Musical instruments; parts and accessories of such articles | 0.00 |
| | | 09 | Coffee, tea, mate and spices | 0.00 |
| | | 65 | Headgear and parts thereof | 0.00 |
| | | 63 | Other made up textile articles; sets; worn clothing and worn textile articles; rags | 0.00 |
| | | 76 | Aluminium and articles thereof | 0.00 |
| | | 4 digits | | |
| | | 8704 | Motor vehicles for the transport of goods. | 0.07 |
| | | 8502 | Electric generating sets and rotary converters. | 0.04 |
| | | 8429 | Self-propelled bulldozers, angle dozers, graders, levellers, scrapers, mechanical shovels | 0.02 |
| | | 8425 | Pulley tackle and hoists other than skip hoists; winches and capstans; jacks. | 0.01 |
| | | 8703 | Motor cars and other motor vehicles principally designed for the transport of persons | 0.00 |
| | | 8468 | Machinery and apparatus for soldering, brazing or welding, whether or not capable of cutting | 0.00 |
| | | 2710 | Petroleum oils and oils obtained from bituminous minerals, other than crude; preparation | 0.00 |
| | | 8515 | Electric (including electrically heated gas), laser or other light or photon beam, ultra | 0.00 |
| | | 8708 | Parts and accessories of the motor vehicles of headings 87.01 to 87.05. | 0.00 |
| | | 7309 | Reservoirs, tanks, vats and similar containers for any material (other than compressed) | 0.00 |
| | | 8311 | Wire, rods, tubes, plates, electrodes and similar products, of base metal | 0.00 |
| | | 3917 | Tubes, pipes and hoses, and fittings thereof (for example, joints, elbows, flanges) | 0.00 |
| | | 8301 | Padlocks and locks (key, combination or electrically operated), of base metal; clasps | 0.00 |

TABLE 8B: INTRA-EAC RE-EXPORTS OF MAJOR TWENTY PRODUCTS, 2015 (US\$, MILLION)

| Partner states | Country of destination | Hs Level | Description of Goods | values |
|----------------|------------------------|----------|--|--------|
| | Tanzania | 4 digits | | |
| | | 8305 | Fittings for loose-leaf binders or files, letter clips, letter corners, paper clips, etc | 0.00 |
| | | 8509 | Electro-mechanical domestic appliances, with self-contained electric motor. | 0.00 |
| | | 8309 | Stoppers, caps and lids (including crown corks, screw caps and pouring stoppers) | 0.00 |
| | | 4820 | Registers, account books, note books, order books, receipt books, letter pads, memorandums | 0.00 |
| | | 8204 | Hand-operated spanners and wrenches (including torque meter wrenches) | 0.00 |
| | | 9024 | Machines and appliances for testing the hardness, strength, compressibility, elasticity | 0.00 |
| | | 8437 | Machines for cleaning, sorting or grading seed, grain or dried leguminous vegetables | 0.00 |
| | Uganda | 2 digits | | |
| | | 87 | Vehicles other than railway or tramway rollingstock, and parts and accessories thereof | 0.24 |
| | | 84 | Nuclear reactors, boilers, machinery and mechanical appliances; parts thereof | 0.07 |
| | | 85 | Electrical machinery and equipment and parts thereof; sound recorders and reproducers, television image and sound recorders and reproducers, and parts and accessories of such articles | 0.07 |
| | | 10 | Cereals | 0.05 |
| | | 90 | Optical, photographic, cinematographic, measuring, checking, precision, medical or surgical instruments and apparatus; parts and accessories thereof | 0.04 |
| | | 89 | Ships, boats and floating structures | 0.03 |
| | | 70 | Ceramic products | 0.02 |
| | | 94 | Furniture; bedding, mattresses, mattress supports, cushions and similar stuffed furnishings; lamps and lighting fittings, not elsewhere specified or included; illuminated signs, illuminated name-plates and the like | 0.02 |
| | | 33 | Essential oils and resinoids; perfumery, cosmetic or toilet preparations | 0.01 |
| | | 22 | Beverages, spirits and vinegar | 0.01 |
| | | 39 | Plastics and articles thereof | 0.01 |
| | | 49 | Printed books, newspapers, pictures and other products of the printing industry; manuscripts, typescripts and plans | 0.01 |
| | | 92 | Musical instruments; parts and accessories of such articles | 0.01 |
| | | 63 | Other made up textile articles; sets; worn clothing and worn textile articles; rags | 0.00 |
| | | 96 | Miscellaneous manufactured articles | 0.00 |
| | | 69 | Ceramic products | 0.00 |
| | | 30 | Pharmaceutical products | 0.00 |
| | | 19 | Preparations of cereals, flour, starch or milk; pastry cooks' products | 0.00 |
| | | 73 | Articles of iron or steel | 0.00 |
| | | 61 | Articles of apparel and clothing accessories, knitted or crocheted | 0.00 |
| | | 4 digits | | |
| | | 8703 | Motor cars and other motor vehicles principally designed for the transport of persons | 0.15 |
| | | 8525 | Transmission apparatus for radio-telephony, radio-telegraphy, radio-broadcasting or telegraphy | 0.06 |
| | | 8704 | Motor vehicles for the transport of goods. | 0.06 |
| | | 8427 | Fork-lift trucks; other works trucks fitted with lifting or handling equipment. | 0.06 |
| | | 1006 | Rice. | 0.05 |
| | | 8904 | Tugs and pusher craft. | 0.03 |
| | | 8711 | Motorcycles (including mopeds) and cycles fitted with an auxiliary motor | 0.03 |
| | | 7010 | Carboys, bottles, flasks, jars, pots, phials, ampoules and other containers, of glass | 0.02 |
| | | 9403 | Other furniture and parts thereof. | 0.02 |

TABLE 8B: INTRA-EAC RE-EXPORTS OF MAJOR TWENTY PRODUCTS, 2015 (US\$, MILLION)

| Partner states | Country of destination | Hs Level | Description of Goods | values |
|----------------|------------------------|----------|---|--------|
| | Uganda | 2 digits | | |
| | | 9023 | Instruments, apparatus and models, designed for demonstrational purposes | 0.01 |
| | | 9015 | Surveying (including photogrammetrical surveying), hydrographic, oceanographic, etc | 0.01 |
| | | 2203 | Beer made from malt. | 0.01 |
| | | 3304 | Beauty or make-up preparations and preparations for the care of the skin (other than medicinal) | 0.01 |
| | | 9013 | Liquid crystal devices not constituting articles provided for more specifically in other | 0.01 |
| | | 3923 | Articles for the conveyance or packing of goods, of plastics; stoppers, lids, caps | 0.01 |
| | | 8471 | Automatic data processing machines and units thereof; magnetic or optical readers, machines and units thereof | 0.01 |
| | | 8473 | Parts and accessories (other than covers, carrying cases and the like) suitable for use | 0.01 |
| | | 4911 | Other printed matter, including printed pictures and photographs. | 0.01 |
| | | 9207 | Musical instruments, the sound of which is produced, or must be amplified, electrically | 0.01 |
| | | 8511 | Electrical ignition or starting equipment of a kind used for spark-ignition or compression | 0.00 |
| | Burundi | 2 digits | | |
| | | 27 | Mineral fuels, mineral oils and products of their distillation; bituminous substances; mineral waxes | 4.49 |
| | | 87 | Vehicles other than railway or tramway rollingstock, and parts and accessories thereof | 3.48 |
| | | 84 | Nuclear reactors, boilers, machinery and mechanical appliances; parts thereof | 1.03 |
| | | 21 | Miscellaneous edible preparations | 0.13 |
| | | 85 | Electrical machinery and equipment and parts thereof; sound recorders and reproducers, television image and sound recorders and reproducers, and parts and accessories of such articles | 0.12 |
| | | 33 | Essential oils and resinoids; perfumery, cosmetic or toilet preparations | 0.09 |
| | | 90 | Optical, photographic, cinematographic, measuring, checking, precision, medical or surgical instruments and apparatus; parts and accessories thereof | 0.05 |
| | | 17 | Sugars and sugar confectionery | 0.04 |
| | | 48 | Paper and paperboard; articles of paper pulp, of paper or of paperboard | 0.03 |
| | | 42 | Articles of leather; saddlery and harness; travel goods, handbags and similar containers; articles of animal gut (other than silk-worm gut | 0.01 |
| | | 96 | Miscellaneous manufactured articles | 0.01 |
| | | 39 | Plastics and articles thereof | 0.01 |
| | | 92 | Musical instruments; parts and accessories of such articles | 0.00 |
| | | 55 | Man-made staple fibres | 0.00 |
| | | 30 | Pharmaceutical products | 0.00 |
| | | 61 | Articles of apparel and clothing accessories, knitted or crocheted | 0.00 |
| | | 22 | Beverages, spirits and vinegar | 0.00 |
| | | 64 | Footwear, gaiters and the like; parts of such articles | 0.00 |
| | | 82 | Tools, implements, cutlery, spoons and forks, of base metal; parts thereof of base metal | 0.00 |
| | | 44 | Wood and articles of wood; wood charcoal | 0.00 |
| | | 4 digits | | |
| | | 2710 | Petroleum oils and oils obtained from bituminous minerals, other than crude; preparation | 4.49 |
| | | 8703 | Motor cars and other motor vehicles principally designed for the transport of persons | 2.37 |
| | | 8429 | Self-propelled bulldozers, angle dozers, graders, levellers, scrapers, mechanical shovels | 0.63 |
| | | 8704 | Motor vehicles for the transport of goods. | 0.51 |
| | | 8705 | Special purpose motor vehicles, other than those principally designed for the transport | 0.29 |
| | | 8428 | Other lifting, handling, loading or unloading machinery (for example, lifts, escalators, | 0.20 |

TABLE 8B: INTRA-EAC RE-EXPORTS OF MAJOR TWENTY PRODUCTS, 2015 (US\$, MILLION)

| Partner states | Country of destination | Hs Level | Description of Goods | values |
|----------------|------------------------|----------|--|--------|
| | Burundi | 4 digits | | |
| | | 8702 | Motor vehicles for the transport of ten or more persons, including the driver. | 0.20 |
| | | 2103 | Sauces and preparations thereof; mixed condiments and mixed seasonings; mustard flour | 0.13 |
| | | 8415 | Air conditioning machines, comprising a motor-driven fan and elements for changing the temperature | 0.10 |
| | | 8701 | Tractors (other than tractors of heading 87.09). | 0.08 |
| | | 8413 | Pumps for liquids, whether or not fitted with a measuring device; liquid elevators. | 0.06 |
| | | 3303 | Perfumes and toilet waters. | 0.06 |
| | | 8502 | Electric generating sets and rotary converters. | 0.05 |
| | | 9018 | Instruments and appliances used in medical, surgical, dental or veterinary sciences | 0.05 |
| | | 1704 | Sugar confectionery (including white chocolate), not containing cocoa. | 0.04 |
| | | 8503 | Parts suitable for use solely or principally with the machines of heading 85.01 or 85.02 | 0.03 |
| | | 3304 | Beauty or make-up preparations and preparations for the care of the skin (other than medicinal) | 0.03 |
| | | 4818 | Toilet paper and similar paper, cellulose wadding or webs of cellulose fibres, of a kind | 0.03 |
| | | 8528 | Reception apparatus for television, whether or not incorporating radio-broadcast receive | 0.02 |
| | | 8474 | Machinery for sorting, screening, separating, washing, crushing, grinding, mixing | 0.02 |
| Tanzania | Kenya | 2 Digits | | |
| | | 87 | Vehicles other than railway/tramway roll-stock, parts & accessories | 37.83 |
| | | 84 | Nuclear reactors, boilers, machinery & mechanical appliance; parts | 9.74 |
| | | 27 | Mineral fuels, oils & product of their distillation, etc | 9.73 |
| | | 89 | Ships, boats and floating structures | 1.31 |
| | | 90 | Optical, photography, cinematography, measuring, checking, precision, etc instruments and apparatus; parts and accessories thereof | 0.94 |
| | | 85 | Electrical machinery equipment parts thereof; sound recorder, etc | 0.71 |
| | | 70 | Glass and glassware | 0.20 |
| | | 73 | Articles of iron and steel | 0.19 |
| | | 39 | Plastics and articles thereof | 0.13 |
| | | 94 | Furniture; bedding, mattress, mattress support, cushion, etc | 0.11 |
| | | 28 | Inorganic chemicals; compounds of precious metals, radioactive elements, etc | 0.10 |
| | | 34 | Soap, organic surface-active agents, washing preparations, etc | 0.10 |
| | | 38 | Miscellaneous chemical products | 0.06 |
| | | | Railway/tramway locomotives, rolling-stock & parts thereof; etc | 0.06 |
| | | 22 | Beverages, spirits and vinegar | 0.04 |
| | | 40 | Rubber and articles thereof | 0.02 |
| | | 72 | Iron and steel | 0.02 |
| | | 82 | Tool, implement, cutlery, spoon & fork, of base metal, etc | 0.01 |
| | | 31 | Fertilisers | 0.01 |
| | | 25 | Salt; sulphur; earth & stone; plastering material; lime & cement | 0.01 |
| | | 4digits | | |
| | | 8704 | Motor vehicles for the transport of goods | 35.40 |
| | | 2711 | Petroleum gases and other gaseous hydrocarbons | 9.70 |
| | | 8429 | Self-propelled bulldozers, angle dozers, graders, levellers, etc | 2.52 |
| | | 8426 | Derricks; cranes; mobile lifting frames trucks fitted with a crane | 2.07 |
| | | 8479 | Machines and mechanical appliances, having individual functions, nes | 1.73 |

TABLE 8B: INTRA-EAC RE-EXPORTS OF MAJOR TWENTY PRODUCTS, 2015 (US\$, MILLION)

| Partner states | Country of destination | Hs Level | Description of Goods | values |
|----------------|------------------------|----------|--|--------|
| Tanzania | Kenya | 2 Digits | | |
| | | 8414 | Air/vacuum pumps, air/gas compressors and fans; hoods with a fan | 1.16 |
| | | 8431 | Parts suitable for use with the machinery of 84.25 to 84.30 | 1.09 |
| | | 8701 | Tractors (excl. Tractors of 87.09) | 0.97 |
| | | 9015 | Surveying, hydrographic, oceanographic instruments/appliances, nes | 0.83 |
| | | 8905 | Light-vessels, fire-floats, etc; floating docks, platforms for drilling | 0.66 |
| | | 8906 | Other vessels | 0.65 |
| | | 8474 | Machinery for sorting..., agglomerating earth, stone, ores, etc | 0.46 |
| | | 8702 | Public-transport type passenger motor vehicles | 0.40 |
| | | 8703 | Motor cars and other motor vehicles for the transport of persons | 0.37 |
| | | 8716 | Trailers and semi-trailers; other vehicles, not mechanically propelled | 0.36 |
| | | 8705 | Special purpose motor vehicles (eg crane, fire-fighting, etc, vehicles) | 0.25 |
| | | 8502 | Electric generating sets and rotary converters | 0.23 |
| | | 7010 | Carboys, bottles, flasks... Ampoules, etc; stoppers, lids..., of glass | 0.20 |
| | | 8424 | Appliances for spraying...liquids/powder; fire extinguishers, etc | 0.16 |
| | | 8501 | Electric motors and generators (excl. Generating sets) | 0.15 |
| | Uganda | 2Digits | | |
| | | 27 | Mineral fuels, oils & product of their distillation; etc | 1.22 |
| | | 10 | Cereals | 1.19 |
| | | 84 | Nuclear reactors, boilers, machinery & mechanical appliance; parts | 1.14 |
| | | 87 | Vehicles other than railway/tramway roll-stock, parts & accessories | 0.71 |
| | | 79 | Zinc and articles thereof | 0.53 |
| | | 85 | Electrical machinery equipment parts thereof; sound recorder, etc | 0.48 |
| | | 88 | Aircraft, spacecraft, and parts of | 0.27 |
| | | 90 | Optical, photography, cinematography, measuring, checking, precision, instruments and apparatus; parts and accessories thereof | 0.22 |
| | | 73 | Articles of iron and steel | 0.07 |
| | | 04 | Dairy products; birds' eggs; natural honey; edible products nes | 0.07 |
| | | 48 | Paper & paperboard; art of paper pulp, paper/paperboard | 0.07 |
| | | 17 | Sugars and sugar confectionery | 0.03 |
| | | 76 | Aluminium and articles thereof | 0.03 |
| | | 63 | Other made up textile articles; sets; worn clothing, etc | 0.01 |
| | | 94 | Furniture; bedding, mattress, mattress support, cushion, etc | 0.01 |
| | | 39 | Plastics and articles thereof | 0.01 |
| | | 86 | Railway/tramway locomotives, rolling-stock & parts thereof; etc | 0.01 |
| | | 22 | Beverages, spirits and vinegar | 0.01 |
| | | 65 | Umbrellas, walking-sticks, seat-sticks, whips, etc | 0.00 |
| | | 30 | Pharmaceutical products | 0.00 |
| | | 4digits | | |
| | | 2711 | Petroleum gases and other gaseous hydrocarbons | 1.22 |
| | | 1001 | Wheat and meslin | 1.18 |
| | | 7901 | Unwrought zinc | 0.53 |
| | | 8429 | Self-propelled bulldozers, angle dozers, graders, levellers, etc | 0.50 |
| | | 8502 | Electric generating sets and rotary converters | 0.35 |
| | | 8430 | Earth moving... Machinery, nes; pile-drivers/extractors; snow-ploughs | 0.30 |
| | | 8701 | Tractors (excl. Tractors of 87.09) | 0.29 |

TABLE 8B: INTRA-EAC RE-EXPORTS OF MAJOR TWENTY PRODUCTS, 2015 (US\$, MILLION)

| Partner states | Country of destination | Hs Level | Description of Goods | values |
|----------------|------------------------|----------|--|--------|
| | Uganda | 4 digits | | |
| | | 8803 | Parts of goods of 88.01 or 88.02 | 0.27 |
| | | 8704 | Motor vehicles for the transport of goods | 0.22 |
| | | 9015 | Surveying, hydrographic, oceanographic... Instruments/appliances, nes | 0.21 |
| | | 8703 | Motor cars and other motor vehicles for the transport of persons | 0.11 |
| | | 8711 | Motorcycles (incl. Mopeds) and cycles fitted with an auxiliary motor | 0.07 |
| | | 8426 | Derricks; cranes; mobile lifting frames... Trucks fitted with a crane | 0.07 |
| | | 0402 | Milk and cream, concentrated or sweetened | 0.07 |
| | | 4801 | Newsprint, in rolls or sheets | 0.07 |
| | | 8501 | Electric motors and generators (excl. Generating sets) | 0.06 |
| | | 8431 | Parts suitable for use with the machinery of 84.25 to 84.30 | 0.06 |
| | | 8467 | Tools for working in the hand, pneumatic or with non-electric motor | 0.05 |
| | | 7326 | Other articles of iron or steel | 0.05 |
| | | 8473 | Parts and accessories suitable for machines of 84.69 to 84.72 | 0.04 |
| | Burundi | 2 digits | | |
| | | 27 | Mineral fuels, oils & product of their distillation, etc | 1.10 |
| | | 87 | Vehicles other than railway/tramway roll-stock, parts & accessories | 0.34 |
| | | 15 | Animal/vegetable fats & oil & their cleavage products, etc | 0.28 |
| | | 84 | Nuclear reactors, boilers, machinery & mechanical appliance; parts | 0.21 |
| | | 22 | Beverages, spirits and vinegar | 0.12 |
| | | 85 | Electrical machinery equipment parts thereof; sound recorder, etc | 0.04 |
| | | 90 | Optical, photography, cinematography, measuring, checking, precision, etc instruments and apparatus; parts and accessories thereof | 0.02 |
| | | 48 | Paper & paperboard; art of paper pulp, paper/paperboard | 0.02 |
| | | 31 | Fertilisers | 0.02 |
| | | 70 | Glass and glassware | 0.01 |
| | | 38 | Miscellaneous chemical products | 0.01 |
| | | 4 digits | | |
| | | 2710 | Petroleum oils and oils obtained from bituminous minerals, other than crude | 0.94 |
| | | 1511 | Palm oil and its fractions whether or not refined not chemically modified | 0.28 |
| | | 8704 | Motor vehicles for the transport of goods | 0.27 |
| | | 2711 | Petroleum gases and other gaseous hydrocarbons | 0.17 |
| | | 8429 | Self-propelled bulldozers, angle dozers, graders, levellers, etc | 0.16 |
| | | 2202 | Waters (incl. mineral and aerated), with added sugar... (incl. sweetened) | 0.10 |
| | | 8413 | Pumps for liquids; liquid elevators | 0.05 |
| | | 8502 | Electric generating sets and rotary converters | 0.04 |
| | | 8711 | Motorcycles (incl. mopeds) and cycles fitted with an auxiliary motor | 0.04 |
| | | 8705 | Special purpose motor vehicles (eg crane, fire-fighting, etc, vehicles) | 0.03 |
| | | 9028 | Gas, liquid or electricity supply or production meters | 0.02 |
| | | 4802 | Uncoated paper for writing; in rolls or sheets; hand-made paper... | 0.02 |
| | | 3105 | Mineral or chemical fertilizers, nes; other fertilizers; goods =<10kg | 0.02 |
| | | 2203 | Beer made from malt | 0.02 |
| | | 7010 | Carboys, bottles, flasks... ampoules, etc; stoppers, lids..., of glass | 0.01 |
| | | 8701 | Tractors (excl. Tractors of 87.09) | 0.01 |
| | | 3820 | Anti-freezing preparations and prepared de-icing fluids | 0.01 |
| | | 8716 | Trailers and semi-trailers; other vehicles, not mechanically propelled | 0.01 |

TABLE 8B: INTRA-EAC RE-EXPORTS OF MAJOR TWENTY PRODUCTS, 2015 (US\$, MILLION)

| Partner states | Country of destination | Hs Level | Description of Goods | values |
|----------------|------------------------|----------|---|--------|
| | Rwanda | 2Digits | | |
| | | 27 | Mineral fuels, oils & product of their distillation, etc | 0.48 |
| | | 72 | Iron and steel | 0.17 |
| | | 87 | Vehicles other than railway/tramway roll-stock, parts & accessories | 0.04 |
| | | 22 | Beverages, spirits and vinegar | 0.03 |
| | | 73 | Articles of iron and steel | 0.02 |
| | | 69 | Ceramic products | 0.01 |
| | | 84 | Nuclear reactors, boilers, machinery & mechanical appliance; parts | 0.00 |
| | | 40 | Rubber and articles thereof | 0.00 |
| | | 53 | Other vegetable textile fibres; paper yarn & woven fabrics of paper yarn | 0.00 |
| | | 59 | Impregnated, coated, cover/laminated textile fabric, etc | 0.00 |
| | | 4digits | | |
| | | 2710 | Petroleum oils and oils obtained from bituminous minerals, other than crude | 0.28 |
| | | 2711 | Petroleum gases and other gaseous hydrocarbons | 0.20 |
| | | 7214 | Iron/steel bars and rods, forged, etc (incl. twisted), uncoiled | 0.17 |
| | | 8704 | Motor vehicles for the transport of goods | 0.04 |
| | | 2202 | Waters (incl. mineral and aerated), with added sugar (incl. sweetened) | 0.02 |
| | | 2203 | Beer made from malt | 0.02 |
| | | 7311 | Containers for compressed or liquefied gas, of iron or steel | 0.01 |
| | | 6908 | Glazed ceramic flags, paving, hearth or wall tiles; mosaic cubes, etc | 0.01 |
| | | 8428 | Other lifting, handling, loading or unloading machinery | 0.00 |
| | | 8432 | Machinery for soil preparation/cultivation; lawn/sports-ground rollers | 0.00 |
| | | 8474 | Machinery for sorting..., agglomerating... earth, stone, ores, etc | 0.00 |
| | | 5911 | Textile products and articles, for technical uses, specified in note 7 | 0.00 |
| | | 7315 | Chain and parts thereof, of iron or steel | 0.00 |
| | | 4011 | New pneumatic tyres, of rubber | 0.00 |
| | | 5310 | Woven fabrics of jute or of other textile bast fibres, of 53.03 | 0.00 |
| Burundi | Kenya | 2 digits | | |
| | | 70 | Ceramic products | 0.01 |
| | | 39 | Plastics and articles thereof | 0.01 |
| | | 4 Digits | | |
| | | 7010 | Carboys, bottles, flasks, jars, pots, phials, ampoules and other containers, of glass | 0.01 |
| | | 3923 | Articles for the conveyance or packing of goods, of plastics; stoppers, lids, caps | 0.01 |
| | Rwanda | 2 digits | | |
| | | 70 | Ceramic products | 0.30 |
| | | 84 | Nuclear reactors, boilers, machinery and mechanical appliances; parts thereof | 0.12 |
| | | 87 | Vehicles other than railway or tramway rollingstock, and parts and accessories thereof | 0.10 |
| | | 85 | Electrical machinery and equipment and parts thereof; sound recorders and reproducers, television image and sound recorders and reproducers, and parts and accessories of such articles | 0.08 |
| | | 19 | Preparations of cereals, flour, starch or milk; pastry cooks' products | 0.06 |
| | | 39 | Plastics and articles thereof | 0.02 |
| | | 73 | Articles of iron or steel | 0.01 |
| | | 48 | Paper and paperboard; articles of paper pulp of paper or of paperboard | 0.01 |
| | | 40 | Rubber and articles thereof | 0.00 |
| | | 96 | Miscellaneous manufactured articles | 0.00 |

TABLE 8B: INTRA-EAC RE-EXPORTS OF MAJOR TWENTY PRODUCTS, 2015 (US\$, MILLION)

| Partner states | Country of destination | Hs Level | Description of Goods | values |
|----------------|------------------------|----------|---|--------|
| | Rwanda | 2 digits | | |
| | | 70 | Ceramic products | 0.30 |
| | | 84 | Nuclear reactors, boilers, machinery and mechanical appliances; parts thereof | 0.12 |
| | | 87 | Vehicles other than railway or tramway rollingstock, and parts and accessories thereof | 0.10 |
| | | 85 | Electrical machinery and equipment and parts thereof; sound recorders and reproducers, television image and sound recorders and reproducers, and parts and accessories of such articles | 0.08 |
| | | 19 | Preparations of cereals, flour, starch or milk; pastry cooks' products | 0.06 |
| | | 39 | Plastics and articles thereof | 0.02 |
| | | 73 | Articles of iron or steel | 0.01 |
| | | 48 | Paper and paperboard; articles of paper pulp of paper or of paperboard | 0.01 |
| | | 40 | Rubber and articles thereof | 0.00 |
| | | 96 | Miscellaneous manufactured articles | 0.00 |
| | | 92 | Musical instruments; parts and accessories of such articles | 0.00 |
| | | 95 | Toys, games and sports requisites; parts and accessories thereof | 0.00 |
| | | 90 | Optical, photographic, cinematographic, measuring, checking, precision, medical or surgical instruments and apparatus; parts and accessories thereof | 0.00 |
| | | 82 | Tools, implements, cutlery, spoons and forks, of base metal; parts thereof of base metal | 0.00 |
| | | 4 Digits | | |
| | | 7010 | Carboys, bottles, flasks, jars, pots, phials, ampoules and other containers, of glass | 0.30 |
| | | 8525 | Transmission apparatus for radio-telephony, radio-telegraphy, radio-broadcasting or telegraphy | 0.06 |
| | | 1901 | Malt extract; food preparations of flour, groats, meal, starch or malt extract | 0.06 |
| | | 8703 | Motor cars and other motor vehicles principally designed for the transport of persons | 0.05 |
| | | 8432 | Agricultural, horticultural or forestry machinery for soil preparation or cultivation | 0.04 |
| | | 8415 | Air conditioning machines, comprising a motor-driven fan and elements for changing the temperature | 0.03 |
| | | 3923 | Articles for the conveyance or packing of goods, of plastics; stoppers, lids, caps | 0.02 |
| | | 8701 | Tractors (other than tractors of heading 87.09). | 0.02 |
| | | 8471 | Automatic data processing machines and units thereof; magnetic or optical readers, machines and units thereof | 0.02 |
| | | 8708 | Parts and accessories of the motor vehicles of headings 87.01 to 87.05. | 0.02 |
| | | 8702 | Motor vehicles for the transport of ten or more persons, including the driver. | 0.01 |
| | | 8427 | Fork-lift trucks; other works trucks fitted with lifting or handling equipment. | 0.01 |
| | | 8418 | Refrigerators, freezers and other refrigerating or freezing equipment, electric or other | 0.01 |
| | | 8502 | Electric generating sets and rotary converters. | 0.01 |
| | | 7304 | Tubes, pipes and hollow profiles, seamless, of iron (other than cast iron) or steel. | 0.01 |
| | | 4820 | Registers, account books, note books, order books, receipt books, letter pads, memorandums | 0.01 |
| | | 8430 | Other moving, grading, levelling, scraping, excavating, tamping, compacting, extracting | 0.01 |
| | | 8459 | Machine-tools (including way-type unit head machines) for drilling, boring, milling, etc | 0.00 |
| | | 8504 | Electrical transformers, static converters (for example, rectifiers) and inductors. | 0.00 |
| | | 8515 | Electric (including electrically heated gas), laser or other light or photon beam, ultra | 0.00 |
| | Tanzania | 2 digits | | |
| | | 84 | Nuclear reactors, boilers, machinery and mechanical appliances; parts thereof | 0.17 |

TABLE 8B: INTRA-EAC RE-EXPORTS OF MAJOR TWENTY PRODUCTS, 2015 (US\$, MILLION)

| Partner states | Country of destination | Hs Level | Description of Goods | values |
|----------------|------------------------|----------|---|--------|
| | Tanzania | 4 Digits | | |
| | | 8430 | Other moving, grading, levelling, scraping, excavating, tamping, compacting, extracting | 0.12 |
| | | 8431 | Parts suitable for use solely or principally with the machinery of headings 84.25 to 84. | 0.05 |
| | Uganda | 2 digits | | |
| | | 84 | Nuclear reactors, boilers, machinery and mechanical appliances; parts thereof | 0.14 |
| | | 96 | Miscellaneous manufactured articles | 0.13 |
| | | 87 | Vehicles other than railway or tramway rollingstock, and parts and accessories thereof | 0.04 |
| | | 56 | Wadding, felt and nonwovens; special yarns; twine, cordage, ropes and cables and articles thereof | 0.01 |
| | | 40 | Rubber and articles thereof | 0.00 |
| | | 76 | Aluminium and articles thereof | 0.00 |
| | | 90 | Optical, photographic, cinematographic, measuring, checking, precision, medical or surgical instruments and apparatus; parts and accessories thereof | 0.00 |
| | | 85 | Electrical machinery and equipment and parts thereof; sound recorders and reproducers, television image and sound recorders and reproducers, and parts and accessories of such articles | 0.00 |
| | | 4 Digits | | |
| | | 9603 | Brooms, brushes (including brushes constituting parts of machines, appliances or vehicles) | 0.13 |
| | | 8429 | Self-propelled bulldozers, angle dozers, graders, levellers, scrapers, mechanical shovels | 0.13 |
| | | 8705 | Special purpose motor vehicles, other than those principally designed for the transport | 0.02 |
| | | 8701 | Tractors (other than tractors of heading 87.09). | 0.02 |
| | | 5601 | Wadding of textile materials and articles thereof; textile fibres, not exceeding 5 mm | 0.01 |
| | | 8451 | Machinery (other than machines of heading 84.50) for washing, cleaning, wringing, drying | 0.01 |
| | | 8443 | Printing machinery used for printing by means of the printing type, blocks, plates, etc | 0.00 |
| | | 4011 | New pneumatic tyres, of rubber. | 0.00 |
| | | 8422 | Dish washing machines; machinery for cleaning or drying bottles or other containers | 0.00 |
| | | 7613 | Aluminium containers for compressed or liquefied gas. | 0.00 |
| | | 9022 | Apparatus based on the use of X-rays or of alpha, beta or gamma radiations | 0.00 |
| | | 4013 | Inner tubes, of rubber. | 0.00 |
| | | 8516 | Electric instantaneous or storage water heaters and immersion heaters; electric space heaters | 0.00 |



TABLE 8C: INTRA-EAC RE-EXPORTS OF MAJOR TWENTY PRODUCTS FOR 2015 COMPARED TO 2014, (US\$ Millions)

| Partner state | Country of destination | Hs Level | Description of Goods | 2014 | 2015 | 2015/14 '% change |
|---------------|------------------------|----------|--|------|------|----------------------|
| Uganda | Burundi | 2 digits | | | | |
| | | 72 | Iron and steel | 0.47 | 0.97 | 105.71 |
| | | 33 | Essential oils & resinoids; perfumery, cosmetic/toilet preparations | 0.77 | 0.69 | -10.14 |
| | | 87 | Vehicles other than railway/tramway roll-stock, parts & accessories | 0.83 | 0.44 | -47.23 |
| | | 15 | Animal/vegetable fats & oils & their cleavage products, etc | 0.20 | 0.33 | 61.90 |
| | | 19 | Preparations of cereal, flour, starch/milk; pastry cooks' products | 0.22 | 0.32 | 46.85 |
| | | 40 | Rubber and articles thereof | 0.00 | 0.23 | 13885.23 |
| | | 39 | Plastics and articles thereof | 0.47 | 0.23 | -52.07 |
| | | 73 | Articles of iron or steel | 0.20 | 0.23 | 13.27 |
| | | 63 | Other made up textile articles; sets; worn clothing, etc | 0.08 | 0.21 | 176.80 |
| | | 85 | Electrical machinery equipment parts thereof; sound recorder, etc | 0.16 | 0.20 | 25.81 |
| | | 84 | Nuclear reactors, boilers, machinery & mechanical applianceparts | 0.18 | 0.19 | 6.29 |
| | | 20 | Preparations of vegetable, fruit, nuts or other parts of plants | 0.05 | 0.18 | 230.01 |
| | | 36 | Explosives; pyrotechnic products; matches; pyrop alloy,etc | 1.03 | 0.15 | -85.82 |
| | | 22 | Beverages, spirits and vinegar | 0.21 | 0.13 | -36.97 |
| | | 96 | Miscellaneous manufactured articles | 0.10 | 0.12 | 17.82 |
| | | 48 | Paper & paperboard; art of paper pulp, paper/paperboard | 0.17 | 0.12 | -30.73 |
| | | 28 | Inorganic chemicals; compounds of precious metals, radioactive elements, etc | 0.03 | 0.10 | 196.30 |
| | | 32 | Tanning/dyeing extract; tannins & derivatives; pigments, etc | 0.05 | 0.09 | 90.31 |
| | | 49 | Printed books, newspapers, pictures & other product, etc | 0.13 | 0.08 | -36.75 |
| | | 34 | Soap, organic surface-active agents, washing preparations, etc | 0.06 | 0.07 | 17.03 |
| | | 4 digits | | | | |
| | | 7214 | Iron/steel bars and rods, forged, etc (incl. twisted), uncoiled | 0.06 | 0.75 | 1063.83 |
| | | 3306 | Preparations for oral or dental hygiene (incl. denture fixative) | 0.73 | 0.53 | -27.32 |
| | | 1905 | Bread, pastry, cakes, etc; communion wafers, rice paper, etc | 0.21 | 0.32 | 51.08 |
| | | 1517 | Margarine; edible preparations of animal or vegetable fats or oils, nes | 0.16 | 0.29 | 77.74 |
| | | 4011 | New pneumatic tyres, of rubber | | 0.23 | - |
| | | 8703 | Motor cars and other motor vehicles for the transport of persons | 0.28 | 0.20 | -28.39 |
| | | 2002 | Tomatoes prepared or preserved otherwise than by vinegar or acetic acid | 0.05 | 0.18 | 230.01 |
| | | 7308 | Iron/steel structures and parts thereof; plates, rods... thereof | 0.01 | 0.17 | 2262.47 |
| | | 6305 | Sacks and bags, used for packing goods | 0.01 | 0.15 | 1353.34 |
| | | 3305 | Preparations for use on the hair | 0.00 | 0.14 | 6986.55 |
| | | 3901 | Polymers of ethylene, in primary forms | 0.33 | 0.14 | -59.22 |
| | | 8438 | Machinery, nes, for the industrial preparation of food or drink | 0.12 | 0.12 | -1.96 |
| | | 8502 | Electric generating sets and rotary converters | 0.11 | 0.11 | 0.00 |
| | | 8705 | Special purpose motor vehicles (eg crane, fire-fighting, etc, vehicles) | 0.11 | - | |
| | | 7213 | Iron/steel bars and rods, hot-rolled, in irregularly wound coils | 0.37 | 0.09 | -74.90 |
| | | 3605 | Matches (excl.pyrotechnic articles of 36.04) | 1.03 | 0.09 | -91.13 |
| | | 8704 | Motor vehicles for the transport of goods | 0.36 | 0.08 | -76.60 |
| | | 3923 | Articles for the of goods, of plastics; stoppers, etc, of plastics | 0.03 | 0.08 | 152.45 |

TABLE 8C: INTRA-EAC RE-EXPORTS OF MAJOR TWENTY PRODUCTS FOR 2015 COMPARED TO 2014,
(US\$ Millions)

| Partner state | Country of destination | Hs Level | Description of Goods | 2014 | 2015 | 2015/14 '% change |
|---------------|------------------------|----------|---|-------|-------|----------------------|
| Uganda | Burundi | 2 digits | | | | |
| | | 4911 | Other printed matter, including printed pictures and photographs | 0.12 | 0.08 | -36.38 |
| | | 2804 | Hydrogen, rare gases and other non-metals | 0.03 | 0.08 | 178.75 |
| | Kenya | 2 digits | | - | | |
| | | 84 | Nuclear reactors, boilers, machinery & mechanical appliance; parts | 18.22 | 22.07 | 21.12 |
| | | 70 | Glass and glassware | 15.40 | 15.83 | 2.78 |
| | | 39 | Plastics and articles thereof | 11.82 | 11.86 | 0.35 |
| | | 87 | Vehicles other than railway/tramway roll-stock, parts & accessories | 4.35 | 7.79 | - |
| | | 90 | Optical photography, cinematography, measuring, checking, precision, etc instruments and apparatus; parts and accessories thereof | 1.67 | 3.56 | 113.01 |
| | | 94 | Furniture; bedding, mattress, mattress support, cushion, etc | 0.08 | 3.47 | 4485.67 |
| | | 73 | Articles of iron or steel | 2.01 | 2.47 | 0.00 |
| | | 85 | Electrical machinery equipment parts thereof; sound recorder, etc | 1.90 | 2.45 | 28.72 |
| | | 63 | Other made up textile articles; sets; worn clothing, etc | 0.69 | 0.99 | 44.36 |
| | | 22 | Beverages, spirits and vinegar | 0.06 | 0.27 | 326.87 |
| | | 30 | Pharmaceutical products | 0.03 | 0.27 | 789.61 |
| | | 49 | Printed books, newspapers, pictures & other product etc | 0.03 | 0.25 | 666.71 |
| | | 38 | Miscellaneous chemical products | 0.03 | 0.24 | 730.74 |
| | | 88 | Aircraft, spacecraft, and parts thereof | 0.18 | 0.21 | 12.45 |
| | | 44 | Wood and articles of wood; wood charcoal | 0.03 | 0.21 | 605.24 |
| | | 48 | Paper & paperboard; art of paper pulp, paper/paperboard | 0.02 | 0.17 | 947.45 |
| | | 33 | Essential oils & resinoids; perfumery, cosmetic/toilet preparations | 0.01 | 0.16 | 1491.18 |
| | | 40 | Rubber and articles thereof | 0.02 | 0.15 | 556.91 |
| | | 29 | Organic chemicals | 0.06 | 0.13 | 117.61 |
| | | 36 | Explosives; pyrotechnic products; matches; pyrop alloy,etc | 0.29 | 0.11 | -61.57 |
| | | 4 digits | | | | |
| | | 7010 | Carboys, bottles, flasks... Ampoules, etc; stoppers, lids..., of glass | 15.39 | 15.83 | 2.88 |
| | | 8430 | Earth moving... Machinery, nes; pile-drivers/extractors; snow-ploughs | 6.78 | 15.04 | 121.82 |
| | | 3923 | Articles for the of goods, of plastics; stoppers, etc, of plastics | 11.78 | 11.74 | -0.36 |
| | | 9406 | Prefabricated buildings | 0.02 | 3.43 | 15525.92 |
| | | 8431 | Parts suitable for use with the machinery of 84.25 to 84.30 | 6.36 | 2.62 | -58.89 |
| | | 8701 | Tractors (excl. tractors of 87.09) | 0.55 | 2.10 | 279.62 |
| | | 8705 | Special purpose motor vehicles (eg crane, fire-fighting, etc, vehicles) | 1.06 | 2.04 | - |
| | | 8716 | Trailers and semi-trailers; other vehicles, not mechanically propelled | 0.38 | 1.94 | 414.02 |
| | | 9015 | Surveying, hydrographic, oceanographic... Instruments/appliances, nes | 0.70 | 1.67 | 139.82 |
| | | 7304 | Tubes, pipes and hollow profiles, seamless, of iron (excl. cast), steel | 0.25 | 1.55 | 511.97 |
| | | 8479 | Machines and mechanical appliances, having individual functions, nes | 0.00 | 1.54 | 44104.93 |
| | | 8704 | Motor vehicles for the transport of goods | 1.07 | 0.95 | - |
| | | 8528 | Television receivers (incl. video monitors and video projectors) | 0.01 | 0.93 | - |

TABLE 8C: INTRA-EAC RE-EXPORTS OF MAJOR TWENTY PRODUCTS FOR 2015 COMPARED TO 2014,
(US\$ Millions)

| Partner state | Country of destination | Hs Level | Description of Goods | 2014 | 2015 | 2015/14 % change |
|---------------|------------------------|----------|---|------|------|------------------|
| | Kenya | 2 digits | | | | |
| | | 9030 | Instruments... For measuring electrical quantities and radiations | 0.21 | 0.92 | - |
| | | 8429 | Self-propelled bulldozers, angle dozers, graders, levellers, etc | 1.03 | 0.87 | - |
| | | 8703 | Motor cars and other motor vehicles for the transport of persons | 1.05 | 0.71 | -32.87 |
| | | 7309 | Reservoirs, tanks... (excl. for gas) of iron or steel, >=300 l | 0.53 | 0.58 | - |
| | | 8515 | Soldering, brazing, welding and hot metal spraying machines/ apparatus | 0.02 | 0.47 | 2820.19 |
| | | 9029 | Revolution counters, etc; speedometers and tachometers; stroboscopes | 0.38 | 0.47 | 23.67 |
| | | 8414 | Air/vacuum pumps, air/gas compressors and fans; hoods with a fan | 0.01 | 0.45 | 5967.35 |
| | Rwanda | 2 digits | | | | 13.27 |
| | | 17 | Sugars and sugar confectionery | 6.31 | 6.01 | -4.69 |
| | | 87 | Vehicles other than railway/tramway roll-stock, parts & accessories | 2.70 | 3.97 | 46.94 |
| | | 15 | Animal/vegetable fats & oils & their cleavage products; etc | 2.40 | 3.01 | 25.56 |
| | | 84 | Nuclear reactors, boilers, machinery & mechanical appliance; parts | 5.13 | 1.45 | -71.67 |
| | | 10 | Cereals | 2.10 | 1.44 | -31.53 |
| | | 72 | Iron and steel | 0.98 | 1.05 | 7.21 |
| | | 34 | Soap, organic surface-active agents, washing preparations, etc | 1.37 | 0.88 | -35.68 |
| | | 19 | Preparations of cereal, flour, starch/milk; pastry cooks' products | 0.29 | 0.86 | 201.27 |
| | | 85 | Electrical machinery equipment parts thereof; sound recorder, etc | 0.67 | 0.77 | 15.24 |
| | | 40 | Rubber and articles thereof | 0.69 | 0.68 | -1.16 |
| | | 30 | Pharmaceutical products | 0.12 | 0.66 | 438.83 |
| | | 49 | Printed books, newspapers, pictures & other product, etc | 0.83 | 0.63 | -23.37 |
| | | 22 | Beverages, spirits and vinegar | 1.04 | 0.57 | -45.14 |
| | | 21 | Miscellaneous edible preparations | 0.31 | 0.51 | - |
| | | 03 | Fish & crustacean, mollusc & other aquatic invertebrate | 0.22 | 0.51 | 132.63 |
| | | 08 | Edible fruit and nuts; peel of citrus fruit or melons | 0.14 | 0.45 | 216.66 |
| | | 27 | Mineral fuels, oils & product of their distillation, etc | 0.46 | 0.41 | -10.93 |
| | | 76 | Aluminium and articles thereof | 0.09 | 0.35 | 303.93 |
| | | 36 | Explosives; pyrotechnic products; matches; pyrop alloy, etc | 1.02 | 0.22 | -78.61 |
| | | 39 | Plastics and articles thereof | 0.96 | 0.18 | -80.73 |
| | | 4 digits | | | | 2262.47 |
| | | 1701 | Cane or beet sugar and chemically pure sucrose, in solid form | 6.08 | 6.01 | -1.22 |
| | | 8704 | Motor vehicles for the transport of goods | 1.39 | 2.15 | - |
| | | 1511 | Palm oil and its fractions | 1.10 | 1.92 | 74.85 |
| | | 1006 | Rice | 1.93 | 1.04 | -46.47 |
| | | 1517 | Margarine; edible preparations of animal or vegetable fats or oils, nes | 0.95 | 0.87 | -8.36 |
| | | 1905 | Bread, pastry, cakes, etc; communion wafers, rice paper, etc | 0.27 | 0.86 | 213.19 |
| | | 7213 | Iron/steel bars and rods, hot-rolled, in irregularly wound coils | 0.13 | 0.73 | 453.03 |
| | | 3402 | Non-soap surface-active agents; washing preparations, nes | 0.84 | 0.69 | -17.96 |
| | | 3002 | Human blood; animal blood; antisera, etc; vaccines, toxins, etc | 0.66 | - | -76.60 |
| | | 4011 | New pneumatic tyres, of rubber | 0.64 | 0.65 | 0.19 |
| | | 4911 | Other printed matter, including printed pictures and photographs | 0.74 | 0.63 | -15.08 |
| | | 8703 | Motor cars and other motor vehicles for the transport of persons | 0.72 | 0.59 | -18.91 |

TABLE 8C: INTRA-EAC RE-EXPORTS OF MAJOR TWENTY PRODUCTS FOR 2015 COMPARED TO 2014,
(US\$ Millions)

| Partner state | Country of destination | Hs Level | Description of Goods | 2014 | 2015 | 2015/14 % change |
|---------------|------------------------|----------|--|------|------|------------------|
| | Rwanda | 2 digits | | | | |
| | | 8502 | Electric generating sets and rotary converters | 0.24 | 0.56 | 130.68 |
| | | 8705 | Special purpose motor vehicles (eg crane, fire-fighting, etc, vehicles) | 0.11 | 0.52 | 355.84 |
| | | 8471 | Automatic data processing machines...; magnetic readers..., nes | 0.87 | 0.50 | -42.80 |
| | | 0304 | Fish fillets and other fish meat, fresh, chilled or frozen | 0.22 | 0.49 | 127.41 |
| | | 8429 | Self-propelled bulldozers, angle dozers, graders, levellers, etc | 0.21 | 0.49 | 135.46 |
| | | 0808 | Apples, pears and quinces, fresh | 0.14 | 0.40 | 187.21 |
| | | 2710 | Petroleum oils, etc, (excl. crude); preparations thereof, nes | 0.34 | 0.37 | 9.96 |
| | | 2103 | Sauces and sauce preparations; mixed condiments and seasonings; mustard | 0.21 | 0.28 | 35.59 |
| | Tanzania | 2 digits | | | | |
| | | 84 | Nuclear reactors, boilers, machinery & mechanical appliance; parts | 1.99 | 4.54 | 128.26 |
| | | 87 | Vehicles other than railway/tramway roll-stock, parts & accessories | 5.17 | 3.07 | -40.62 |
| | | 90 | Optical, photography, cinematography, measuring, checking, precision, etc instruments and apparatus; parts and accessories thereof | 2.59 | 0.93 | -64.19 |
| | | 15 | Animal/vegetable fats & oils & their cleavage products, etc | 0.14 | 0.39 | 183.45 |
| | | 85 | Electrical machinery equipment parts thereof; sound recorder, etc | 0.79 | 0.38 | -52.07 |
| | | 73 | Articles of iron or steel | 0.08 | 0.35 | 361.66 |
| | | 38 | Miscellaneous chemical products | | 0.25 | - |
| | | 63 | Other made up textile articles; sets; worn clothing, etc | 0.07 | 0.24 | 257.66 |
| | | 28 | Inorganic chemicals; compounds of precious metals, radioactive elements, etc | 0.19 | - | |
| | | 25 | Salt; sulphur; earth & stone; plastering material; lime & cement | 0.18 | - | |
| | | 29 | Organic chemicals | | 0.14 | - |
| | | 48 | Paper & paperboard; art of paper pulp, paper/paperboard | 0.10 | 0.12 | 22.96 |
| | | 82 | Tool, implement, cutlery, spoon & fork, of base metal, etc | 0.14 | 0.09 | -35.79 |
| | | 39 | Plastics and articles thereof | 0.01 | 0.07 | 452.06 |
| | | 64 | Footwear, gaiters and the like; parts of such articles | 0.02 | 0.07 | 254.92 |
| | | 86 | Railway/tramway locomotives, rolling-stock & parts thereof, etc | 0.05 | - | |
| | | 30 | Pharmaceutical products | 1.07 | 0.05 | -95.51 |
| | | 94 | Furniture; bedding, mattress, mattress support, cushion, etc | 0.10 | 0.04 | -59.74 |
| | | 27 | Mineral fuels, oils & product of their distillation, etc | 0.05 | 0.04 | -25.29 |
| | | 24 | Tobacco and manufactured tobacco substitutes | 0.04 | 0.03 | -8.80 |
| | | 4 digits | | | | |
| | | 8431 | Parts suitable for use with the machinery of 84.25 to 84.30 | 0.66 | 1.71 | 159.52 |
| | | 8703 | Motor cars and other motor vehicles for the transport of persons | 2.31 | 1.46 | -36.75 |
| | | 8704 | Motor vehicles for the transport of goods | 0.97 | 1.00 | 3.83 |
| | | 8426 | Derricks; cranes; mobile lifting frames... trucks fitted with a crane | 0.98 | - | |
| | | 9015 | Surveying, hydrographic, oceanographic... instruments/appliances, nes | 2.58 | 0.72 | -71.95 |
| | | 8459 | Machine-tools for drilling, boring, milling, by removing metal | 0.01 | 0.64 | 6483.75 |
| | | 8429 | Self-propelled bulldozers, angle dozers, graders, levellers, etc | 0.29 | 0.60 | 105.36 |
| | | 1511 | Palm oil and its fractions | | 0.39 | - |

TABLE 8C: INTRA-EAC RE-EXPORTS OF MAJOR TWENTY PRODUCTS FOR 2015 COMPARED TO 2014,
(US\$ Millions)

| Partner state | Country of destination | Hs Level | Description of Goods | 2014 | 2015 | 2015/14 '% change |
|---------------|------------------------|----------|--|-------|-------|----------------------|
| | Tanzania | 2 digits | | | | |
| | | 8702 | Public-transport type passenger motor vehicles | 0.72 | 0.34 | -52.85 |
| | | 3808 | Insecticides, rodenticides and similar products, for retail sale | 0.22 | - | |
| | | 8701 | Tractors (excl. Tractors of 87.09) | 0.13 | 0.20 | 56.74 |
| | | 8443 | Printing machinery; machines for uses ancillary to printing | 0.09 | 0.18 | 110.08 |
| | | 6306 | Tarpaulins, etc; tents; sails; camping equipment | 0.05 | 0.17 | 233.34 |
| | | 9014 | Direction finding compasses; navigational instruments/ appliances, nes | 0.15 | - | |
| | | 2827 | Chlorides...etc; bromides...etc; iodides...etc, nes | 0.14 | - | |
| | | 4819 | Cartons, boxes, etc; box files, etc, of paper, paperboard, etc | 0.09 | 0.12 | 43.65 |
| | | 8502 | Electric generating sets and rotary converters | 0.09 | 0.11 | 20.04 |
| | | 7312 | Stranded wire, cables of iron or steel, not eclectically insulated | 0.10 | - | |
| | | 8421 | Centrifuges; filtering/purifying machinery for liquids or gases | 0.09 | - | |
| | | 7308 | Iron/steel structures and parts thereof; plates, rods thereof | 0.09 | - | |
| Kenya | Uganda | 2 digits | | | | |
| | | 27 | Mineral fuels, mineral oils and products of their distillation | 46.36 | 16.79 | -63.79 |
| | | 87 | Vehicles other than railway or tramway rolling-stock | 12.55 | 14.03 | 11.84 |
| | | 10 | Cereals. | 10.44 | 14.01 | 34.19 |
| | | 84 | Nuclear reactors, boilers, machinery and mechanical appliances | 15.41 | 7.98 | -48.22 |
| | | 85 | Electrical machinery and equipment and parts thereof | 1.56 | 7.36 | 371.15 |
| | | 19 | Preparations of cereals, flour, starch or milk; pastry cook's products | 4.62 | 6.06 | 31.38 |
| | | 31 | Fertilisers. | 7.15 | 2.88 | -59.68 |
| | | 39 | Plastics and articles thereof. | 3.55 | 2.43 | -31.61 |
| | | 15 | Animal or vegetable fats and oils and their cleavage products; | 3.26 | 2.31 | -29.17 |
| | | 38 | Miscellaneous chemical products. | 3.52 | 0.98 | -72.08 |
| | | 48 | Paper and paperboard; articles of paper pulp, of paper or of paperboard | 0.69 | 0.88 | 28.36 |
| | | 33 | Essential oils and resinoids; perfumery, cosmetic | 0.45 | 0.46 | 2.26 |
| | | 22 | Beverages, spirits and vinegar. | 0.39 | 0.38 | -1.37 |
| | | 44 | Wood and articles of wood; wood charcoal. | 0.26 | 0.32 | 24.28 |
| | | 28 | Inorganic chemicals; organic or inorganic compound | 1.02 | 0.32 | -68.87 |
| | | 34 | Soap, organic surface-active agents, washing preparations | 0.65 | 0.28 | -57.35 |
| | | 30 | Pharmaceutical products. | 7.34 | 0.24 | -96.67 |
| | | 94 | Furniture; bedding, mattresses, mattress supports, cushion, etc | 0.27 | 0.24 | -12.65 |
| | | 72 | Iron and steel. | 0.58 | 0.21 | -63.95 |
| | | 64 | Footwear, gaiters and the like; parts of such articles | 0.79 | 0.21 | -73.68 |
| | | 4 digits | | | | |
| | | 2710 | Petroleum oils and oils obtained from bituminous minerals, other than crude; preparation | 44.42 | 16.71 | -62.39 |
| | | 1007 | Grain sorghum | 9.98 | 13.85 | 38.84 |
| | | 1901 | Malt extract; food preparations of flour, etc , nes | 3.94 | 6.06 | 54.03 |
| | | 8703 | Motor cars and other motor vehicles for the transport of persons | 3.48 | 3.98 | 14.45 |
| | | 8701 | Tractors (excl. Tractors of 87.09) | 2.79 | 3.50 | 25.36 |
| | | 8429 | Self-propelled bulldozers, angle dozers, graders, levellers, etc | 2.79 | 3.06 | 9.76 |

TABLE 8C: INTRA-EAC RE-EXPORTS OF MAJOR TWENTY PRODUCTS FOR 2015 COMPARED TO 2014,
(US\$ Millions)

| Partner state | Country of destination | Hs Level | Description of Goods | 2014 | 2015 | 2015/14 % change |
|---------------|------------------------|----------|--|-------|-------|------------------|
| Kenya | Uganda | 4 digits | | | | |
| | | 3907 | Polyethers and epoxide resins; polyesters, in primary forms | 2.36 | 2.16 | -8.32 |
| | | 8716 | Trailers and semi-trailers; other vehicles not mechanically propelled | 0.44 | 2.14 | 386.61 |
| | | 1511 | Palm oil and its fractions whether or not refined | 2.97 | 2.04 | -31.25 |
| | | 8704 | Motor vehicles for the transport of goods | 1.87 | 1.97 | 5.44 |
| | | 8544 | Insulated wire, cable, etc; optical fibre cables | 0.09 | 1.88 | 1918.54 |
| | | 8702 | Public-transport type passenger motor vehicles | 3.60 | 1.86 | -48.35 |
| | | 3105 | Mineral or chemical fertilizers, nes; other fertilisers | 3.29 | 1.54 | -53.25 |
| | | 8529 | Parts suitable for use with the apparatus of 85.25 | 0.10 | 1.26 | 1184.59 |
| | | 8507 | Electric accumulators (incl. separators thereof) | 0.06 | 1.22 | 1984.21 |
| | | 3102 | Mineral or chemical fertilizers, nitrogenous | 3.19 | 1.17 | -63.28 |
| | | 8427 | Fork-lift trucks; works trucks fitted with lifting | 0.07 | 1.15 | 1642.56 |
| | | 3808 | Insecticides, rodenticides... and similar products | 2.83 | 0.84 | -70.17 |
| | | 8413 | Pumps for liquids; liquid elevators | 0.51 | 0.75 | 46.97 |
| | | 8528 | Television receivers (incl. video monitors and video monitors and video projectors) | 0.20 | 0.69 | 244.22 |
| | Tanzania | 2 digits | | | | |
| | | 84 | Nuclear reactors, boilers, machinery and mechanical appliances | 25.27 | 13.90 | -45.01 |
| | | 85 | Electrical machinery and equipment and parts thereof | 2.86 | 11.36 | 297.68 |
| | | 27 | Mineral fuels, mineral oils and products of their distillation | 22.84 | 10.48 | -54.11 |
| | | 63 | Other made up textile articles; sets; worn clothing | 0.01 | 8.39 | 66905.55 |
| | | 87 | Vehicles other than railway or tramway rolling-stock | 3.53 | 5.23 | 48.21 |
| | | 38 | Miscellaneous chemical products. | 5.78 | 4.17 | -27.80 |
| | | 90 | Optical, photographic, cinematographic, measuring, instruments and apparatus | 4.21 | 4.12 | -2.12 |
| | | 30 | Pharmaceutical products. | 15.96 | 2.30 | -85.62 |
| | | 07 | Edible vegetables and certain roots and tubers. | 0.80 | 1.79 | 125.12 |
| | | 39 | Plastics and articles thereof. | 1.33 | 1.74 | 31.08 |
| | | 31 | Fertilisers. | 1.27 | 1.71 | 34.90 |
| | | 73 | Articles of iron or steel. | 1.55 | 1.44 | -7.34 |
| | | 15 | Animal or vegetable fats and oils and their cleavage products; | 0.18 | 0.85 | 367.59 |
| | | 94 | Furniture; bedding, mattresses, mattress supports, cushion, etc | 1.29 | 0.65 | -49.46 |
| | | 72 | Iron and steel. | 0.16 | 0.63 | 304.24 |
| | | 70 | Glass and glassware. | 0.35 | 0.56 | 59.05 |
| | | 28 | Inorganic chemicals; organic or inorganic compounds | 0.79 | 0.43 | -46.02 |
| | | 19 | Preparations of cereals, flour, starch or milk; pastry cook's products | 0.09 | 0.41 | 369.45 |
| | | 29 | Organic chemicals. | 0.91 | 0.40 | -56.37 |
| | | 33 | Essential oils and resinoids; perfumery, cosmetic | 0.97 | 0.39 | -59.84 |
| | | 4 digits | | | | |
| | | 2710 | Petroleum oils and oils obtained from bituminous minerals, other than crude; preparation | 22.78 | 10.38 | -54.42 |
| | | 6306 | Tarpaulins, etc; tents; sails; camping equipment | 0.00 | 7.47 | #DIV/0! |
| | | 8506 | Primary cells and primary batteries | 0.01 | 5.62 | 84739.78 |
| | | 3808 | Insecticides, rodenticides and similar products | 5.06 | 3.42 | -32.51 |

TABLE 8C: INTRA-EAC RE-EXPORTS OF MAJOR TWENTY PRODUCTS FOR 2015 COMPARED TO 2014,
(US\$ Millions)

| Partner state | Country of destination | Hs Level | Description of Goods | 2014 | 2015 | 2015/14 '% change |
|---------------|------------------------|----------|---|-------|-------|-------------------|
| | Tanzania | 4 digits | | | | |
| | | 8704 | Motor vehicles for the transport of goods | 1.72 | 3.28 | 90.79 |
| | | 9015 | Surveying, hydrographic, oceanographic. instruments | 0.46 | 2.96 | 538.98 |
| | | 8431 | Parts suitable for use with the machinery of 84.25 | 13.68 | 2.29 | -83.28 |
| | | 3004 | Medicaments of mixed or unmixed products, for retail sale | 15.92 | 2.23 | -85.98 |
| | | 8429 | Self-propelled bulldozers, angle dozers, graders, levellers, etc | 3.36 | 2.02 | -39.75 |
| | | 0713 | Dried leguminous vegetables, shelled | 0.80 | 1.79 | 125.12 |
| | | 8507 | Electric accumulators (incl. separators thereof) | 0.20 | 1.47 | 640.94 |
| | | 3105 | Mineral or chemical fertilisers, nes; other fertilisers | 0.27 | 1.30 | 385.45 |
| | | 8413 | Pumps for liquids; liquid elevators | 1.39 | 1.27 | -8.70 |
| | | 9030 | Instruments for measuring electrical quantities | 0.08 | 1.00 | 1236.63 |
| | | 8426 | Derricks; cranes; mobile lifting frames trucks | 0.00 | 0.94 | #DIV/0! |
| | | 8703 | Motor cars and other motor vehicles for the transport of persons | 0.46 | 0.89 | 94.63 |
| | | 8541 | Diodes, transistors, etc; photosensitive devices; | 0.12 | 0.84 | 578.92 |
| | | 1511 | Palm oil and its fractions whether or not refined | 0.14 | 0.84 | 492.58 |
| | | 8479 | Machines and mechanical appliances, having individual functions, nes | 0.12 | 0.82 | 583.13 |
| | | 8443 | Printing machinery; machines for uses ancillary to printing | 0.60 | 0.81 | 36.01 |
| | Rwanda | 2 digits | | | | |
| | | 27 | Mineral fuels, mineral oils and products of their distillation | 16.65 | 10.86 | -34.77 |
| | | 85 | Electrical machinery and equipment and parts thereof | 0.54 | 2.92 | 439.30 |
| | | 63 | Other made up textile articles; sets; worn clothing | 0.00 | 2.87 | 161330.66 |
| | | 84 | Nuclear reactors, boilers, machinery and mechanical appliances | 0.79 | 2.70 | 240.91 |
| | | 19 | Preparations of cereals, flour, starch or milk; pastry cook's products | 0.30 | 1.74 | 486.01 |
| | | 22 | Beverages, spirits and vinegar. | 0.73 | 1.23 | 67.48 |
| | | 10 | Cereals. | 0.00 | 1.07 | 2480255.44 |
| | | 73 | Articles of iron or steel. | 0.23 | 1.04 | 347.82 |
| | | 15 | Animal or vegetable fats and oils and their cleavage products; | 0.15 | 0.68 | 355.04 |
| | | 39 | Plastics and articles thereof. | 0.24 | 0.63 | 164.89 |
| | | 31 | Fertilisers. | 4.58 | 0.60 | -87.00 |
| | | 38 | Miscellaneous chemical products. | 0.08 | 0.26 | 212.10 |
| | | 72 | Iron and steel. | 0.05 | 0.22 | 332.97 |
| | | 33 | Essential oils and resinoids; perfumery, cosmetic | 0.03 | 0.16 | 371.67 |
| | | 94 | Furniture; bedding, mattresses, mattress supports, cushion, etc | 0.40 | 0.15 | -62.30 |
| | | 48 | Paper and paperboard; articles of paper pulp, of paper or of paperboard | 0.44 | 0.11 | -74.11 |
| | | 87 | Vehicles other than railway or tramway rolling-stock | 0.27 | 0.11 | -58.54 |
| | | 21 | Miscellaneous edible preparations. | 0.02 | 0.08 | 259.68 |
| | | 30 | Pharmaceutical products. | 6.57 | 0.07 | -98.95 |
| | | 32 | Tanning or dyeing extracts; tannins and their derivatives; dyes, pigments and other colouring matter; paints and varnishes; putty and other mastics; inks | 0.18 | 0.06 | -67.01 |

TABLE 8C: INTRA-EAC RE-EXPORTS OF MAJOR TWENTY PRODUCTS FOR 2015 COMPARED TO 2014,
(US\$ Millions)

| Partner state | Country of destination | Hs Level | Description of Goods | 2014 | 2015 | 2015/14 '% change |
|---------------|------------------------|----------|--|-------|-------|-------------------|
| | Rwanda | 4 digits | | | | |
| | | 2710 | Petroleum oils and oils obtained from bituminous minerals, other than crude; preparation | 16.44 | 10.78 | -34.40 |
| | | 6306 | Tarpaulins, etc; tents; sails; camping equipment | 0.00 | 2.40 | #DIV/0! |
| | | 1901 | Malt extract; food preparations of flour, etc , nes | 0.29 | 1.74 | 495.03 |
| | | 1005 | Maize(corn) | 0.00 | 1.07 | 2480255.44 |
| | | 7323 | Table, kitchen or household articles and parts thereof, of aluminium; pot scourers | 0.03 | 1.04 | 3293.93 |
| | | 2204 | Wine of fresh grapes, (incl. fortified wines) | 0.58 | 0.90 | 54.67 |
| | | 8517 | Electrical apparatus for line telephony or line telegraphy | 0.05 | 0.78 | 1631.12 |
| | | 8429 | Self-propelled bulldozers, angle dozers, graders, levellers, etc | 0.00 | 0.67 | #DIV/0! |
| | | 1511 | Palm oil and its fractions whether or not refined | 0.11 | 0.67 | 520.14 |
| | | 8544 | Insulated wire, cable, etc; optical fibre cables | 0.00 | 0.67 | 31003.61 |
| | | 3105 | Mineral or chemical fertilizers, nes; other fertilisers | 3.35 | 0.49 | -85.46 |
| | | 6301 | Blankets and travelling rugs | 0.00 | 0.47 | #DIV/0! |
| | | 8413 | Pumps for liquids; liquid elevators | 0.10 | 0.43 | 320.58 |
| | | 8507 | Electric accumulators (incl. separators thereof) | 0.00 | 0.36 | 42262.88 |
| | | 3918 | Floor, wall or ceiling coverings of plastics | 0.00 | 0.33 | #DIV/0! |
| | | 2208 | Undenatured ethyl alcohol of an alcoholic strength <80%; spirits, etc | 0.14 | 0.32 | 134.02 |
| | | 8537 | Boards. equipped with two or more apparatus | 0.02 | 0.24 | 1372.79 |
| | | 8443 | Printing machinery; machines for uses ancillary to printing | 0.02 | 0.23 | 1021.26 |
| | | 8502 | Electric generating sets and rotary converters | 0.17 | 0.23 | 32.44 |
| | | 3808 | Insecticides, rodenticides and similar products | 0.04 | 0.23 | 408.22 |
| | Burundi | 2 digits | | | | |
| | | 27 | Mineral fuels, mineral oils and products of their distillation | 8.93 | 9.00 | 0.80 |
| | | 31 | Fertilisers. | 5.55 | 5.03 | -9.40 |
| | | 19 | Preparations of cereals, flour, starch or milk; pastry cook's products | 0.13 | 1.17 | 771.24 |
| | | 21 | Miscellaneous edible preparations. | 0.54 | 0.59 | 8.21 |
| | | 39 | Plastics and articles thereof. | 0.08 | 0.36 | 359.15 |
| | | 15 | Animal or vegetable fats and oils and their cleavage products; | 0.11 | 0.30 | 186.90 |
| | | 30 | Pharmaceutical products. | 0.22 | 0.25 | 9.23 |
| | | 07 | Edible vegetables and certain roots and tubers. | 0.13 | 0.15 | 20.10 |
| | | 84 | Nuclear reactors, boilers, machinery and mechanical appliances | 0.30 | 0.14 | -55.36 |
| | | 73 | Articles of iron or steel. | 0.02 | 0.11 | 409.91 |
| | | 22 | Beverages, spirits and vinegar. | 0.06 | 0.11 | 71.22 |
| | | 63 | Other made up textile articles; sets; worn clothing | 0.00 | 0.08 | 3158.51 |
| | | 28 | Inorganic chemicals; organic or inorganic compound | 0.06 | 0.07 | 26.75 |
| | | 29 | Organic chemicals. | 0.02 | 0.05 | 167.03 |
| | | 38 | Miscellaneous chemical products. | 0.10 | 0.04 | -53.28 |
| | | 90 | Optical, photographic, cinematographic, measuring, etc instruments and apparatus | 0.08 | 0.04 | -43.32 |

TABLE 8C: INTRA-EAC RE-EXPORTS OF MAJOR TWENTY PRODUCTS FOR 2015 COMPARED TO 2014,
(US\$ Millions)

| Partner state | Country of destination | Hs Level | Description of Goods | 2014 | 2015 | 2015/14 '% change |
|---------------|------------------------|----------|---|-------|------|----------------------|
| | Burundi | 4 digits | | | | |
| | | 17 | Sugars and sugar confectionery. | 0.09 | 0.03 | -63.87 |
| | | 87 | Vehicles other than railway or tramway rolling-stock | 0.19 | 0.03 | -83.90 |
| | | 10 | Cereals. | 0.00 | 0.02 | 769.37 |
| | | 11 | Products of the milling industry; malt; starches; | 0.01 | 0.02 | 27.18 |
| | | 4 digits | | | | |
| | | 2710 | Petroleum oils and oils obtained from bituminous minerals, other than crude; preparation | 8.92 | 9.00 | 0.97 |
| | | 3105 | Mineral or chemical fertilisers, nes; other fertilisers | 4.98 | 4.11 | -17.50 |
| | | 1901 | Malt extract; food preparations of flour, etc , nes | 0.13 | 1.17 | 771.24 |
| | | 3102 | Mineral or chemical fertilizers, nitrogenous | 0.42 | 0.86 | 107.14 |
| | | 2106 | Food preparations not elsewhere specified or included | 0.54 | 0.59 | 8.21 |
| | | 1511 | Palm oil and its fractions whether or not refined | 0.11 | 0.30 | 186.90 |
| | | 3004 | Medicaments of mixed or unmixed products, for retail sale | 0.22 | 0.24 | 9.53 |
| | | 0713 | Dried leguminous vegetables, shelled | 0.13 | 0.15 | 20.10 |
| | | 3923 | Articles for conveyance or packing of goods, of plastics | 0.01 | 0.14 | 1420.76 |
| | | 7323 | Table, kitchen or household articles and parts thereof | 0.00 | 0.10 | #DIV/0! |
| | | 2208 | Undenatured ethyl alcohol of an alcoholic strength <80%; spirits, etc | 0.02 | 0.10 | 419.66 |
| | | 8414 | Air/vacuum pumps, air/gas compressors and fans; hoods with a fan | 0.02 | 0.08 | 399.22 |
| | | 6301 | Blankets and travelling rugs | 0.00 | 0.07 | #DIV/0! |
| | | 3104 | Mineral or chemical fertilizers, potassic | 0.00 | 0.06 | #DIV/0! |
| | | 3926 | Other articles of plastics, nes | 0.00 | 0.06 | 1131.82 |
| | | 3904 | Polymers of vinyl chloride and halogenated olefins | 0.00 | 0.05 | #DIV/0! |
| | | 3808 | Insecticides, rodenticides and similar products | 0.05 | 0.04 | -25.80 |
| | | 2903 | Halogenated derivatives of hydrocarbons | 0.00 | 0.03 | 1232.21 |
| | | 3924 | Tableware, kitchenware and toilet articles, of plastics | 0.00 | 0.03 | 535.37 |
| | | 1701 | Cane or beet sugar and chemically pure sucrose, in solid form | 0.09 | 0.03 | -66.85 |
| Rwanda | Kenya | 2 digits | | | | |
| | | 27 | Mineral fuels, mineral oils and products of their distillation; bituminous substances; mineral waxes | 12.34 | 9.40 | -23.81 |
| | | 85 | Electrical machinery and equipment and parts thereof; sound recorders and reproducers, television image and sound recorders and reproducers, and parts and accessories of such articles | 1.63 | 0.23 | -85.66 |
| | | 87 | Vehicles other than railway or tramway rollingstock, and parts and accessories thereof | 1.54 | 0.18 | -88.35 |
| | | 84 | Nuclear reactors, boilers, machinery and mechanical appliances; parts thereof | 16.75 | 0.10 | -99.42 |
| | | 70 | Ceramic products | 0.00 | 0.08 | 0.00 |
| | | 22 | Beverages, spirits and vinegar | 0.00 | 0.08 | 0.00 |
| | | 90 | Optical, photographic, cinematographic, measuring, checking, precision, medical or surgical instruments and apparatus; parts and accessories thereof | 0.35 | 0.05 | -86.71 |
| | | 42 | Articles of leather; saddlery and harness; travel goods, handbags and similar containers; articles of animal gut (other than silk-worm gut | 0.00 | 0.04 | 0.00 |
| | | 24 | Tobacco and manufactured tobacco substitutes | 0.00 | 0.03 | 0.00 |
| | | 71 | Natural or cultured pearls, precious or semi-precious stones, precious metals, metals clad with precious metal, and articles thereof; imitation jewellery; coin | 0.00 | 0.03 | 0.00 |
| | | 39 | Plastics and articles thereof | 0.00 | 0.02 | 5076.25 |

TABLE 8C: INTRA-EAC RE-EXPORTS OF MAJOR TWENTY PRODUCTS FOR 2015 COMPARED TO 2014,
(US\$ Millions)

| Partner state | Country of destination | Hs Level | Description of Goods | 2014 | 2015 | 2015/14 % change |
|---------------|------------------------|----------|--|-------|------|------------------|
| Rwanda | Kenya | 4 digits | | | | |
| | | 73 | Articles of iron or steel | 1.14 | 0.02 | -98.62 |
| | | 48 | Paper and paperboard; articles of paper pulp, of paper or of paperboard | 0.00 | 0.01 | 0.00 |
| | | 61 | Articles of apparel and clothing accessories, knitted or crocheted | 0.00 | 0.01 | 0.00 |
| | | 62 | Articles of apparel and clothing accessories, not knitted or crocheted | 0.00 | 0.01 | 0.00 |
| | | 76 | Aluminium and articles thereof | 0.00 | 0.01 | 16294.37 |
| | | 91 | Clocks and watches and parts thereof | 0.00 | 0.01 | 0.00 |
| | | 95 | Toys, games and sports requisites; parts and accessories thereof | 0.00 | 0.01 | 0.00 |
| | | 65 | Headgear and parts thereof | 0.00 | 0.00 | 0.00 |
| | | 96 | Miscellaneous manufactured articles | 0.00 | 0.00 | 0.00 |
| | | 4 digits | | | | |
| | | 2710 | Petroleum oils and oils obtained from bituminous minerals, other than crude; preparation | 12.34 | 9.40 | -23.81 |
| | | 8531 | Electric sound or visual signalling apparatus (for example, bells, sirens, etc) | 0.01 | 0.18 | 1418.74 |
| | | 8705 | Special purpose motor vehicles, other than those principally designed for the transport of persons | 1.40 | 0.14 | -90.29 |
| | | 2208 | Undenatured ethyl alcohol of an alcoholic strength by volume of less than 80 % vol; spirits, etc | 0.00 | 0.08 | 0.00 |
| | | 7010 | Carboys, bottles, flasks, jars, pots, phials, ampoules and other containers, of glass | 0.00 | 0.08 | 0.00 |
| | | 8413 | Pumps for liquids, whether or not fitted with a measuring device; liquid elevators. | 0.00 | 0.05 | 0.00 |
| | | 9004 | Spectacles, goggles and the like, corrective, protective or other. | 0.00 | 0.04 | 0.00 |
| | | 4202 | Trunks, suit-cases, vanity-cases, executive-cases, brief-cases, school satchels | 0.00 | 0.04 | 0.00 |
| | | 8415 | Air conditioning machines, comprising a motor-driven fan and elements for changing the temperature | 0.01 | 0.03 | 419.74 |
| | | 2402 | Cigars, cheroots, cigarillos and cigarettes, of tobacco or of tobacco substitutes. | 0.00 | 0.03 | 0.00 |
| | | 7117 | Imitation jewellery. | 0.00 | 0.03 | 0.00 |
| | | 8525 | Transmission apparatus for radio-telephony, radio-telegraphy, radio-broadcasting or telegraphy | 0.23 | 0.02 | -89.81 |
| | | 8703 | Motor cars and other motor vehicles principally designed for the transport of persons | 0.04 | 0.02 | -48.73 |
| | | 8704 | Motor vehicles for the transport of goods. | 0.00 | 0.02 | 0.00 |
| | | 3923 | Articles for the conveyance or packing of goods, of plastics; stoppers, lids, caps | 0.00 | 0.02 | 0.00 |
| | | 8517 | Electrical apparatus for line telephony or line telegraphy, including line telephone set | 0.05 | 0.02 | -59.27 |
| | | 4820 | Registers, account books, note books, order books, receipt books, letter pads, memorandums | 0.00 | 0.01 | 0.00 |
| | | 8423 | Weighing machinery (excluding balances of a sensitivity of 5 cg or better) | 0.00 | 0.01 | 0.00 |
| | | 9010 | Apparatus and equipment for photographic (including cinematographic) laboratories | 0.00 | 0.01 | 26097.27 |
| | | 7311 | Containers for compressed or liquefied gas, of iron or steel. | 0.00 | 0.01 | 238.08 |

TABLE 8C: INTRA-EAC RE-EXPORTS OF MAJOR TWENTY PRODUCTS FOR 2015 COMPARED TO 2014,
(US\$ Millions)

| Partner state | Country of destination | Hs Level | Description of Goods | 2014 | 2015 | 2015/14 '% change |
|---------------|------------------------|----------|---|------|------|-------------------|
| | Tanzania | 2 digits | | | | |
| | | 87 | Vehicles other than railway or tramway rollingstock, and parts and accessories thereof | 0.18 | 0.07 | -59.15 |
| | | 85 | Electrical machinery and equipment and parts thereof; sound recorders and reproducers, television image and sound recorders and reproducers, and parts and accessories of such articles | 0.02 | 0.04 | 111.16 |
| | | 84 | Nuclear reactors, boilers, machinery and mechanical appliances; parts thereof | 0.20 | 0.04 | -82.62 |
| | | 27 | Mineral fuels, mineral oils and products of their distillation; bituminous substances; mineral waxes | 0.00 | 0.00 | 518.29 |
| | | 83 | Miscellaneous articles of base metal | 0.00 | 0.00 | 22.64 |
| | | 73 | Articles of iron or steel | 0.00 | 0.00 | -76.26 |
| | | 39 | Plastics and articles thereof | 0.00 | 0.00 | -60.28 |
| | | 48 | Paper and paperboard; articles of paper pulp, of paper or of paperboard | 0.00 | 0.00 | -81.31 |
| | | 82 | Tools, implements, cutlery, spoons and forks, of base metal; parts thereof of base metal | 0.00 | 0.00 | -73.80 |
| | | 90 | Optical, photographic, cinematographic, measuring, checking, precision, medical or surgical instruments and apparatus; parts and accessories thereof | 0.00 | 0.00 | 0.00 |
| | | 69 | Ceramic products | 0.15 | 0.00 | -100.00 |
| | | 26 | Ores, slag and ash | 0.05 | 0.00 | -100.00 |
| | | 92 | Musical instruments; parts and accessories of such articles | 0.01 | 0.00 | -100.00 |
| | | 09 | Coffee, tea, mate and spices | 0.01 | 0.00 | -100.00 |
| | | 65 | Headgear and parts thereof | 0.00 | 0.00 | 0.00 |
| | | 63 | Other made up textile articles; sets; worn clothing and worn textile articles; rags | 0.00 | 0.00 | 0.00 |
| | | 76 | Aluminium and articles thereof | 0.00 | 0.00 | 0.00 |
| | | 4 digits | | | | |
| | | 8704 | Motor vehicles for the transport of goods. | 0.07 | 0.07 | -2.40 |
| | | 8502 | Electric generating sets and rotary converters. | 0.00 | 0.04 | 0.00 |
| | | 8429 | Self-propelled bulldozers, angle dozers, graders, levellers, scrapers, mechanical shovels | 0.00 | 0.02 | 0.00 |
| | | 8425 | Pulley tackles and hoists other than skip hoists; winches and capstans; jacks. | 0.00 | 0.01 | 8966.76 |
| | | 8703 | Motor cars and other motor vehicles principally designed for the transport of persons | 0.09 | 0.00 | -95.38 |
| | | 8468 | Machinery and apparatus for soldering, brazing or welding, whether or not capable of cutting | 0.00 | 0.00 | 285.51 |
| | | 2710 | Petroleum oils and oils obtained from bituminous minerals, other than crude; preparation | 0.00 | 0.00 | 518.29 |
| | | 8515 | Electric (including electrically heated gas), laser or other light or photon beam, ultra | 0.00 | 0.00 | 0.00 |
| | | 8708 | Parts and accessories of the motor vehicles of headings 87.01 to 87.05. | 0.00 | 0.00 | 0.00 |
| | | 7309 | Reservoirs, tanks, vats and similar containers for any material (other than compressed) | 0.00 | 0.00 | 0.00 |

TABLE 8C: INTRA-EAC RE-EXPORTS OF MAJOR TWENTY PRODUCTS FOR 2015 COMPARED TO 2014, (US\$ Millions)

| Partner state | Country of destination | Hs Level | Description of Goods | 2014 | 2015 | 2015/14 '% change |
|---------------|------------------------|----------|--|------|------|----------------------|
| | Tanzania | 4 digits | | | | |
| | | 8311 | Wire, rods, tubes, plates, electrodes and similar products, of base metal | 0.00 | 0.00 | 0.00 |
| | | 3917 | Tubes, pipes and hoses, and fittings thereof (for example, joints, elbows, flanges) | 0.00 | 0.00 | -60.28 |
| | | 8301 | Padlocks and locks (key, combination or electrically operated), of base metal; clasps | 0.00 | 0.00 | 0.00 |
| | | 8305 | Fittings for loose-leaf binders or files, letter clips, letter corners, paper clips, etc | 0.00 | 0.00 | -77.35 |
| | | 8509 | Electro-mechanical domestic appliances, with self-contained electric motor. | 0.00 | 0.00 | -93.07 |
| | | 8309 | Stoppers, caps and lids (including crown corks, screw caps and pouring stoppers) | 0.00 | 0.00 | 0.00 |
| | | 4820 | Registers, account books, note books, order books, receipt books, letter pads, memorandums | 0.00 | 0.00 | -81.31 |
| | | 8204 | Hand-operated spanners and wrenches (including torque meter wrenches) | 0.00 | 0.00 | 0.00 |
| | | 9024 | Machines and appliances for testing the hardness, strength, compressibility, elasticity | 0.00 | 0.00 | 0.00 |
| | | 8437 | Machines for cleaning, sorting or grading seed, grain or dried leguminous vegetables | 0.20 | 0.00 | -100.00 |
| | Uganda | 2 digits | | | | |
| | | 87 | Vehicles other than railway or tramway rollingstock, and parts and accessories thereof | 0.20 | 0.24 | 18.11 |
| | | 84 | Nuclear reactors, boilers, machinery and mechanical appliances; parts thereof | 1.45 | 0.07 | -95.12 |
| | | 85 | Electrical machinery and equipment and parts thereof; sound recorders and reproducers, television image and sound recorders and reproducers, and parts and accessories of such articles | 0.01 | 0.07 | 945.80 |
| | | 10 | Cereals | 0.00 | 0.05 | 0.00 |
| | | 90 | Optical, photographic, cinematographic, measuring, checking, precision, medical or surgical instruments and apparatus; parts and accessories thereof | 0.00 | 0.04 | 83539.00 |
| | | 89 | Ships, boats and floating structures | 0.00 | 0.03 | 0.00 |
| | | 70 | Ceramic products | 0.00 | 0.02 | 146045.22 |
| | | 94 | Furniture; bedding, mattresses, mattress supports, cushions and similar stuffed furnishings; lamps and lighting fittings, not elsewhere specified or included; illuminated signs, illuminated name-plates and the like | 0.00 | 0.02 | 527.69 |
| | | 33 | Essential oils and resinoids; perfumery, cosmetic or toilet preparations | 0.08 | 0.01 | -83.59 |
| | | 22 | Beverages, spirits and vinegar | 0.03 | 0.01 | -55.14 |
| | | 39 | Plastics and articles thereof | 0.00 | 0.01 | 87913.36 |
| | | 49 | Printed books, newspapers, pictures and other products of the printing industry; manuscripts, typescripts and plans | 0.03 | 0.01 | -82.74 |
| | | 92 | Musical instruments; parts and accessories of such articles | 0.00 | 0.01 | 0.00 |
| | | 63 | Other made up textile articles; sets; worn clothing and worn textile articles; rags | 0.00 | 0.00 | 2138.73 |
| | | 96 | Miscellaneous manufactured articles | 0.00 | 0.00 | 9014.37 |
| | | 69 | Ceramic products | 0.00 | 0.00 | 0.00 |
| | | 30 | Pharmaceutical products | 0.00 | 0.00 | 0.00 |
| | | 19 | Preparations of cereals, flour, starch or milk; pastry cooks' products | 0.00 | 0.00 | 0.00 |
| | | 73 | Articles of iron or steel | 0.04 | 0.00 | -99.99 |
| | | 61 | Articles of apparel and clothing accessories, knitted or crocheted | 0.00 | 0.00 | -98.29 |

TABLE 8C: INTRA-EAC RE-EXPORTS OF MAJOR TWENTY PRODUCTS FOR 2015 COMPARED TO 2014, (US\$ Millions)

| Partner state | Country of destination | Hs Level | Description of Goods | 2014 | 2015 | 2015/14 % change |
|---------------|------------------------|----------|---|------|------|------------------|
| | Uganda | 4 digits | | | | |
| | | 8703 | Motor cars and other motor vehicles principally designed for the transport of persons | 0.03 | 0.15 | 377.46 |
| | | 8525 | Transmission apparatus for radio-telephony, radio-telegraphy, radio-broadcasting or telegraphy | 0.00 | 0.06 | 7459.87 |
| | | 8704 | Motor vehicles for the transport of goods. | 0.04 | 0.06 | 53.04 |
| | | 8427 | Fork-lift trucks; other works trucks fitted with lifting or handling equipment. | 0.04 | 0.06 | 42.44 |
| | | 1006 | Rice. | 0.00 | 0.05 | 0.00 |
| | | 8904 | Tugs and pusher craft. | 0.00 | 0.03 | 0.00 |
| | | 8711 | Motorcycles (including mopeds) and cycles fitted with an auxiliary motor | 0.04 | 0.03 | -27.31 |
| | | 7010 | Carboys, bottles, flasks, jars, pots, phials, ampoules and other containers, of glass | 0.00 | 0.02 | 0.00 |
| | | 9403 | Other furniture and parts thereof. | 0.00 | 0.02 | 982.84 |
| | | 9023 | Instruments, apparatus and models, designed for demonstrational purposes | 0.00 | 0.01 | 0.00 |
| | | 9015 | Surveying (including photogrammetrical surveying), hydrographic, oceanographic, etc | 0.00 | 0.01 | 0.00 |
| | | 2203 | Beer made from malt. | 0.00 | 0.01 | 0.00 |
| | | 3304 | Beauty or make-up preparations and preparations for the care of the skin (other than medicinal) | 0.00 | 0.01 | 618.27 |
| | | 9013 | Liquid crystal devices not constituting articles provided for more specifically in other | 0.00 | 0.01 | 0.00 |
| | | 3923 | Articles for the conveyance or packing of goods, of plastics; stoppers, lids, caps | 0.00 | 0.01 | 236136.32 |
| | | 8471 | Automatic data processing machines and units thereof; magnetic or optical readers, machines and units thereof | 0.01 | 0.01 | -2.86 |
| | | 8473 | Parts and accessories (other than covers, carrying cases and the like) suitable for use | 0.00 | 0.01 | 0.00 |
| | | 4911 | Other printed matter, including printed pictures and photographs. | 0.00 | 0.01 | 26334.85 |
| | | 9207 | Musical instruments, the sound of which is produced, or must be amplified, electrically | 0.00 | 0.01 | 0.00 |
| | | 8511 | Electrical ignition or starting equipment of a kind used for spark-ignition or compression | 0.00 | 0.00 | 0.00 |
| | Burundi | 2 digits | | | | |
| | | 27 | Mineral fuels, mineral oils and products of their distillation; bituminous substances; mineral waxes | 0.72 | 4.49 | 520.81 |
| | | 87 | Vehicles other than railway or tramway rolling-stock, and parts and accessories thereof | 6.43 | 3.48 | -45.90 |
| | | 84 | Nuclear reactors, boilers, machinery and mechanical appliances; parts thereof | 0.36 | 1.03 | 183.49 |
| | | 21 | Miscellaneous edible preparations | 0.08 | 0.13 | 62.98 |
| | | 85 | Electrical machinery and equipment and parts thereof; sound recorders and reproducers, television image and sound recorders and reproducers, and parts and accessories of such articles | 0.08 | 0.12 | 56.02 |
| | | 33 | Essential oils and resinoids; perfumery, cosmetic or toilet preparations | 0.00 | 0.09 | 0.00 |
| | | 90 | Optical, photographic, cinematographic, measuring, checking, precision, medical or surgical instruments and apparatus; parts and accessories thereof | 0.00 | 0.05 | 11131.90 |
| | | 17 | Sugars and sugar confectionery | 0.01 | 0.04 | 390.87 |
| | | 48 | Paper and paperboard; articles of paper pulp, of paper or of paperboard | 0.00 | 0.03 | 820.74 |
| | | 42 | Articles of leather; saddlery and harness; travel goods, handbags and similar containers; articles of animal gut (other than silk-worm gut | 0.00 | 0.01 | 8323.16 |

TABLE 8C: INTRA-EAC RE-EXPORTS OF MAJOR TWENTY PRODUCTS FOR 2015 COMPARED TO 2014,
(US\$ Millions)

| Partner state | Country of destination | Hs Level | Description of Goods | 2014 | 2015 | 2015/14 '% change |
|---------------|------------------------|----------|---|------|------|----------------------|
| | Burundi | 4 digits | | | | |
| | | 96 | Miscellaneous manufactured articles | 0.00 | 0.01 | 7063.89 |
| | | 39 | Plastics and articles thereof | 0.01 | 0.01 | -9.43 |
| | | 92 | Musical instruments; parts and accessories of such articles | 0.00 | 0.00 | 401.53 |
| | | 55 | Man-made staple fibres | 0.00 | 0.00 | 0.00 |
| | | 30 | Pharmaceutical products | 0.00 | 0.00 | 6.39 |
| | | 61 | Articles of apparel and clothing accessories, knitted or crocheted | 0.00 | 0.00 | 321.19 |
| | | 22 | Beverages, spirits and vinegar | 0.00 | 0.00 | 0.00 |
| | | 64 | Footwear, gaiters and the like; parts of such articles | 0.00 | 0.00 | 38.33 |
| | | 82 | Tools, implements, cutlery, spoons and forks, of base metal; parts thereof of base metal | 0.00 | 0.00 | -22.58 |
| | | 44 | Wood and articles of wood; wood charcoal | 0.00 | 0.00 | 0.00 |
| | | 4 digits | | | | |
| | | 2710 | Petroleum oils and oils obtained from bituminous minerals, other than crude; preparation | 0.72 | 4.49 | 527.28 |
| | | 8703 | Motor cars and other motor vehicles principally designed for the transport of persons | 5.10 | 2.37 | -53.55 |
| | | 8429 | Self-propelled bulldozers, angle dozers, graders, levellers, scrapers, mechanical shovels | 0.03 | 0.63 | 2137.19 |
| | | 8704 | Motor vehicles for the transport of goods. | 0.49 | 0.51 | 4.31 |
| | | 8705 | Special purpose motor vehicles, other than those principally designed for the transport | 0.00 | 0.29 | 0.00 |
| | | 8428 | Other lifting, handling, loading or unloading machinery (for example, lifts, escalators, | 0.00 | 0.20 | 0.00 |
| | | 8702 | Motor vehicles for the transport of ten or more persons, including the driver. | 0.82 | 0.20 | -75.30 |
| | | 2103 | Sauces and preparations thereof; mixed condiments and mixed seasonings; mustard flour | 0.08 | 0.13 | 62.98 |
| | | 8415 | Air conditioning machines, comprising a motor-driven fan and elements for changing the t | 0.18 | 0.10 | -45.46 |
| | | 8701 | Tractors (other than tractors of heading 87.09). | 0.00 | 0.08 | 6180.26 |
| | | 8413 | Pumps for liquids, whether or not fitted with a measuring device; liquid elevators. | 0.00 | 0.06 | 0.00 |
| | | 3303 | Perfumes and toilet waters. | 0.00 | 0.06 | 0.00 |
| | | 8502 | Electric generating sets and rotary converters. | 0.00 | 0.05 | 0.00 |
| | | 9018 | Instruments and appliances used in medical, surgical, dental or veterinary sciences | 0.00 | 0.05 | 0.00 |
| | | 1704 | Sugar confectionery (including white chocolate), not containing cocoa. | 0.00 | 0.04 | 0.00 |
| | | 8503 | Parts suitable for use solely or principally with the machines of heading 85.01 or 85.02 | 0.00 | 0.03 | 0.00 |
| | | 3304 | Beauty or make-up preparations and preparations for the care of the skin (other than medicinal) | 0.00 | 0.03 | 0.00 |
| | | 4818 | Toilet paper and similar paper, cellulose wadding or webs of cellulose fibres, etc | 0.00 | 0.03 | 46245.70 |
| | | 8528 | Reception apparatus for television, whether or not incorporating radio-broadcast receiver | 0.07 | 0.02 | -63.66 |
| | | 8474 | Machinery for sorting, screening, separating, washing, crushing, grinding, mixing,etc | 0.00 | 0.02 | 0.00 |

TABLE 8C: INTRA-EAC RE-EXPORTS OF MAJOR TWENTY PRODUCTS FOR 2015 COMPARED TO 2014,
(US\$ Millions)

| Partner state | Country of destination | Hs Level | Description of Goods | 2014 | 2015 | 2015/14 '% change |
|---------------|------------------------|----------|--|-------|------|-------------------|
| Tanzania | Kenya | 2Digit | | | | |
| | | 87 | Vehicles other than railway/tramway roll-stock, parts & accessories | 3.27 | 6.58 | 101.55 |
| | | 84 | Nuclear reactors, boilers, machinery & mechanical appliance; parts | 5.60 | 9.74 | 73.79 |
| | | 27 | Mineral fuels, oils & product of their distillation; etc | 30.13 | 9.73 | (67.70) |
| | | 89 | Ships, boats and floating structures | 67.03 | 1.31 | (98.04) |
| | | 90 | Optical, photography, cinematography, measuring, checking, precision, etc instruments and apparatus; parts and accessories thereof | 0.73 | 0.94 | 29.89 |
| | | 85 | Electrical machinery equipment parts thereof; sound recorder, etc | 1.35 | 0.71 | (46.94) |
| | | 70 | Glass and glassware | 0.40 | 0.20 | (51.22) |
| | | 73 | Articles of iron and steel | 0.17 | 0.19 | 14.22 |
| | | 39 | Plastics and articles thereof | 0.31 | 0.13 | (57.31) |
| | | 94 | Furniture; bedding, mattress, mattress support, cushion etc | 0.03 | 0.11 | 241.61 |
| | | 28 | Inorganic chemicals; compounds of precious metals, radioactive elements, etc | 0.00 | 0.10 | 24,301.04 |
| | | 34 | Soap, organic surface-active agents, washing preparations, etc | 0.00 | 0.10 | 1,926.79 |
| | | 38 | Miscellaneous chemical products | 0.01 | 0.06 | 511.89 |
| | | 86 | Railway/tramway locomotives, rolling-stock & parts thereof; etc | 0.11 | 0.06 | (45.06) |
| | | 22 | Beverages, spirits and vinegar | 0.01 | 0.04 | 516.16 |
| | | 40 | Rubber and articles thereof | 0.05 | 0.02 | (60.31) |
| | | 72 | Iron and steel | 0.14 | 0.02 | (87.01) |
| | | 82 | Tool, implement, cutlery, spoon & fork, of base metal,etc | 0.12 | 0.01 | (87.90) |
| | | 31 | Fertilisers | 0.00 | 0.01 | |
| | | 25 | Salt; sulphur; earth & stone; plastering material; lime & cement | 0.00 | 0.01 | 64,826.78 |
| | | 4Digits | | | | |
| | | 8704 | Motor vehicles for the transport of goods | 1.97 | 4.16 | 111.33 |
| | | 2711 | Petroleum gases and other gaseous hydrocarbons | 29.95 | 9.70 | (67.61) |
| | | 8429 | Self-propelled bulldozers, angle dozers, graders, levellers, etc | 2.64 | 2.52 | (4.73) |
| | | 8426 | Derricks; cranes; mobile lifting frames... trucks fitted with a crane | 0.00 | 2.07 | |
| | | 8479 | Machines and mechanical appliances, having individual functions, nes | 0.20 | 1.73 | 755.26 |
| | | 8414 | Air/vacuum pumps, air/gas compressors and fans; hoods with a fan | 0.15 | 1.16 | 652.43 |
| | | 8431 | Parts suitable for use with the machinery of 84.25 to 84.30 | 0.46 | 1.09 | 135.94 |
| | | 8701 | Tractors (excl. tractors of 87.09) | 0.05 | 0.97 | 1,689.60 |
| | | 9015 | Surveying, hydrographic, oceanographic... instruments/ appliances, nes | 0.55 | 0.83 | 49.62 |
| | | 8905 | Light-vessels, fire-floats, etc; floating docks, platforms for drilling | 67.03 | 0.66 | (99.01) |
| | | 8906 | Other vessels | 0.00 | 0.65 | |
| | | 8474 | Machinery for sorting, agglomerating earth, stone, ores, etc | 0.67 | 0.46 | (30.74) |
| | | 8702 | Public-transport type passenger motor vehicles | 0.00 | 0.40 | |
| | | 8703 | Motor cars and other motor vehicles for the transport of persons | 0.37 | 0.37 | 0.14 |
| | | 8716 | Trailers and semi-trailers; other vehicles, not mechanically propelled | 0.08 | 0.36 | 367.76 |
| | | 8705 | Special purpose motor vehicles (eg crane, fire-fighting, etc, vehicles) | 0.44 | 0.25 | (43.75) |
| | | 8502 | Electric generating sets and rotary converters | 0.42 | 0.23 | (46.59) |

TABLE 8C: INTRA-EAC RE-EXPORTS OF MAJOR TWENTY PRODUCTS FOR 2015 COMPARED TO 2014,
(US\$ Millions)

| Partner state | Country of destination | Hs Level | Description of Goods | 2014 | 2015 | 2015/14 '% change |
|---------------|------------------------|----------|--|------|------|-------------------|
| Tanzania | Kenya | 2Digit | | | | |
| | | 7010 | Carboys, bottles, flasks... ampoules, etc; stoppers, lids, of glass | 0.40 | 0.20 | (51.49) |
| | | 8424 | Appliances for spraying...liquids/powder; fire extinguishers, etc | 0.00 | 0.16 | 6,253.30 |
| | | 8501 | Electric motors and generators (excl. generating sets) | 0.04 | 0.15 | 253.53 |
| | Uganda | 2Digit | | | | |
| | | 27 | Mineral fuels, oils & product of their distillation; etc | 4.98 | 1.22 | (75.51) |
| | | 10 | Cereals | 0.00 | 1.19 | |
| | | 84 | Nuclear reactors, boilers, machinery & mechanical appliance; parts | 2.67 | 1.14 | (57.14) |
| | | 87 | Vehicles other than railway/tramway roll-stock, parts & accessories | 2.95 | 0.71 | (75.95) |
| | | 79 | Zinc and articles thereof | 0.07 | 0.53 | 635.89 |
| | | 85 | Electrical machinery equipment parts thereof; sound recorder etc | 0.33 | 0.48 | 47.05 |
| | | 88 | Aircraft, spacecraft, and parts of | 0.00 | 0.27 | |
| | | 90 | Optical, photographic, cinematography, measuring, checking, precision, etc instruments and apparatus | 0.61 | 0.22 | (64.18) |
| | | 73 | Articles of iron and steel | 0.14 | 0.07 | (48.41) |
| | | 04 | Dairy products; birds' eggs; natural honey; edible products nes | 0.00 | 0.07 | 22,642.17 |
| | | 48 | Paper & paperboard; art of paper pulp, paper/paperboard | 0.00 | 0.07 | 828,986.80 |
| | | 17 | Sugars and sugar confectionery | 0.00 | 0.03 | |
| | | 76 | Aluminium and articles thereof | 0.00 | 0.03 | 50,550.12 |
| | | 63 | Other made up textile articles; sets; worn clothing etc | 0.18 | 0.01 | (92.25) |
| | | 94 | Furniture; bedding, mattress, mattress support, cushion. etc | 0.00 | 0.01 | 1,302.47 |
| | | 39 | Plastics and articles thereof | 0.17 | 0.01 | (94.13) |
| | | 86 | Railway/tramway locomotives, rolling-stock & parts thereof; etc | 0.02 | 0.01 | (65.31) |
| | | 22 | Beverages, spirits and vinegar | 0.00 | 0.01 | 75,981.31 |
| | | 65 | Umbrellas, walking-sticks, seat-sticks, whips, etc | 0.00 | 0.00 | 2,553.36 |
| | | 30 | Pharmaceutical products | 0.00 | 0.00 | 1,799.82 |
| | | 4Digits | | | | |
| | | 2711 | Petroleum gases and other gaseous hydrocarbons | 4.44 | 1.22 | (72.52) |
| | | 1001 | Wheat and meslin | 0.00 | 1.18 | |
| | | 7901 | Unwrought zinc | 0.00 | 0.53 | |
| | | 8429 | Self-propelled bulldozers, angle dozers, graders, levellers, etc | 0.62 | 0.50 | (19.52) |
| | | 8502 | Electric generating sets and rotary converters | 0.02 | 0.35 | 1,477.68 |
| | | 8430 | Earth moving... machinery, nes; pile-drivers/extractors; snow-ploughs | 0.44 | 0.30 | (31.69) |
| | | 8701 | Tractors (excl. tractors of 87.09) | 0.18 | 0.29 | 65.97 |
| | | 8803 | Parts of goods of 88.01 or 88.02 | 0.00 | 0.27 | |
| | | 8704 | Motor vehicles for the transport of goods | 2.04 | 0.22 | (89.18) |
| | | 9015 | Surveying, hydrographic, oceanographic... Instruments/appliances, nes | 0.58 | 0.21 | (63.79) |
| | | 8703 | Motor cars and other motor vehicles for the transport of persons | 0.39 | 0.11 | (72.81) |
| | | 8711 | Motorcycles (incl. mopeds) and cycles fitted with an auxiliary motor | 0.00 | 0.07 | |
| | | 8426 | Derricks; cranes; mobile lifting frames... Trucks fitted with a crane | 0.00 | 0.07 | |
| | | 0402 | Milk and cream, concentrated or sweetened | 0.00 | 0.07 | 22,642.17 |

TABLE 8C: INTRA-EAC RE-EXPORTS OF MAJOR TWENTY PRODUCTS FOR 2015 COMPARED TO 2014,
(US\$ Millions)

| Partner state | Country of destination | Hs Level | Description of Goods | 2014 | 2015 | 2015/14 '% change |
|---------------|------------------------|----------|---|------|------|-------------------|
| | Uganda | 4Digit | | | | |
| | | 4801 | Newsprint,in rolls or sheets | 0.00 | 0.07 | |
| | | 8501 | Electric motors and generators (excl. generating sets) | 0.00 | 0.06 | 36,845.68 |
| | | 8431 | Parts suitable for use with the machinery of 84.25 to 84.30 | 0.62 | 0.06 | (91.09) |
| | | 8467 | Tools for working in the hand, pneumatic or with non-electric motor | 0.00 | 0.05 | 32,310.51 |
| | | 7326 | Other articles of iron or steel | 0.00 | 0.05 | 7,264.36 |
| | | 8473 | Parts and accessories suitable for machines of 84.69 to 84.72 | 0.32 | 0.04 | (87.58) |
| | Rwanda | 2Digit | | | | |
| | | 27 | Mineral fuels, oils & product of their distillation, etc | 1.49 | 0.48 | (67.55) |
| | | 72 | Iron and steel | 1.25 | 0.17 | (86.62) |
| | | 87 | Vehicles other than railway/tramway roll-stock, parts & accessories | 0.20 | 0.04 | (81.19) |
| | | 22 | Beverages, spirits and vinegar | 0.07 | 0.03 | (51.91) |
| | | 73 | Articles of iron and steel | 0.64 | 0.02 | (97.63) |
| | | 69 | Ceramic products | 0.12 | 0.01 | (90.46) |
| | | 84 | Nuclear reactors, boilers, machinery & mechanical appliance; parts | 0.79 | 0.00 | (99.62) |
| | | 40 | Rubber and articles thereof | 0.08 | 0.00 | (99.74) |
| | | 53 | Other vegetable textile fibres; paper yarn & woven fabrics of paper yarn | 0.00 | 0.00 | |
| | | 59 | Impregnated, coated, cover/laminated textile fabric, etc | 0.02 | 0.00 | (98.91) |
| | | 36 | Explosives; pyrotechnic products; matches; pyro alloy, etc | 0.72 | 0.00 | (100.00) |
| | | 28 | Inorganic chemicals; compounds of precious metals, radioactive elements, etc | 0.05 | 0.00 | (100.00) |
| | | 48 | Paper & paperboard; art of paper pulp, paper/paperboard | 0.00 | 0.00 | (100.00) |
| | | 44 | Wood and articles of wood; wood charcoal | 0.01 | 0.00 | (100.00) |
| | | 90 | Optical photography, cinematography, measuring, checking, precision, etc instruments and apparatus; parts and accessories thereof | 0.03 | 0.00 | (100.00) |
| | | 31 | Fertilisers | 3.85 | 0.00 | (100.00) |
| | | 25 | Salt; sulphur; earth & stone; plastering material; lime & cement | 0.18 | 0.00 | (100.00) |
| | | 76 | Aluminium and articles thereof | 0.67 | 0.00 | (100.00) |
| | | 85 | Electrical machinery equipment parts thereof; sound recorder, etc | 6.11 | 0.00 | (100.00) |
| | | 39 | Plastics and articles thereof | 0.14 | 0.00 | (100.00) |
| | | 4Digits | | | | |
| | | 2710 | Petroleum oils and oils obtained from bituminous minerals, other than crude | 0.00 | 0.28 | |
| | | 2711 | Petroleum gases and other gaseous hydrocarbons | 0.98 | 0.20 | - |
| | | 7214 | Iron/steel bars and rods, forged, etc (incl. twisted), uncoiled | 0.00 | 0.17 | |
| | | 8704 | Motor vehicles for the transport of goods | 0.01 | 0.04 | 372.89 |
| | | 2202 | Waters (incl. mineral and aerated), with added sugar...(incl. sweetened) | 0.03 | 0.02 | (39.80) |
| | | 2203 | Beer made from malt | 0.04 | 0.02 | (60.10) |
| | | 7311 | Containers for compressed or liquefied gas, of iron or steel | 0.00 | 0.01 | |
| | | 6908 | Glazed ceramic flags, paving, hearth or wall tiles; mosaic cubes, etc | 0.02 | 0.01 | (45.71) |
| | | 8428 | Other lifting, handling, loading or unloading machinery | 0.00 | 0.00 | 51,309.46 |
| | | 8432 | Machinery for soil preparation/cultivation; lawn/sports-ground rollers | 0.00 | 0.00 | |

TABLE 8C: INTRA-EAC RE-EXPORTS OF MAJOR TWENTY PRODUCTS FOR 2015 COMPARED TO 2014,
(US\$ Millions)

| Partner state | Country of destination | Hs Level | Description of Goods | 2014 | 2015 | 2015/14 '% change |
|---------------|------------------------|----------|--|------|------|-------------------|
| | Rwanda | 2 digits | | | | |
| | | 8474 | Machinery for sorting..., agglomerating... earth, stone, ores, etc | 0.01 | 0.00 | (96.64) |
| | | 5911 | Textile products and articles, for technical uses, specified in note 7 | 0.02 | 0.00 | (98.91) |
| | | 8430 | Earth moving... machinery, nes; pile-drivers/extractors; snow-ploughs | 0.11 | 0.00 | (99.82) |
| | | 4011 | New pneumatic tyres, of rubber | 0.00 | 0.00 | (88.43) |
| | | 5310 | Woven fabrics of jute or of other textile bast fibres, of 53.03 | 0.00 | 0.00 | |
| | | 7315 | Chain and parts thereof, of iron or steel | 0.00 | 0.00 | |
| | | 8544 | Insulated wire, cable, etc; optical fibre cables | 0.04 | 0.00 | (100.00) |
| | | 8437 | Machines for cleaning... seed...; milling... machinery | 0.01 | 0.00 | (100.00) |
| | | 8424 | Appliances for spraying...liquids/powder; fire extinguishers, etc | 0.00 | 0.00 | (100.00) |
| | | 2520 | Gypsum; anhydrite; plasters | 0.01 | 0.00 | (100.00) |
| | Burundi | 2Digit | | | | |
| | | 27 | Mineral fuels, oils & product of their distillation; etc | 1.52 | 1.10 | (27.53) |
| | | 87 | Vehicles other than railway/tramway roll-stock, parts & accessories | 0.95 | 0.34 | (63.78) |
| | | 15 | Animal/vegetable fats & oil & their cleavage products; etc | 0.00 | 0.28 | |
| | | 84 | Nuclear reactors, boilers, machinery & mechanical appliance; parts | 7.22 | 0.21 | (97.03) |
| | | 22 | Beverages, spirits and vinegar | 0.03 | 0.12 | 287.06 |
| | | 85 | Electrical machinery equipment parts thereof; sound recorder, etc | 0.06 | 0.04 | (37.63) |
| | | 90 | Optical, photography, cinematography, measuring, checking, precision, etc instruments and apparatus; parts and accessories thereof | 0.00 | 0.02 | 1,343.93 |
| | | 48 | Paper & paperboard; art of paper pulp, paper/paperboard | 0.00 | 0.02 | |
| | | 31 | Fertilisers | 1.64 | 0.02 | (99.01) |
| | | 70 | Glass and glassware | 0.00 | 0.01 | |
| | | 38 | Miscellaneous chemical products | 0.00 | 0.01 | |
| | | 40 | Rubber and articles thereof | 0.00 | 0.00 | (100.00) |
| | | 82 | Tool, implement, cutlery, spoon & fork, of base metal, etc | 3.83 | 0.00 | (100.00) |
| | | 94 | Furniture; bedding, mattress, mattress support, cushion, etc | 0.00 | 0.00 | (100.00) |
| | | 10 | Cereals | 0.01 | 0.00 | (100.00) |
| | | 83 | Miscellaneous articles of base metal | 0.02 | 0.00 | (100.00) |
| | | 86 | Railway/tramway locomotives, rolling-stock & parts thereof; etc | 0.00 | 0.00 | (100.00) |
| | | 36 | Explosives; pyrotechnic products; matches; pyro alloy; etc | 0.07 | 0.00 | (100.00) |
| | | 25 | Salt; sulphur; earth & stone; plastering material; lime & cement | 0.02 | 0.00 | (100.00) |
| | | 73 | Articles of iron and steel | 0.12 | 0.00 | (100.00) |
| | | 4Digits | | | | |
| | | 2710 | Petroleum oils and oils obtained from bituminous minerals, other than crude | 1.25 | 0.94 | (24.78) |
| | | 1511 | Palm oil and its fractions whether or not refined not chemically modified | 0.00 | 0.28 | |
| | | 8704 | Motor vehicles for the transport of goods | 0.28 | 0.27 | (5.76) |
| | | 2711 | Petroleum gases and other gaseous hydrocarbons | 0.28 | 0.17 | (39.99) |
| | | 8429 | Self-propelled bulldozers, angle dozers, graders, levellers, etc | 0.28 | 0.16 | (40.47) |

TABLE 8C: INTRA-EAC RE-EXPORTS OF MAJOR TWENTY PRODUCTS FOR 2015 COMPARED TO 2014,
(US\$ Millions)

| Partner state | Country of destination | Hs Level | Description of Goods | 2014 | 2015 | 2015/14 % change |
|---------------|------------------------|----------|---|------|------|------------------|
| | Burundi | 4Digit | | | | |
| | | 2202 | Waters (incl. mineral and aerated), with added sugar...(incl. sweetened) | 0.00 | 0.10 | |
| | | 8413 | Pumps for liquids; liquid elevators | 0.00 | 0.05 | 277,489.58 |
| | | 8502 | Electric generating sets and rotary converters | 0.04 | 0.04 | (5.65) |
| | | 8711 | Motorcycles (incl. mopeds) and cycles fitted with an auxiliary motor | 0.00 | 0.04 | |
| | | 8705 | Special purpose motor vehicles (eg crane, fire-fighting, etc, vehicles) | 0.12 | 0.03 | (77.76) |
| | | 9028 | Gas, liquid or electricity supply or production meters | 0.00 | 0.02 | |
| | | 4802 | Uncoated paper, for writing in rolls or sheets; hand-made paper... | 0.00 | 0.02 | |
| | | 3105 | Mineral or chemical fertilizers, nes; other fertilizers; goods =<10kg | 1.46 | 0.02 | (98.89) |
| | | 2203 | Beer made from malt | 0.03 | 0.02 | (48.49) |
| | | 7010 | Carboys, bottles, flasks ampoules, etc; stoppers, lids of glass | 0.00 | 0.01 | |
| | | 8701 | Tractors (excl. tractors of 87.09) | 0.01 | 0.01 | (53.72) |
| | | 3820 | Anti-freezing preparations and prepared de-icing fluids | 0.00 | 0.01 | |
| | | 8716 | Trailers and semi-trailers; other vehicles, not mechanically propelled | 0.02 | 0.01 | (67.69) |
| | | 8538 | Parts suitable for use with the apparatus of 85.35, 85.36 or 85.37 | 0.01 | 0.00 | (100.00) |
| | | 8482 | Ball or roller bearings | 0.00 | 0.00 | (100.00) |
| Burundi | Kenya | 2 digits | | | | |
| | | 70 | Ceramic products | 0.04 | 0.01 | (68.69) |
| | | 39 | Plastics and articles thereof | 0.04 | 0.01 | (70.46) |
| | | 4 Digits | | | | |
| | | 7010 | Carboys, bottles, flasks, jars, pots, phials, ampoules and other containers, of glass, | 0.04 | 0.01 | (68.69) |
| | | 3923 | Articles for the conveyance or packing of goods, of plastics; stoppers, lids, caps | 0.04 | 0.01 | (70.21) |
| | Rwanda | 2 digits | | | | |
| | | 70 | Ceramic products | 0.81 | 0.30 | (63.11) |
| | | 84 | Nuclear reactors, boilers, machinery and mechanical appliances; parts thereof | 0.25 | 0.12 | (50.02) |
| | | 87 | Vehicles other than railway or tramway rollingstock, and parts and accessories thereof | 0.00 | 0.10 | 291,422.88 |
| | | 85 | Electrical machinery and equipment and parts thereof; sound recorders and reproducers, television image and sound recorders and reproducers, and parts and accessories of such articles | 0.04 | 0.08 | 102.16 |
| | | 19 | Preparations of cereals, flour, starch or milk; pastry cooks' products | 0.02 | 0.06 | 265.62 |
| | | 39 | Plastics and articles thereof | 0.24 | 0.02 | (90.69) |
| | | 73 | Articles of iron or steel | 0.05 | 0.01 | (79.87) |
| | | 48 | Paper and paperboard; articles of paper pulp of paper or of paperboard | 0.01 | 0.01 | 17.23 |
| | | 40 | Rubber and articles thereof | 0.01 | 0.00 | (60.97) |
| | | 96 | Miscellaneous manufactured articles | 0.00 | 0.00 | 318.17 |
| | | 92 | Musical instruments; parts and accessories of such articles | 0.03 | 0.00 | (94.78) |
| | | 95 | Toys, games and sports requisites; parts and accessories thereof | 0.00 | 0.00 | 140.89 |
| | | 90 | Optical, photographic, cinematographic, measuring, checking, precision, medical or surgical instruments and apparatus; parts and accessories thereof | 0.00 | | |

TABLE 8C: INTRA-EAC RE-EXPORTS OF MAJOR TWENTY PRODUCTS FOR 2015 COMPARED TO 2014, (US\$ Millions)

| Partner state | Country of destination | Hs Level | Description of Goods | 2014 | 2015 | 2015/14 % change |
|---------------|------------------------|----------|---|------|------|------------------|
| | Rwanda | 2 digits | | | | |
| | | 82 | Tools, implements, cutlery, spoons and forks, of base metal; parts thereof of base metal | 0.03 | 0.00 | (99.62) |
| | | 4 Digits | - | | | |
| | | 7010 | Carboys, bottles, flasks, jars, pots, phials, ampoules and other containers, of glass | 0.81 | 0.30 | (63.11) |
| | | 8525 | Transmission apparatus for radio-telephony, radio-telegraphy, radio-broadcasting or telegraphy | 0.06 | | |
| | | 1901 | Malt extract; food preparations of flour, groats, meal, starch or malt extract | 0.06 | | |
| | | 8703 | Motor cars and other motor vehicles principally designed for the transport of persons | 0.46 | 0.05 | (90.06) |
| | | 8432 | Agricultural, horticultural or forestry machinery for soil preparation or cultivation | 0.01 | 0.04 | 358.09 |
| | | 8415 | Air conditioning machines, comprising a motor-driven fan and elements for changing the temperature | 0.03 | | |
| | | 3923 | Articles for the conveyance or packing of goods, of plastics; stoppers, lids, caps | 0.22 | 0.02 | (90.39) |
| | | 8701 | Tractors (other than tractors of heading 87.09). | 0.02 | | |
| | | 8471 | Automatic data processing machines and units thereof; magnetic or optical readers, machines and units thereof | 0.02 | | |
| | | 8708 | Parts and accessories of the motor vehicles of headings 87.01 to 87.05. | 0.22 | 0.02 | (92.07) |
| | | 8702 | Motor vehicles for the transport of ten or more persons, including the driver. | 0.13 | 0.01 | (88.59) |
| | | 8427 | Fork-lift trucks; other works trucks fitted with lifting or handling equipment. | 0.01 | | |
| | | 8418 | Refrigerators, freezers and other refrigerating or freezing equipment, electric or other | 0.01 | | |
| | | 8502 | Electric generating sets and rotary converters. | 0.03 | 0.01 | (67.48) |
| | | 7304 | Tubes, pipes and hollow profiles, seamless, of iron (other than cast iron) or steel. | 0.01 | | |
| | | 4820 | Registers, account books, note books, order books, receipt books, letter pads, memorandums | 0.01 | | |
| | | 8430 | Other moving, grading, levelling, scraping, excavating, tamping, compacting, extracting | 0.05 | 0.01 | (88.89) |
| | | 8459 | Machine-tools (including way-type unit head machines) for drilling, boring, milling, etc | 0.01 | 0.00 | (52.14) |
| | | 8504 | Electrical transformers, static converters (for example, rectifiers) and inductors. | 0.00 | | |
| | | 8515 | Electric (including electrically heated gas), laser or other light or photon beam, ultra | 0.00 | | |
| | Tanzania | 2 digits | | | | |
| | | 84 | Nuclear reactors, boilers, machinery and mechanical appliances; parts thereof | 1.07 | 0.17 | (84.04) |
| | | 4 Digits | - | | | |
| | | 8430 | Other moving, grading, levelling, scraping, excavating, tamping, compacting, extracting | 0.05 | 0.12 | 143.60 |
| | | 8431 | Parts suitable for use solely or principally with the machinery of headings 84.25 to 84. | 0.17 | 0.05 | (69.31) |

TABLE 8C: INTRA-EAC RE-EXPORTS OF MAJOR TWENTY PRODUCTS FOR 2015 COMPARED TO 2014, (US\$ Millions)

| Partner state | Country of destination | Hs Level | Description of Goods | 2014 | 2015 | 2015/14 % change |
|---------------|------------------------|----------|---|------|------|------------------|
| | Uganda | 2Digit | | | | |
| | | 84 | Nuclear reactors, boilers, machinery and mechanical appliances; parts thereof | 1.07 | 0.14 | (87.14) |
| | | 96 | Miscellaneous manufactured articles | 0.00 | 0.13 | 17,970.99 |
| | | 87 | Vehicles other than railway or tramway rollingstock, and parts and accessories thereof | 2.21 | 0.04 | (98.41) |
| | | 56 | Wadding, felt and nonwovens; special yarns; twine, cordage, ropes and cables and articles thereof | | 0.01 | |
| | | | | | | |
| | | 40 | Rubber and articles thereof | 0.01 | 0.00 | (66.26) |
| | | 76 | Aluminium and articles thereof | | 0.00 | |
| | | 90 | Optical, photographic, cinematographic, measuring, checking, precision, medical or surgical instruments and apparatus; parts and accessories thereof | 0.00 | | |
| | | 85 | Electrical machinery and equipment and parts thereof; sound recorders and reproducers, television image and sound recorders and reproducers, and parts and accessories of such articles | 0.01 | 0.00 | (97.51) |
| | | 4 Digits | | | | |
| | | 9603 | Brooms, brushes (including brushes constituting parts of machines, appliances or vehicles) | | 0.13 | |
| | | 8429 | Self-propelled bulldozers, angle dozers, graders, levellers, scrapers, mechanical shovels | 0.03 | 0.13 | 379.22 |
| | | 8705 | Special purpose motor vehicles, other than those principally designed for the transport of persons | 0.12 | 0.02 | (82.84) |
| | | 8701 | Tractors (other than tractors of heading 87.09). | | 0.02 | |
| | | 5601 | Wadding of textile materials and articles thereof; textile fibres, not exceeding 5 mm in | | 0.01 | |
| | | 8451 | Machinery (other than machines of heading 84.50) for washing, cleaning, wringing, drying | | 0.01 | |
| | | 8443 | Printing machinery used for printing by means of the printing type, blocks, plates, etc | | 0.00 | |
| | | 4011 | New pneumatic tyres, of rubber. | 0.01 | 0.00 | (69.94) |
| | | 8422 | Dish washing machines; machinery for cleaning or drying bottles or other containers; etc | | 0.00 | |
| | | 7613 | Aluminium containers for compressed or liquefied gas. | 0.00 | | |
| | | 9022 | Apparatus based on the use of X-rays or of alpha, beta or gamma radiations | | 0.00 | |
| | | 4013 | Inner tubes, of rubber. | | 0.00 | |
| | | 8516 | Electric instantaneous or storage water heaters and immersion Heaters, etc | 0.00 | | |

TABLE 8C: INTRA-EAC RE-EXPORTS OF MAJOR TWENTY PRODUCTS FOR 2015 COMPARED TO 2014,
(US\$ Millions)

| Partner state | Country of destination | Hs Level | Description of Goods | 2014 | 2015 | 2015/14 '% change |
|---------------|------------------------|----------|---|------|------|-------------------|
| | Rwanda | 2 digits | | | | |
| | | 85 | Electrical machinery and equipment and parts thereof; sound recorders and reproducers, television image and sound recorders and reproducers, and parts and accessories of such articles | 0.04 | 0.08 | 102.16 |
| | | 19 | Preparations of cereals, flour, starch or milk; pastry cooks' products | 0.02 | 0.06 | 265.62 |
| | | 39 | Plastics and articles thereof | 0.24 | 0.02 | (90.69) |
| | | 73 | Articles of iron or steel | 0.05 | 0.01 | (79.87) |
| | | 48 | Paper and paperboard; articles of paper pulp of paper or of paperboard | 0.01 | 0.01 | 17.23 |
| | | 40 | Rubber and articles thereof | 0.01 | 0.00 | (60.97) |
| | | 96 | Miscellaneous manufactured articles | 0.00 | 0.00 | 318.17 |
| | | 92 | Musical instruments; parts and accessories of such articles | 0.03 | 0.00 | (94.78) |
| | | 95 | Toys, games and sports requisites; parts and accessories thereof | 0.00 | 0.00 | 140.89 |
| | | 90 | Optical, photographic, cinematographic, measuring, checking, precision, medical or surgical instruments and apparatus; parts and accessories thereof | 0.00 | | |
| | | 82 | Tools, implements, cutlery, spoons and forks, of base metal; parts thereof of base metal | 0.03 | 0.00 | (99.62) |
| | | 4 Digits | - | | | |
| | | 7010 | Carboys, bottles, flasks, jars, pots, phials, ampoules and other containers, of glass | 0.81 | 0.30 | (63.11) |
| | | 8525 | Transmission apparatus for radio-telephony, radio-telegraphy, radio-broadcasting or telegraphy | 0.06 | | |
| | | 1901 | Malt extract; food preparations of flour, groats, meal, starch or malt extract | 0.06 | | |
| | | 8703 | Motor cars and other motor vehicles principally designed for the transport of persons | 0.46 | 0.05 | (90.06) |
| | | 8432 | Agricultural, horticultural or forestry machinery for soil preparation or cultivation | 0.01 | 0.04 | 358.09 |
| | | 8415 | Air conditioning machines, comprising a motor-driven fan and elements for changing the temperature | 0.03 | | |
| | | 3923 | Articles for the conveyance or packing of goods, of plastics; stoppers, lids, caps | 0.22 | 0.02 | (90.39) |
| | | 8701 | Tractors (other than tractors of heading 87.09). | 0.02 | | |
| | | 8471 | Automatic data processing machines and units thereof; magnetic or optical readers, machines and units thereof | 0.02 | | |
| | | 8708 | Parts and accessories of the motor vehicles of headings 87.01 to 87.05. | 0.22 | 0.02 | (92.07) |
| | | 8702 | Motor vehicles for the transport of ten or more persons, including the driver. | 0.13 | 0.01 | (88.59) |
| | | 8427 | Fork-lift trucks; other works trucks fitted with lifting or handling equipment. | 0.01 | | |
| | | 8418 | Refrigerators, freezers and other refrigerating or freezing equipment, electric or other | 0.01 | | |
| | | 8502 | Electric generating sets and rotary converters. | 0.03 | 0.01 | (67.48) |
| | | 7304 | Tubes, pipes and hollow profiles, seamless, of iron (other than cast iron) or steel. | 0.01 | | |
| | | 4820 | Registers, account books, note books, order books, receipt books, letter pads, memorandums | 0.01 | | |
| | | 8430 | Other moving, grading, levelling, scraping, excavating, tamping, compacting, extracting | 0.05 | 0.01 | (88.89) |

TABLE 8C: INTRA-EAC RE-EXPORTS OF MAJOR TWENTY PRODUCTS FOR 2015 COMPARED TO 2014,
(US\$ Millions)

| Partner state | Country of destination | Hs Level | Description of Goods | 2014 | 2015 | 2015/14 % change |
|---------------|------------------------|----------|---|------|------|------------------|
| | Burundi | 2Digit | | | | |
| | | 8459 | Machine-tools (including way-type unit head machines) for drilling, boring, milling, etc | 0.01 | 0.00 | (52.14) |
| | | 8504 | Electrical transformers, static converters (for example, rectifiers) and inductors. | 0.00 | | |
| | | 8515 | Electric (including electrically heated gas), laser or other light or photon beam, ultra | 0.00 | | |
| | Tanzania | 2 digits | | | | |
| | | 84 | Nuclear reactors, boilers, machinery and mechanical appliances; parts thereof | 1.07 | 0.17 | (84.04) |
| | | 4 Digits | - | | | |
| | | 8430 | Other moving, grading, levelling, scraping, excavating, tamping, compacting, extracting | 0.05 | 0.12 | 143.60 |
| | | 8431 | Parts suitable for use solely or principally with the machinery of headings 84.25 to 84. | 0.17 | 0.05 | (69.31) |
| | Uganda | 2 digits | | | | |
| | | 84 | Nuclear reactors, boilers, machinery and mechanical appliances; parts thereof | 1.07 | 0.14 | (87.14) |
| | | 96 | Miscellaneous manufactured articles | 0.00 | 0.13 | 17,970.99 |
| | | 87 | Vehicles other than railway or tramway rollingstock, and parts and accessories thereof | 2.21 | 0.04 | (98.41) |
| | | 56 | Wadding, felt and nonwovens; special yarns; twine, cordage, ropes and cables and articles thereof | | 0.01 | |
| | | 40 | Rubber and articles thereof | 0.01 | 0.00 | (66.26) |
| | | 76 | Aluminium and articles thereof | | 0.00 | |
| | | 90 | Optical, photographic, cinematographic, measuring, checking, precision, medical or surgical instruments and apparatus; parts and accessories thereof | 0.00 | | |
| | | 85 | Electrical machinery and equipment and parts thereof; sound recorders and reproducers, television image and sound recorders and reproducers, and parts and accessories of such articles | 0.01 | 0.00 | (97.51) |
| | | 4 Digits | | | | |
| | | 9603 | Brooms, brushes (including brushes constituting parts of machines, appliances or vehicles) | | 0.13 | |
| | | 8429 | Self-propelled bulldozers, angle dozers, graders, levellers, scrapers, mechanical shovels | 0.03 | 0.13 | 379.22 |
| | | 8705 | Special purpose motor vehicles, other than those principally designed for the transport of persons | 0.12 | 0.02 | (82.84) |
| | | 8701 | Tractors (other than tractors of heading 87.09). | | 0.02 | |
| | | 5601 | Wadding of textile materials and articles thereof; textile fibres, not exceeding 5 mm in | | 0.01 | |
| | | 8451 | Machinery (other than machines of heading 84.50) for washing, cleaning, wringing, drying | | 0.01 | |
| | | 8443 | Printing machinery used for printing by means of the printing type, blocks, plates, etc | | 0.00 | |
| | | 4011 | New pneumatic tyres, of rubber. | 0.01 | 0.00 | (69.94) |
| | | 8422 | Dish washing machines; machinery for cleaning or drying bottles or other containers; etc | | 0.00 | |
| | | 7613 | Aluminium containers for compressed or liquefied gas. | 0.00 | | |
| | | 9022 | Apparatus based on the use of X-rays or of alpha, beta or gamma radiations | | 0.00 | |
| | | 4013 | Inner tubes, of rubber. | | 0.00 | |
| | | 8516 | Electric instantaneous or storage water heaters and immersion Heaters, etc | 0.00 | | |

TABLE 9A: IMPORTS OF SENSITIVE PRODUCTS FROM EAC COUNTRIES, 2013-2015, (US\$ MILLION)

| HS Subheading | Description of Goods | Uganda 2013 | 2014 | 2015 | Tanzania % change | 2013 | 2014 | 2015 | Kenya % | Rwanda change | 2013 | 2014 | 2015 | Burundi % change | 2013 | 2014 | 2015 | % change | 2013 | 2014 | 2015 | % change |
|---------------|---|----------------|-------|------|----------------------|------|------|------|------------|------------------|-------|-------|-----------|---------------------|-------|-------|--------|----------|------|------|---------|----------|
| 0401 | Milk and cream, not concentrated or sweetened | 1.8 | 2.0 | 0.8 | (58.6) | 6.3 | 9.5 | 3.4 | (64.5) | 5.9 | 6.7 | 10.1 | 51.1 | 0.6 | 0.7 | 0.7 | 6.1 | 1.0 | 0.4 | 0.5 | 16.3 | |
| 0402 | Milk and cream, concentrated or sweetened | 0.9 | 0.8 | 0.3 | (69.2) | 0.0 | 0.6 | 0.4 | (29.0) | 14.2 | 18.3 | 25.7 | 40.5 | 0.0 | 0.1 | 0.1 | (30.0) | 0.0 | 0.0 | 0.1 | 297.8 | |
| 1001 | Wheat and meslin | 1.5 | 1.2 | 0.1 | (88.3) | - | 0.0 | 0.0 | 12,801.4 | - | - | - | - | 3.2 | 0.7 | 0.8 | 6.7 | 1.7 | 0.0 | 0.0 | (25.5) | |
| 1005 | Maize(corn) | 0.6 | 0.5 | 1.0 | 104.3 | 12.2 | 1.8 | 1.6 | (11.5) | 6.0 | 92.2 | 75.6 | (18.0) | 8.5 | 20.0 | 13.8 | (31.0) | 2.1 | 2.7 | 2.8 | 2.1 | |
| 1006 | Rice | 3.3 | 8.8 | 5.9 | (33.5) | - | 0.0 | 0.0 | 553.3 | 0.8 | 6.0 | 0.9 | (85.5) | 2.3 | 2.3 | 1.9 | (20.1) | 7.5 | 6.0 | 3.6 | (40.7) | |
| 1101 | Wheat flour | 0.4 | 0.8 | 0.5 | (44.5) | 0.0 | 0.0 | 0.0 | 746.7 | 0.1 | 3.6 | 2.0 | (43.6) | 0.0 | 0.6 | 0.1 | (90.9) | 0.2 | 0.0 | 0.0 | (82.4) | |
| 1102 | Cereal flours, (excl. Wheat or meslin) | 0.1 | 1.0 | 0.1 | (90.4) | 0.8 | 0.0 | 0.3 | 658.6 | - | 0.3 | 1.9 | 487.6 | 0.8 | 1.1 | 1.6 | 53.0 | 0.9 | 1.0 | 1.0 | (0.7) | |
| 1701 | Cane or beet sugar and chemically pure sucrose, in solid form | 0.4 | 0.2 | 0.2 | 7.0 | 0.0 | 0.0 | 0.0 | 4.3 | 3.8 | 24.9 | 17.6 | (29.4) | 0.4 | 10.5 | 1.2 | (88.7) | 0.0 | 0.1 | 0.0 | (88.7) | |
| 2203 | Beer made from malt | 12.4 | 14.9 | 13.7 | (8.4) | 0.0 | 0.2 | 0.1 | (37.9) | - | 0.6 | 0.3 | (50.2) | 0.7 | 1.2 | 1.0 | (10.1) | 0.6 | 0.4 | - | (100.0) | |
| 2402 | Cigars, cigarillos, cigarettes, etc, | 8.8 | 9.6 | 9.1 | (5.0) | 0.6 | 0.7 | 0.6 | (10.1) | 0.0 | 0.0 | 0.1 | 213.1 | 4.6 | 5.4 | 3.8 | (29.0) | 0.8 | 0.1 | - | (100.0) | |
| 2403 | Other manufactured tobacco and substitutes, etc | 0.0 | 0.0 | 0.0 | 52.1 | - | 0.0 | 0.0 | (55.9) | - | - | - | - | - | - | 0.0 | - | 0.0 | 0.1 | 0.5 | 351.1 | |
| 2523 | Portland cement, aluminous cement, persulphate cement, etc | 39.0 | 51.4 | 39.3 | (23.5) | 13.3 | 17.0 | 2.0 | (88.3) | - | 0.0 | 2.5 | 201,406.2 | 66.8 | 84.8 | 80.4 | (5.2) | 12.2 | 14.9 | 9.3 | (37.6) | |
| 3303 | Perfumes and toilet water | 0.0 | 0.1 | 0.1 | 77.3 | 0.0 | 0.4 | 0.0 | (99.7) | - | 0.0 | - | (100.0) | 0.1 | 0.1 | 0.2 | 74.2 | 0.0 | 0.0 | - | (100.0) | |
| 3307 | Shaving preparations, personal deodorants, etc, | 0.1 | 0.3 | 0.3 | 28.2 | 0.1 | 0.0 | 0.1 | 27.0 | - | 0.0 | 0.0 | 54.5 | 0.2 | 0.1 | 0.0 | (73.5) | 0.0 | 0.0 | - | (100.0) | |
| 3605 | Matches, other than pyrotechnic articles of heading no 3604 | - | 0.0 | - | (100.0) | 0.2 | 0.3 | 0.2 | (50.7) | 0.1 | 0.0 | - | (100.0) | 0.1 | 0.1 | 0.3 | 165.3 | 0.1 | 0.0 | 0.0 | 2,201.5 | |
| 4421 | Other articles of wood | 0.0 | 0.0 | 0.0 | (64.9) | 0.0 | 0.0 | 0.0 | (97.4) | - | 0.0 | 0.0 | (71.3) | 0.1 | 0.0 | 0.0 | (71.9) | 0.0 | 0.0 | - | (100.0) | |
| 5208 | Woven fabrics of cotton, with >=85% cotton, but <200g/m2 | 0.4 | 0.7 | 1.0 | 37.3 | 0.1 | 0.0 | 0.0 | (74.1) | - | 0.1 | 0.1 | 43.6 | 0.2 | 0.4 | 0.2 | (46.5) | 0.0 | 0.0 | 0.0 | 1,242.4 | |
| 5209 | Woven fabrics of cotton, with >=85% cotton, >=200g/m2 | - | 0.0 | 0.0 | 294.8 | - | 0.0 | - | (100.0) | - | - | 0.0 | - | 0.0 | 0.0 | 0.0 | (64.4) | 0.0 | 0.0 | 0.0 | 1,267.3 | |
| 5210 | Woven cotton fabrics with man-made fibres | 0.0 | 0.0 | 0.0 | (88.5) | 0.0 | 0.0 | - | (100.0) | - | - | - | - | 0.0 | 0.0 | 0.0 | 218.8 | 0.1 | 0.0 | 0.0 | (75.6) | |
| 5211 | Woven cotton fabrics with man-made fibres, with.. | 0.0 | 0.0 | 0.0 | (49.1) | 0.0 | 0.0 | - | (100.0) | 0.8 | 1.1 | 0.2 | (84.4) | 0.0 | 0.0 | 0.0 | (73.3) | 0.0 | 0.0 | 0.0 | (29.8) | |
| 5212 | Other woven fabrics of cotton, nes | 0.0 | 0.0 | 0.0 | 14,827.8 | 0.1 | 0.0 | 0.0 | 84.0 | - | 0.0 | - | (100.0) | 0.0 | 0.0 | 0.0 | 56.6 | 0.0 | 0.0 | 0.0 | 100.2 | |
| 5513 | Woven fabrics, <85% synthetic staple fibres, | 0.8 | 1.1 | 0.5 | (50.9) | 0.0 | 0.0 | 0.0 | 2,738.7 | - | - | - | - | 0.0 | 0.2 | 0.1 | (56.1) | 0.0 | 0.0 | 0.0 | 1,072.2 | |
| 5514 | Woven fabrics, <85% synthetic fibres, | 0.1 | 0.1 | 0.1 | 6.2 | 0.0 | 0.0 | - | (100.0) | - | - | - | - | 0.0 | 0.0 | 0.0 | 74.8 | 0.0 | 0.0 | 0.0 | 3,740.8 | |
| 6211 | Track suits, ski suits and swimwear, other than garments | 0.1 | 0.0 | 0.0 | 155.4 | 0.0 | 0.1 | 0.0 | (73.7) | 0.0 | - | - | - | 0.0 | 0.0 | 0.0 | 166.6 | 0.0 | 0.0 | 0.0 | 142.6 | |
| 6302 | Bed linen, table linen, toilet linen and kitchen linen | 0.1 | 0.0 | 0.0 | 75.5 | 0.0 | 0.0 | 0.0 | 196.5 | - | 0.2 | 0.1 | (36.9) | 0.2 | 0.2 | 0.2 | 21.7 | 0.1 | 0.0 | 0.3 | 1,881.6 | |
| 6305 | Sacks and bags, used for packing goods | 2.5 | 3.3 | 6.0 | 80.1 | 0.8 | 1.9 | 1.0 | (46.7) | - | 7.3 | 7.0 | (3.8) | 1.8 | 2.5 | 2.9 | 15.7 | 0.9 | 0.8 | 1.0 | 26.0 | |
| 6309 | Worn clothing | 0.2 | 0.2 | 0.1 | (69.9) | 0.4 | 0.4 | 0.0 | (87.6) | 0.3 | 0.2 | 0.3 | 24.0 | 0.3 | 0.2 | 0.2 | 18.6 | 0.1 | 0.2 | 0.2 | 7.9 | |
| 8309 | Stoppers, caps and lids | 6.6 | 6.8 | 6.3 | (8.2) | 4.5 | 9.9 | 5.8 | (41.5) | - | - | - | - | 0.1 | 0.3 | 2.7 | 780.6 | 0.0 | 0.2 | 1.7 | 914.4 | |
| 8506 | Primary cells and primary batteries | 0.1 | 0.1 | 0.0 | (69.7) | 0.3 | 0.7 | 0.0 | (99.9) | 0.1 | 0.0 | - | (100.0) | 0.1 | 0.0 | 0.1 | 409.6 | 0.0 | 0.0 | 0.0 | (79.5) | |
| 8704 | Motor vehicles for the transport of goods | 4.1 | 1.6 | 2.8 | 82.3 | 10.2 | 8.0 | 2.1 | (74.1) | - | 0.0 | - | (100.0) | 0.0 | 0.0 | 0.0 | 131.0 | 0.3 | 0.5 | - | (100.0) | |
| TOTAL | | 84.0 | 105.6 | 88.2 | (16.4) | 49.9 | 51.7 | 17.7 | (65.8) | 32.1 | 161.5 | 144.4 | (10.6) | 91.2 | 131.6 | 112.5 | (14.6) | 28.6 | 27.5 | 21.0 | (23.8) | |



TABLE 9B: IMPORTS OF SENSITIVE PRODUCTS FROM NON-EAC COUNTRIES, 2013 TO 2015 (US\$ MILLION)



TABLE 10: VALUES OF IMPORTED PRODUCTS ATTRACTING EXCISE DUTY FOR 2011 TO 2015 (US\$ MILLION)

| Partner State | HS chapter | Hs Description | 2011 | 2012 | 2013 | 2014 | 2015 | %age change 2015 |
|-----------------|------------|--|--------|--------|--------|--------|--------|------------------|
| Uganda | | | | | | | | |
| | 17 | Sugars and sugar confectionery | 93.4 | 117.0 | 89.2 | 110.2 | 78.9 | -28.4 |
| | 18 | Cocoa preparations | | | | | 1.0 | - |
| | 20 | Preparations of vegetable, fruit, nuts or other parts of plants | 0.4 | 0.0 | 0.0 | - | | - |
| | 22 | Beverages, spirits and vinegar | 61.3 | 74.2 | 67.2 | 70.6 | 61.6 | -12.8 |
| | 24 | Tobacco and manufactured tobacco substitutes | 13.4 | 11.2 | 9.4 | 10.4 | 9.8 | -5.5 |
| | 25 | Salt; sulphur; earth & stone; plastering material; lime & cement | 71.0 | 59.9 | 37.1 | 137.8 | 35.3 | -74.4 |
| | 27 | Petroleum oils, eetc, (excl. Crude); preparations thereof, nes | 982.8 | 1004.9 | 1041.7 | 1444.4 | 850.2 | -41.1 |
| | 33 | Essential oils & resinoids; perfumes, cosmetic/toilet preparations | | 8.3 | 16.9 | 77.8 | 15.4 | -80.2 |
| | 34 | Soap, organic surface-active agents, washing preparations, etc | | 4.4 | 12.1 | 44.2 | 12.9 | -70.9 |
| | 39 | Plastics and articles thereof | 0.3 | 0.3 | 0.3 | 267.0 | 0.3 | -99.9 |
| | 67 | Prepared feathers artificial flowers and articles of human hair | | 1.3 | 1.3 | 0.0 | | - |
| | 94 | Furniture | | | | | 7.8 | - |
| | | SUBTOTAL | 1222.7 | 1280.0 | 1275.2 | 2162.4 | 1073.1 | -50.4 |
| Kenya | | | | | | | | |
| | 20 | Preparations of vegetables, fruit, nuts or other parts of plants. | 4.4 | 5.7 | 4.7 | 6.3 | 5.4 | -14.4 |
| | 21 | Miscellaneous edible preparations. | 28.6 | 25.6 | 37.4 | 38.0 | 47.8 | 25.8 |
| | 22 | Beverages, spirits and vinegar. | 41.0 | 41.4 | 37.0 | 48.5 | 57.4 | 18.3 |
| | 24 | Tobacco and manufactured tobacco substitutes. | 3.5 | 2.1 | 0.8 | 0.4 | 0.3 | -36.1 |
| | 27 | Mineral fuels, mineral oils and products of their distillation | 2359.4 | 2923.6 | 3097.3 | 3652.2 | 2166.8 | -40.7 |
| | 29 | Organic chemicals. | 0.0 | 0.0 | 0.0 | 0.0 | 0.0 | -49.1 |
| | 33 | Essential oils and resinoids; perfumery, cosmetic or toilet | 23.4 | 23.7 | 25.4 | 27.1 | 22.7 | -16.3 |
| | 39 | Plastics and articles thereof. | 5.8 | 0.0 | 0.0 | 0.0 | 0.0 | - |
| | 48 | Paper and paperboard; articles of paper pulp, of paper | 0.0 | 0.0 | 0.0 | 0.0 | 0.0 | - |
| | 54 | Man-made filaments. | 0.0 | 0.0 | 0.0 | 0.0 | 0.0 | - |
| | 61 | Articles of apparel and clothing accessories, knitted | 0.0 | 0.0 | 0.0 | 0.0 | 0.0 | - |
| | 63 | Other made up textile articles; sets; worn clothing and worn | 0.0 | 0.0 | 0.0 | | 0.0 | - |
| | 68 | Articles of stone, plaster, cement, asbestos, mica or similar materials. | 0.0 | 0.0 | 0.0 | 0.0 | 0.2 | 572.2 |
| | 70 | Glass and glassware. | 0.0 | 0.0 | 0.0 | 0.0 | 0.0 | 1201.0 |
| | 71 | Natural or cultured pearls, precious or semi-precious stones, precious metals, | 0.0 | 0.0 | 0.0 | 0.0 | 0.0 | - |
| | 87 | Vehicles other than railway or tramway rolling-stock, and parts and accessories thereof. | 306.7 | 398.4 | 500.2 | 554.4 | 552.4 | -0.4 |
| | 95 | Toys, games and sports requisites; parts and accessories thereof. | 0.0 | 0.0 | 0.0 | 0.4 | 0.5 | 26.1 |
| | | SUBTOTAL | 2772.9 | 3420.4 | 3702.8 | 4327.3 | 2853.4 | -34.1 |
| Tanzania | 22 | Beverages, spirits and vinegar | 41.8 | 47.8 | 42.5 | 62.7 | 57.0 | -9.1 |
| | 24 | Tobacco and manufactured tobacco substitutes | 1.6 | 2.1 | 26.1 | 32.2 | 18.9 | -41.2 |

TABLE 10: VALUES OF IMPORTED PRODUCTS ATTRACTING EXCISE DUTY FOR 2011 TO 2015 (US\$ MILLION)

| Partner State | HS chapter | Hs Description | 2011 | 2012 | 2013 | 2014 | 2015 | %age change 2015 |
|----------------|------------|---|--------|--------|--------|--------|--------|------------------|
| | 27 | Mineral fuels, oils & product of their distillation; etc | 3486.2 | 3584.2 | 4792.3 | 3580.6 | 2429.6 | -32.1 |
| | 39 | Plastics and articles thereof | 0.0 | 0.0 | 0.0 | 600.5 | 489.2 | -18.5 |
| | 87 | Vehicles other than railway/tramway roll-stock, parts & accessories | 146.7 | 224.8 | 165.0 | 1174.9 | 1159.4 | -1.3 |
| | | SUBTOTAL | 3676.3 | 3858.9 | 5025.9 | 5451.0 | 4154.1 | -23.8 |
| Rwanda | | | | | | | | |
| | 04 | Milk and cream, concentrated or sweetened (powdered milk) | 0.8 | 5.5 | 2.6 | 3.1 | 3.5 | 13.1 |
| | 20 | Fruit juices (incl. Grape must) and vegetable juices, unfermented | 2.0 | 8.0 | 6.3 | 2.4 | 2.3 | -4.0 |
| | 22 | Beverages, spirits and vinegar | 5.6 | 11.5 | 13.8 | 19.9 | 23.7 | 19.0 |
| | 24 | Tobacco and manufactured tobacco substitutes | 4.1 | 4.5 | 5.7 | 6.4 | 4.5 | -30.1 |
| | 27 | Petroleum oils, etc, (excl. Crude); preparations thereof, nes | 112.4 | 117.5 | 107.7 | 85.0 | 37.9 | -55.4 |
| | 87 | Motor cars and other motor vehicles for the transport of persons | 13.0 | 116.6 | 94.8 | 101.9 | 118.6 | 16.3 |
| | | SUBTOTAL | 137.9 | 263.5 | 230.8 | 218.8 | 190.5 | -12.9 |
| Burundi | | | | | | | | |
| | 17 | Sugars and sugar confectionary | 0.2 | 0.1 | 0.2 | 9.5 | 10.5 | 10.1 |
| | 22 | Beverages, spirits and vinegar | 4.8 | 7.4 | 3.8 | 4.4 | 5.4 | 23.2 |
| | 24 | Tobacco and manufactured tobacco substitutes | 2.3 | 3.3 | 0.8 | 1.7 | 4.7 | 172.5 |
| | 27 | Petroleum oils, etc, (excl. Crude); preparations thereof, nes | 137.8 | 144.1 | 148.9 | 337.6 | 181.9 | -46.1 |
| | 87 | Motor cars and other motor vehicles for the transport of persons | 40.1 | 29.6 | 5.5 | 80.6 | 56.3 | -30.1 |
| | | SUBTOTAL | 185.3 | 184.5 | 159.1 | 433.8 | 258.8 | -40.4 |

TABLE11: CUSTOMS REVENUE COLLECTED BY EAC PARTNER STATES, 2013-2015, (US\$ Millions)

| Partner state | Tax head | 2013 | | | 2014 | | | 2015 | | | 2013 | 2014 | 2015 |
|---------------|--------------------------------------|-----------|----------|-----------|-----------|-----------|-----------|--------|--------|------------------|---------|----------|------|
| | | Target | Actual | Target | Actual | Target | Actual | Target | Actual | Performance rate | | % change | |
| UGANDA | Import | 245.1 | 269.9 | 306.4 | 301.0 | 287.8 | 282.3 | 110.12 | 98.25 | 105.36 | 0.60 | | |
| | Excise Duty | 435.77 | 401.02 | 482.53 | 477.47 | 455.91 | 480.35 | 92.03 | 98.95 | 103.67 | (1.85) | | |
| | VAT Imports | 541.34 | 521.95 | 591.19 | 614.36 | 581.64 | 603.02 | 96.42 | 103.92 | 103.67 | (1.85) | | |
| | Other | 123.72 | 92.96 | 131.63 | 113.05 | 105.94 | 121.10 | 75.14 | 85.89 | 114.31 | 7.12 | | |
| | Total Trade taxes | 1,345.95 | 1,285.85 | 1,511.75 | 1,505.91 | 1,431.27 | 1,486.79 | 95.53 | 99.61 | 103.88 | (1.27) | | |
| | Total Revenue | 3,159.78 | 3,022.48 | 3,634.12 | 3,512.21 | 3,401.97 | 3,435.34 | 95.65 | 96.65 | 100.98 | (2.19) | | |
| | %age of Trade taxes to Total Revenue | | 42.54 | | 42.88 | | 43.27 | | | | | | |
| KENYA | Import Duty | 738.92 | 676.93 | 920.47 | 777.59 | 827.75 | 805.71 | 91.61 | 84.48 | 97.34 | 3.62 | | |
| | Excise Duty | 527.64 | 506.78 | 621.34 | 603.77 | 651.52 | 638.48 | 96.05 | 97.17 | 98.00 | 5.75 | | |
| | VAT Imports | 1,237.14 | 1,166.73 | 1,699.47 | 1,484.67 | 1,577.91 | 1,398.39 | 94.31 | 87.36 | 88.62 | (5.81) | | |
| | Other | 847.22 | 812.53 | 931.79 | 1,019.40 | 422.70 | 539.23 | 95.91 | 109.40 | 127.57 | (47.10) | | |
| | Total Trade taxes | 3,350.93 | 3,162.98 | 4,173.07 | 3,885.43 | 4,048.88 | 3,838.59 | 94.39 | 93.11 | 94.81 | (1.21) | | |
| | Total Revenue | 10,017.59 | 9,597.50 | 12,371.08 | 11,514.71 | 12,170.57 | 11,362.26 | 95.81 | 93.08 | 93.36 | (1.32) | | |
| | %age of Trade taxes to Total Revenue | | 32.96 | | 33.74 | | 33.78 | | | | | | |
| TANZANIA | Import Duty | 443.99 | 407.45 | 530.53 | 502.28 | 430.14 | 398.49 | 91.77 | 94.67 | 92.64 | (20.66) | | |
| | Excise Duty | 518.83 | 476.47 | 577.39 | 486.66 | 476.96 | 562.44 | 91.84 | 84.29 | 117.92 | 15.57 | | |
| | VAT | 878.94 | 796.50 | 945.86 | 857.71 | 909.26 | 801.88 | 90.62 | 90.68 | 88.19 | (6.51) | | |
| | Other | 439.92 | 428.39 | 518.94 | 468.66 | 594.56 | 575.53 | 97.38 | 90.31 | 96.80 | 22.80 | | |
| | Total Trade taxes | 2,281.68 | 2,108.81 | 2,572.72 | 2,315.31 | 2,410.93 | 2,338.34 | 92.42 | 89.99 | 96.99 | 0.99 | | |
| | Total Revenue | 5,999.9 | 5,517.6 | 6,903.1 | 6,384.5 | 6,340.3 | 5,938.6 | 91.96 | 92.49 | 93.66 | (6.98) | | |
| | %age of Trade taxes to Total Revenue | | 38.22 | | 0.36 | | 0.39 | | | | | | |
| RWANDA | Import | 82.00 | 71.85 | 85.99 | 80.73 | 82.05 | 96.90 | 87.62 | 93.88 | 118.10 | 20.04 | | |
| | Excise Duty | 79.03 | 74.01 | 83.99 | 82.73 | 93.29 | 87.04 | 93.65 | 98.50 | 93.30 | 5.21 | | |
| | VAT Imports | 147.77 | 124.78 | 160.66 | 138.80 | 137.00 | 146.80 | 84.45 | 86.39 | 107.15 | 5.76 | | |
| | Other | 28.17 | 40.15 | 19.81 | 40.44 | 37.87 | 38.62 | 142.55 | 204.15 | 102.00 | (4.49) | | |
| | Total Trade taxes | 336.96 | 310.80 | 350.44 | 342.70 | 350.20 | 369.36 | 92.24 | 97.79 | 105.47 | 7.78 | | |
| | Total Revenue | 1,092.57 | 1,109.31 | 1,232.07 | 1,194.24 | 1,235.04 | 1,278.79 | 101.53 | 96.93 | 103.54 | 7.08 | | |
| | %age of Trade taxes to Total Revenue | | 10.15 | | 7.65 | | 28.88 | | | | | | |
| BURUNDI | Import Duty | 24.19 | 20.78 | 30.49 | 28.68 | 32.80 | 28.11 | 85.90 | 94.08 | 85.72 | (1.99) | | |
| | VAT | 6.23 | 7.25 | 11.21 | 12.78 | 97.29 | 71.74 | 116.39 | 113.96 | 73.73 | 461.50 | | |
| | Excise Duty | 74.60 | 83.82 | 95.30 | 95.68 | 177.46 | 86.22 | 112.36 | 100.40 | 48.59 | (9.88) | | |
| | Other | 8.68 | 12.96 | 4.38 | 10.33 | 5.29 | 4.60 | 149.24 | 235.86 | 86.96 | (55.45) | | |
| | Total customs revenue | 113.70 | 124.80 | 141.38 | 147.46 | 312.84 | 190.67 | 109.76 | 104.30 | 60.95 | 29.30 | | |
| | Total Tax Revenue | 352.49 | 359.88 | 419.79 | 423.92 | 469.05 | 375.76 | 102.10 | 100.99 | 80.11 | (11.36) | | |
| | %age of Trade taxes to Total Revenue | | 34.68 | | 34.79 | | 50.74 | | | | | | |

TABLE 12: TOTAL EXEMPTIONS AND REMISSIONS GRANTED BY EAC PARTNER STATES FOR 2014 COMPARED TO 2015, (US\$ Millions)

| Partner states | Heading | 2011 | 2012 | 2013 | 2014 | 2015 | Annual %age change 2014 | Annual %age change 2015 |
|-----------------|-----------------------|-----------|----------|----------|----------|----------|-------------------------|-------------------------|
| UGANDA | Value of Exemptions | 374.48 | 323.2 | 591.63 | 295.59 | 305.86 | -50.04 | 3.48 |
| | Revenue Foregone | 70.27 | 88.9 | 130.8 | 53.2 | 70.09 | -59.33 | 31.78 |
| | Total Trade taxes | 1,122.51 | 1,188.7 | 1,285.85 | 1,505.91 | 1,486.79 | 17.11 | -1.27 |
| | %age Foregone | 5.89 | 6.96 | 9.23 | 3.41 | 4.50% | | |
| TANZANIA | Value of Exemptions | 2032.8205 | 2,682.98 | 3,664.17 | 3,940.80 | 2,868.14 | -7.02 | -21.72 |
| | Revenue Foregone | 483.20 | 670.97 | 1,131.90 | 730.88 | 592.62 | -35.43 | -18.92 |
| | Total Trade taxes | 1,600.16 | 1,800.48 | 2,108.81 | 2,315.31 | 2,338.34 | 9.79 | 0.99 |
| | %age Foregone | 23.19 | 27.15 | 34.93 | 23.99 | 20.22 | | |
| KENYA | Value of Exemptions | 3,620.81 | 4,421.65 | 3,621.04 | 3,032.8 | 3,126.48 | -16.25 | 3.09 |
| | Revenue Foregone | 787.03 | 934.04 | 838.50 | 621.0 | 664.18 | -25.94 | 6.95 |
| | Total Trade taxes | 2,640.35 | 2,990.15 | 3,162.98 | 3,885.43 | 3,838.59 | 22.84 | -1.21 |
| | %age Foregone | 22.96 | 23.80 | 20.95 | 13.78 | 14.75 | | |
| RWANDA | Value of Exemptions | 501.80 | 780.39 | 671.06 | 684.3 | 646.55 | 1.98 | -5.52 |
| | Revenue Foregone | 134.93 | 193.92 | 169.06 | 189.4 | 182.22 | 12.04 | -3.81 |
| | Total Trade taxes | 284.47 | 316.92 | 310.80 | 342.70 | 369.36 | 10.26 | 7.78 |
| | %age Foregone | 47.43 | 61.19 | 54.49 | 55.27 | 49.33 | | |
| BURUNDI | Value of Exemptions | 173.80 | 528.26 | 369.83 | 77.76 | 340.77 | -78.97 | 338.23 |
| | Revenue Foregone | 59.12 | 120.19 | 70.83 | 7.55 | 80.38 | -89.34 | 964.65 |
| | Total customs revenue | 186.00 | 149.56 | 124.80 | 147.47 | 143.22 | 18.16 | -2.88 |
| | %age Foregone | 31.78 | 80.36 | 56.75 | 5.12 | 56.12 | | |

Source: Partner State Revenue Authorities

TABLE 12: TOTAL EXEMPTIONS AND REMISSIONS GRANTED BY EAC PARTNER STATES FOR 2014 COMPARED TO 2015, (US\$ Millions)

| Uganda | Tariff band status | 2011 | 2012 | 2013 | 2014 | 2015 | % change 2014 | % change 2015 |
|----------|--------------------|-----------|-----------|-----------|-----------|-----------|---------------|---------------|
| | 0% | 4,297.0 | 4,554.1 | 4,150.9 | 4,258.60 | 3,992.18 | 2.6 | (6.3) |
| | 2% | - | - | - | - | - | - | - |
| | 4% | 1.6 | 2.4 | 2.6 | 2.49 | 0.11 | (2.9) | (95.5) |
| | 6% | 23.9 | 32.7 | 35.1 | 38.27 | 11.52 | 9.1 | (69.9) |
| | 10% | 337.8 | 373.2 | 547.8 | 650.60 | 561.66 | 18.8 | (13.7) |
| | 25% | 839.9 | 864.2 | 861.7 | 883.71 | 754.11 | 2.5 | (14.7) |
| | >25% | 130.7 | 216.2 | 219.4 | 239.86 | 208.53 | 9.3 | (13.1) |
| | Total | 5,630.9 | 6,042.8 | 5,817.5 | 6,073.53 | 5,528.12 | 4.4 | (9.0) |
| Kenya | 0% | 9,830.07 | 10,600.19 | 10,430.38 | 11,995.15 | 9,652.30 | 15.0 | (19.5) |
| | 10% | 1,642.70 | 2,028.91 | 2,197.50 | 2,352.88 | 2,248.24 | 7.1 | (4.4) |
| | 25% | 2,375.75 | 2,702.92 | 2,938.52 | 3,137.52 | 3,257.21 | 6.8 | 3.8 |
| | >25% | 797.79 | 894.81 | 844.63 | 920.64 | 842.70 | 9.0 | (8.5) |
| | Total | 14,646.30 | 16,226.84 | 16,411.03 | 18,406.19 | 16,000.44 | 12.2 | (13.1) |
| Tanzania | 0% | 7,289.12 | 6,937.59 | 7,303.27 | 7,539.03 | 5,862.26 | 3.2 | (22.2) |
| | 10% | 1,860.48 | 2,292.71 | 2,257.11 | 2,309.82 | 2,071.97 | 2.3 | (10.3) |
| | 25% | 1,787.79 | 2,228.18 | 2,697.10 | 2,663.14 | 2,373.45 | (1.3) | (10.9) |
| | >25% | 242.71 | 257.25 | 267.52 | 255.26 | 237.80 | (4.6) | (6.8) |
| | Total | 11,180.10 | 11,715.73 | 12,525.00 | 12,767.25 | 10,545.48 | 1.9 | (17.4) |
| Rwanda | 0% | 950.47 | 980.13 | 1,073.27 | 1,267.42 | 949.22 | 18.1 | (25.1) |
| | 5% | 72.34 | 311.24 | 176.30 | 73.57 | - | (58.3) | (100.0) |
| | 10% | 114.10 | 174.23 | 184.30 | 118.52 | 241.85 | (35.7) | 104.1 |
| | 15% | - | - | - | - | - | | |
| | 25% | 204.43 | 147.17 | 169.66 | 203.16 | 717.82 | 19.7 | 253.3 |
| | >25% | 18.36 | 33.11 | 53.44 | 41.73 | 73.86 | (21.9) | 77.0 |
| | Total | 1,359.70 | 1,645.88 | 1,656.97 | 1,704.39 | 1,982.76 | 2.9 | 16.3 |
| Burundi | 0% | 490.98 | 531.12 | 649.75 | 597.78 | 619.8 | (8.0) | 3.7 |
| | 5% | 9.86 | 4.27 | - | - | | | |
| | 10% | 268.30 | 223.12 | 199.61 | 57.45 | 58.1 | (71.2) | 1.2 |
| | 15% | 0.09 | 0.26 | - | - | | | |
| | 25% | 134.36 | 139.16 | 132.80 | 116.22 | 102.8 | (12.5) | (11.6) |
| | >25% | 17.63 | 52.68 | 23.25 | 10.45 | 12.2 | (55.1) | 16.7 |
| | Total | 921.22 | 950.60 | 1,005.41 | 781.90 | 792.8 | (22.2) | 1.4 |

Source: Partner States' Revenue Authorities



END

ISBN: 978 - 9987 - 712 - 75 - 5

East African Community
EAC Close, Afrika Mashariki Road
P.O. Box 1096, Arusha
United Republic of Tanzania

Tel: +255 (0)27 216 2100
Fax: +255 (0)27 216 2190
Email: eac@eachq.org
www.eac.int

